

AUGUST 1997

Electronics NOW[®]

Build the Poor Man's Plasma Globe

A low-cost way to create
an eye-catching display,
or use it in other
high-voltage applications

Make your own PC Boards

Used properly, toner-transfer
products make the
job easy and inexpensive

Build the D.I.Y. Function Generator

Our battery-powered unit is great
on the workbench or on-the-go

All about Switching Power Supplies

They can't be beat when size
or efficiency is a concern

\$3.99 U.S.
\$4.99 CAN.



A GERNSBACK
PUBLICATION

#BXNBQWF***** 5-DIGIT 21046
#DHM9515R093 7#460734 0AP26



APR 99
05EN

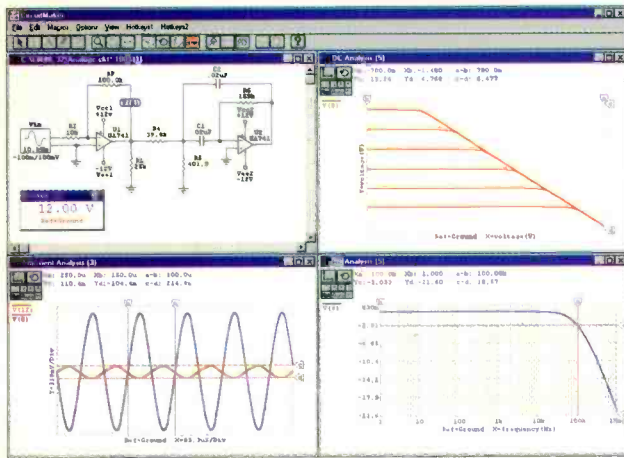
ROBERT DAHM
9515 RED RAIN PATH
COLUMBIA MD 21046-2073

CircuitMaker[®]

TraxMaker[™]

The Virtual Electronics Lab[™]

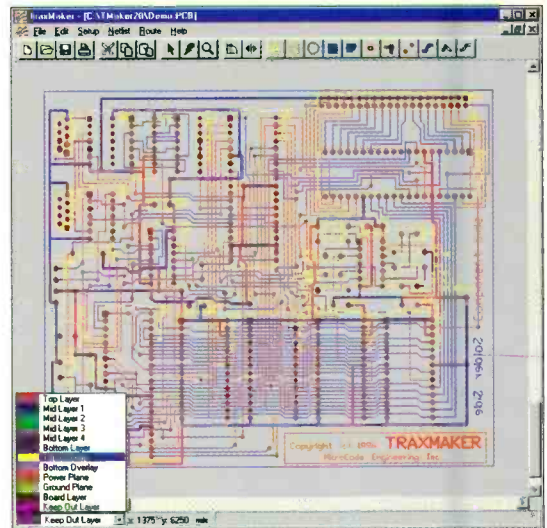
Why settle for only half the tools?



CircuitMaker[®] Version 5

Since 1987, a professional SPICE-based schematic capture and simulation tool for digital, analog and mixed-signal circuits. Now featuring over 4,000 devices and the fastest, most accurate TRUE mixed-mode simulation. Built-in symbol editor and macro feature allows creation of an unlimited custom device library.

Why fight incompatible design tools and make the job more difficult? Together, CircuitMaker and TraxMaker offer a seamless start-to-finish circuit design system.



TraxMaker[®] Version 2

The only professional-quality PCB design tool available at this price. Features automatic component placement and built-in autorouter for fast, easy board design. Supports 8 layers, both surface mount and through-hole components, and up to 32 x 32 inch board size. Allows creation of custom packages. Output as Gerber file, Excellon N/C drill file, or print to Windows-selectable printer or plotter.

The whole solution is just \$549*

Call 800-419-4242 today!

FREE Functional Demos Available

30-day Satisfaction Guarantee

More Information at www.microcode.com

*Special Price when Purchased Together

Products Also Sold Separately:

CircuitMaker - \$299 TraxMaker - \$299

 MICROCODE
ENGINEERING INC.

927 West Center Street • Orem, UT • 84057-5203 • USA
Phone: 801-226-4470 • Fax: 801-226-6532 • Email: www.microcode.com



CIRCLE 128 ON FREE INFORMATION CARD

www.americanradiohistory.com

CONTENTS

AUGUST 1997


ON THE COVER

31 BUILD THE POOR MAN'S PLASMA GLOBE

Since its earliest days, mankind has been fascinated by lightning and other kinds of high-voltage discharges. Even today, high-voltage experiments and displays remain among the most popular areas of the electronics hobby. This month, we present a way to have a little high-voltage fun of your own, without breaking the bank to invest in exotic display devices or electronics. In fact, the project uses a common incandescent light bulb as the display device.


You can also use the circuit for other high-voltage experiments and displays, including a Jacob's Ladder.

— *Robert Iannini and Marc Spiwak*



TECHNOLOGY


40 ALL ABOUT SWITCHING POWER SUPPLIES



When size and efficiency are important, these supplies are hard to beat.

— *Stephen J. Bigelow*

48 MAKE YOUR OWN PC BOARDS



Once you've learned the right way to use toner-transfer products, there's no easier way to make PC boards.

— *Larry Ball*

As a service to readers, ELECTRONICS NOW publishes available plans or information relating to newsworthy products, techniques and scientific and technological developments. Because of possible variances in the quality and condition of materials and workmanship used by readers, ELECTRONICS NOW disclaims any responsibility for the safe and proper functioning of reader-built projects based upon or from plans or information published in this magazine.

Since some of the equipment and circuitry in ELECTRONICS NOW may relate to or be covered by U.S. patents, ELECTRONICS NOW disclaims any liability for the infringement of such patents by the making, using, or selling of any such equipment or circuitry, and suggests that anyone interested in such projects consult a patent attorney.

ELECTRONICS NOW, (ISSN 1067-9294) August 1997. Published monthly by Gernsback Publications, Inc., 500 Bi-County Boulevard, Farmingdale, NY 11735-3931. Periodicals Postage paid at Farmingdale, NY and additional mailing offices. Canada Post IPM Agreement No. 334103, authorized at Mississauga, Canada. One-year subscription rate U.S.A. and possessions \$19.97, Canada \$27.79 (Includes G.S.T. Canadian Goods and Services Tax, Registration No. R125166280), all other countries \$28.97. All subscription orders payable in U.S.A. funds only, via international postal money order or check drawn on a U.S.A. bank. Single copies \$3.99. © 1997 by Gernsback Publications, Inc. All rights reserved. Printed in U.S.A.

POSTMASTER: Please send address changes to ELECTRONICS NOW, Subscription Dept., Box 55115, Boulder, CO 80328-5115.

A stamped self-address envelope must accompany all submitted manuscripts and/or artwork or photographs if their return is desired should they be rejected. We disclaim any responsibility for the loss or damage of manuscripts and/or artwork or photographs while in our possession or otherwise.

BUILD THIS

56 BUILD THE D.I.Y. FUNCTION GENERATOR

Great for your workbench, this battery-operated generator is equally comfortable in the field. Use it to generate accurate sinewaves, squarewaves, and triangle waves at frequencies of up to 100 kHz. — *Skip Campisi*



DEPARTMENTS


21 COMPUTER CONNECTIONS

Hacking the Pilot Palm computer. — *Jeff Holtzman*



24 EQUIPMENT REPORT

RadioShack AC circuit-breaker identifier.

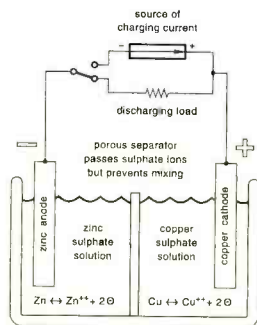


28 SERVICE CLINIC

How to service microwave ovens. — *Sam Goldwasser*

63 TECH MUSINGS

Understanding source impedance, the energy density of gasoline, electrochemistry basics, and more. — *Don Lancaster*



AND MORE

- | | |
|----------------------|-------------------------------------|
| 4 EDITORIAL | 14 NEW PRODUCTS |
| 6 WHAT'S NEWS | 26 NEW LITERATURE |
| 8 Q&A | 116 ADVERTISING INDEX |
| 12 LETTERS | 116 ADVERTISING SALES OFFICE |

Electronics NOW®

Hugo Gernsback (1884-1967) founder

LARRY STECKLER, EHF, CET,
Editor-in-chief and publisher

EDITORIAL DEPARTMENT

- CARL LARON,** editor
JOSEPH J. SUDA, technical editor
JULIAN S. MARTIN, associate editor
TERI SCADUTO, assistant editor
MICHAEL A. COVINGTON, N4TMI
 contributing editor
SAM GOLDWASSER, service editor
JEFFREY K. HOLTZMAN,
 computer editor
FRANKLIN J. MILLER,
 audio editor
DON LANCASTER,
 contributing editor
EVELYN ROSE, editorial assistant

ART DEPARTMENT

- ANDRE DUZANT,** art director
RUSSELL C. TRUELSON, illustrator

PRODUCTION DEPARTMENT

- RUBY M. YEE,** production director
KATHRYN R. CAMPBELL,
 production assistant
KEN COREN,
 desktop production director
LISA BAYNON, desktop production

CIRCULATION DEPARTMENT

- THERESA LOMBARDO,**
 circulation manager
GINA GALLO,
 circulation assistant

REPRINT DEPARTMENT

- MICHELE TORRILLO,**
 reprint bookstore

Typography by Mates Graphics

Electronics Now is indexed in *Applied Science & Technology Index*, and *Readers Guide to Periodical Literature*, *Academic Abstracts*, and *Magazine Article Summaries*.

Microfilm & Microfiche editions are available. Contact reprint bookstore for details.

Advertising Sales Offices listed on page 116.

Electronics Now Executive and Administrative Offices
1-516-293-3000.

Subscriber Customer Service:
1-800-999-7139.
7:00 AM-6:00 PM Monday-Friday MST

VISIT US ON THE INTERNET AT:
www.gernsback.com



Audit Bureau
 of Circulations
 Member

Take This Giant Circuit Library For Only \$4⁹⁵

when you join the
Electronics Engineers' Book Club®

Hundreds of circuit ideas
alphabetically arranged—from
Alarm circuits to Zero
crossing detector circuits!

"...includes schematics for the latest electronics
circuits from industry leaders..."—Popular Electronics

Turn to this comprehensive circuit library for hundreds of project ideas...valuable troubleshooting and repair tips...and concise pinout diagrams and schematics. Each volume contains more than 700 electronic and integrated circuits and covers 100+ circuit categories.

If coupon is missing, write to: Electronics Engineers' Book Club® A Division of The McGraw-Hill Companies P.O. Box 549, Blacklick, OH 43004-9918

The Encyclopedia of Electronic Circuits Volumes 1-3

by Rudolf F. Graf



As a member of the Electronics Engineers' Book Club...

you'll enjoy receiving Club bulletins every 3-4 weeks containing exciting offers on the latest books in the field at savings of up to 50% off the regular publishers' prices. If you want the Main Selection, do nothing and it will be shipped automatically. If you want another book, or no book at all, simply return the reply form to us by the date specified. You'll have at least 10 days to decide. If you ever receive a book you don't want due to late delivery of the bulletin, you can return it at our expense. Your only obligation is to purchase 2 more books during the next 12 months, after which you may cancel your membership at any time. And you'll be eligible for FREE BOOKS through our Bonus Book Program. Publishers' Prices Shown © 1997 EEBC

ELECTRONICS ENGINEERS' BOOK CLUB®

A Division of The McGraw-Hill Companies, P.O. Box 549, Blacklick, OH 43004-9918

YES! Please send me *The Encyclopedia of Electronic Circuits-Vols. 1-3* (5857863), billing me just \$4.95, plus shipping/handling & tax. Enroll me as a member of the **Electronics Engineers' Book Club** according to the terms outlined in this ad. If not satisfied, I may return the books without obligation and have my membership cancelled.

Name _____

Address/Apt.# _____

City _____ State _____

Zip _____ Phone _____

Valid for new members only, subject to acceptance by EEBC. Canada must remit in U.S. funds drawn on U.S. banks. Applicants outside the U.S. and Canada will receive special ordering instructions. A shipping/handling charge & sales tax will be added to all orders.

RPIF897

EARN YOUR B.S. DEGREE IN COMPUTERS OR ELECTRONICS



By Studying at Home

Grantham College of Engineering, now in our 47th year, is highly experienced in "distance education" – teaching by correspondence – through printed materials, computer materials, fax, modem, and phone.

No commuting to class. Study at your own pace, while continuing on your present job. Learn from easy-to-understand but complete and thorough lesson materials, with additional help from our instructors.

Grantham offers three separate distance-education programs, leading to the following accredited degrees:

(1) the B.S.E.T. with Major Emphasis in Electronics. (2) The B.S.E.T. with Major Emphasis in Computers. (3) The B.S.C.S. – the Bachelor of Science in Computer Science.

The B.S.E.T. programs now include Electronics Workbench Professional 5.0.

An important part of being prepared to *move up* is holding the right college degree, and the absolutely necessary part is knowing your field. Grantham can help you both ways – to learn more and to earn your degree in the process.

Write or phone for our free catalog. Toll free, 1-800-955-2527, or see mailing address below.

Accredited by
the Accrediting Commission of the
Distance Education and
Training Council

GRANTHAM
College of Engineering
Grantham College Road
Slidell, LA 70460

EDITORIAL

Don't Miss Out

Most of you are familiar, no doubt, with the Free Information card that's included with every issue of this magazine. And if you've used it, you have probably noticed that there's usually a question or two on it to help us learn more about our readers' interests and activities.

Recently, we asked "Do you use the Internet?" While a little over half who answered said that they did, nearly 49% said they did not. That result both surprised and disappointed me. If you are an electronics hobbyist and are serious about what you do, by missing out on the Internet, you are missing out on a golden opportunity.

Once, every city of any size had its own "Radio Row" where you could go to find just about any component you might need for just about any project. Unfortunately, those Radio Rows pretty much disappeared decades ago. The result is that it has become increasingly difficult for hobbyists to find the parts that they needed. But, thanks to the Internet, there's now a "cyber" Radio Row. Parts distributors ranging from the behemoth catalog houses to small mom-and-pop operations can be found on the Web, and most offer on-line catalogs and ordering. If a part exists, you are almost sure to be able to track down a source for it on the Internet.

But even more important are the information resources. Regardless of your area of interest, you are sure to find Web pages, mailing lists, and other resources to learn more about it. Service Editor Sam Goldwasser's sci.electronics.repair FAQ Web page (<http://www.paranoia.com~filipg/REPAIR/>) is just one example of the kind of resources that can be found.

And almost every component manufacturer has a site on the Web. There you can find product information, data sheets, application notes, and much more.

Finally, let's not forget our fellow hobbyists. Do you have a question that you just can't get answered? Why not ask it on the appropriate sci.electronics newsgroup? If there's an answer out there, someone is almost sure to help. There's also the discussion forums on our own www.gernsback.com site, where you can interact with your fellow **Electronics Now** and **Popular Electronics** readers.

Yes, I know that Internet access can be costly, but it can also be surprisingly affordable—as little as \$5 a month for limited access through several major providers, or even free through one of the many regional "freenets" or through many local public libraries. If you already own a computer—and most of you do—missing out on one of the greatest opportunities ever made available to our hobbyist community would be a shame.



Carl Laron
Editor

Where do more people go for electronics accessories?



Surprised?
Of course you weren't.

RadioShack has the accessories people need for all sorts of personal electronics. Need a case for your cellular phone, a longer-lasting battery, a universal remote control, an adapter for your portable CD player? We can provide accessories that will help you get the most enjoyment and greatest benefit from thousands of products. No matter who made it or where you bought it—you already know who'll get you connected. For our store near you, call 1-800-THE-SHACK®.

 **RadioShack**
You've got questions. We've got answers.®

CIRCLE 78 ON FREE INFORMATION CARD

www.americanradiohistory.com



WHAT'S NEWS

A REVIEW OF THE LATEST HAPPENINGS IN ELECTRONICS

Chip-Mounted Biology Lab

Biomedical researchers at the University of Michigan (Ann Arbor) have developed a microchip that can analyze DNA immediately using just a small blood sample. The device might one day replace many of the expensive, less reliable, time-consuming, and anxiety-generating medical, diagnostic, and genetic testing procedures used today. For instance, a doctor could quickly scan a pregnant woman's DNA to determine on the spot if her baby was healthy, or determine if a patient's illness could be treated by antibiotics.

Current DNA testing requires a complete molecular biology lab and a minimum of ten individual procedures that must be performed by highly skilled technicians. David Burke, assistant professor of human genetics at UM, explains, "Our goal is to automate the process by, in essence, shrinking the lab to fit on one silicon microchip."

In the research program supported by the National Institutes of Health, Burke and his colleagues micro-fabricated components and integrated them into a DNA-analyzing chip just three centimeters (about one inch) long and one-half centimeter wide. A thermocapillary pump mixes drops of pure DNA with an enzyme solution and drives the DNA through five different components on the microchip.

Conventional techniques are used to fabricate the device, so it should be easy to produce in large quantities, according to Carlos Mastrangelo, assistant professor of electrical engineering and computer science. Before mass-production can become a reality, however, significant technical problems related to handling such small amounts of liquid, and interactions between liquids and solids in the chip must be solved. Once those issues have been resolved, the "biology lab on a microchip" could open up the technology of DNA analysis to wider applications in population-based genetic

studies, forensics testing, water analysis, agriculture, and biology, according to Mark Burns, associate professor of chemical engineering.

Striving for Internet Affordability

CEMA, the Consumer Electronics Manufacturers Association (Arlington, VA), has become an active member of the Internet Access Coalition—a group that includes industry powerhouses such as AOL, Apple, Compaq, CompuServe, Digital Equipment Corp., IBM, Intel, Microsoft, Netscape, Novell, Oracle, and Sun Microsystems—in its fight against attempts by some telephone companies to impose "access charges" against Internet access providers. Both groups are concerned that additional charges would be passed on to consumers, ultimately inhibiting Internet use.

"We cannot allow local telephone companies, which already gain substantial revenues from PC modem connections, to impose further financial burdens on U.S. consumers," said Gary Shapiro, CEMA president. "In this exciting age, when our members are producing Internet-accessible TVs, phones, pagers, and computers, we must . . . ensure that all consumers can enjoy affordable access to the wonders of the Net."

In a tentative decision made late last year, the Federal Communications Commission decided not to allow phone companies to assess new charges. The FCC is seeking public comment on that tentative ruling, and also on the need for local telephone companies to provide alternatives to voice telephone switches for handling data traffic. The Internet Access Coalition supports the creation of competition to encourage the deployment of new digital technologies such as ADSL (Asymmetric Digital Subscriber Line) and HDSL (High-bit-rate Digital Subscriber Line) that can provide con-

sumers with high-speed Internet access while eliminating any potential burden on local voice telephone networks.

Meanwhile, in early May the FCC made the Internet more affordable to educational institutions by approving a plan that gives schools and libraries discounts on Internet access that range from 20% to 90%. A maximum of \$2.25 billion per year will be made available. The funds, which will be raised by charging fees to telecommunications companies, will be distributed according to the relative wealth of the school districts that apply. Private schools are also eligible under the plan. Application forms will be available in the fall, and the program is scheduled to begin in January 1998.

"For any school that has or hasn't started to put themselves onto the information superhighway, this should prove a serious incentive to get on it or increase the degree to which you make technology an integral part of every student's education," said FCC education task force director Jamie Rubin.

NEC-Compliance Software

A team of researchers at Georgia Tech's School of Electrical and Computer Engineering, headed by Dr. A.P. Sakis Meliopoulos, has created a software package that eliminates the guesswork when determining whether electrical designs comply with the equipment-grounding requirements of the National Electrical Code. Developed in cooperation with the National Electrical Manufacturers Association (NEMA), the software updates the information on grounding developed by Eustes Soares, which has been used as a primary design guide for years.

Validated by full-scale testing, the Steel Conduit Analysis (SCA) software enables electrical engineers, system designers, electricians, and inspectors to confirm design parameters of grounding systems that use steel electrical conduit. It

facilitates the comparison of EMT, IMC, galvanized rigid conduit, and conductors stipulated in NEC Table 250-95 to determine the optimum combination for the desired run.

The program's graphical user interface allows analysis of a single steel-conduit system, or steady-state analysis of an electrical-power system, with or without steel conduit. The power system might include three-phase elements as well as non-symmetrical three-phase elements or single-phase elements. The software can be used to validate old electrical-system runs, accurately calculate new system designs, evaluate different system set-ups for code compliance, calculate ground/fault design with greater precision, and lower cost without sacrificing safety. The software, which costs \$150, is available from Georgia Tech Research Corporation (Office of Technology Licensing CRB Building, 400 Tenth Street, Atlanta, GA 30332-0415; Tel: 404-894-6287).

Fingerprint-Verification Software

An automatic fingerprint-verification system developed by PrintScan International Inc. is being used by the Erie County Holding Center in Buffalo, New York as part of a new way to process prisoners and prevent unauthorized discharges.

"With today's overcrowded detention facilities, the wrong person can be discharged occasionally because of a common last name or a physical resemblance to the person who's *supposed* to be leaving the center," said Thomas F. Higgins, Sheriff of Erie County. "Or the papers could get mixed up. It's happened four or five times in the last several years."

Overworked staff in over-crowded prison facilities can't give every released prisoner the careful scrutiny that might be required to spot an impostor. Sheriff Higgins expects the Jail Management System to reduce incorrect discharges to zero.

PrintScan software, installed on a PC at the end of the processing line for incoming and outgoing inmates, reduces each prisoner's fingerprint to an algorithm, capturing an average of 15 to 18 points (or "minutiae"), which are encoded in a database. The PrintScan system uses "coincident sequencing"—a process of capturing and comparing fingerprint

minutiae that is the only one recognized by law-enforcement agencies worldwide as proof positive of a person's identity. A fingerprint scanner is used to capture an encoded record of each inmate's finger when he is processed upon entering the holding center.

Upon discharge, the prisoner places the same finger on the scanner, where its image is compared to the stored print—or, more accurately, the stored algorithm is compared to the new algorithm presented by the live fingerprint. The process takes a fraction of a second.

The software differs from other programs that rely on the SAFIS (state automated fingerprint identification system) database in terms of accuracy and efficiency. With SAFIS-based systems, Higgins explained, "when you submit a fingerprint for a match, you might get 40 similar patterns out of a huge database containing millions of prints. Then you have to sit down and manually compare each one until you believe that a match exists. PrintScan completely eliminates this tedious process and its inherent subjectivity."

Low-Cost Thermally Conductive Substrate

The manufacture of many new electronic devices demands materials with high thermal conductivity and good dielectric properties—traits that appeared to be mutually exclusive due to the specific nature of existing materials. Aluminum Nitride Composites (ANC), developed by Advanced Refractory Technologies, Inc. (ART) of Buffalo, New York, address the electronic/electrical industry's need for one material that possesses both good thermal conductivity and a low dielectric constant. ANCs provide the thermal conductivity benefits of aluminum nitride (AlN) with the low dielectric constants of polymers.

By prefabricating a network of AlN, the company was able to create a high-performance composite that incorporates both AlN and a polymer. The technology differs from traditional AlN fabrication in that the AlN is fabricated into a porous preform into which a polymer is infiltrated, thereby creating a dense structure with higher thermal conductivity than that attainable via traditional methods. And, also unlike traditional AlN, ANC does not require exot-

ic fabrication facilities or methodologies, allowing it to be relatively low-cost.

"We expect that ART's ANC will be of interest for applications wherever the unique combination of good thermal conductivity and thermal properties is required," said ART's director of technical marketing, Donald J. Bray. That includes electronic substrates and packaging, other microelectronic applications, insulators for electrical switches and other components, high-performance gaskets, and radar windows.

The properties of ANC include moderately high thermal conductivity (2545 W/mK), low dielectric constant (5–7), a CTE approaching that of silicon (4.3 10⁻⁶°C), and good electrical resistivity (1014 ohm-cm). A unique benefit is the ability to tailor the ANC for a specific application by choosing a particular polymer that, in combination with the AlN perform, provides the desired properties.

12-inch Silicon Wafers Sought

Sematech, the consortium of American semiconductor manufacturers, Austin, Tex., is sponsoring an international group to design silicon slices or wafers that are 12 inches in diameter. These wafers are expected to permit more economical manufacture of ever larger, next-generation chips. The largest wafers now being produced have diameters of 8 inches.

The new group is called the 300 Millimeter (12 inch) Initiative because of the diameter of the new wafer. It will consist of manufacturers from the United States, Asia, and Europe. The joint research on larger diameter wafers is motivated by the increasing cost of manufacturing very large-scale integrated circuits. Most ICs are now made on 6-inch wafers, but the most advanced manufacturers use 8-inch wafers.

Intel Corp. developed 6-inch wafers, but Micron Technology Inc. and IBM pioneered in 8-inch wafers. However, the cost of developing the larger wafers is now prohibitive for even the largest IC manufacturer working alone. The objective of the research is to grow even larger diameter silicon boules with a minimum number of defects so that irregularities in the wafers will not be a cause for device rejection.



Q & A

READERS' QUESTIONS, EDITORS' ANSWERS

More About Hard Drives ...

In the April 1997 installment of Q&A, a reader asked how to install a Miniscribe 8051A hard disk, with 16-bit IDE interface, in an 8-bit 8088-based PC clone. We said it couldn't be done. Reader Kinge Okauchi writes to tell us that JDR Microdevices sells a special IDE adapter for just that purpose. You can reach JDR at 1850 South 10th St., San Jose, CA 95112, or <http://www.jdr.com>.

... and Frequency Displays

The March installment of Q&A dealt with how to add a frequency display to an old-style analog radio receiver. Reader David McKnight points out that the 1997 *ARRL Handbook for Radio Amateurs* gives plans for just such a device. A PC-board template is available from the ARRL; programmed microcontrollers and complete kits are available from Radio Adventures Corp., RD #4 Box 240, Summit Drive, Franklin, PA 16323.

Spelling Words With LEDs

Q I am a radio amateur and would like to put a display in the back window of my car to display my call sign, and also words such as "Hello," by lighting up different LEDs in a matrix. Would you be so kind as to show me a circuit design? — J. R., East London, South Africa

A The challenge is, of course, that some of the LEDs are part of more than one message and need to be lit by more than one switch, but the outputs of the three switches must remain isolated from each other for the sake of the other LEDs. What you need is called a diode matrix, and Fig. 1 shows the basic idea. The diodes act like anti-backflow valves and enable both switches to light LED2 while keeping LED1 and LED3 independent of each other.

Figure 2 shows how to lay out the circuit as a matrix and put in diodes for the connections you want to make. If an

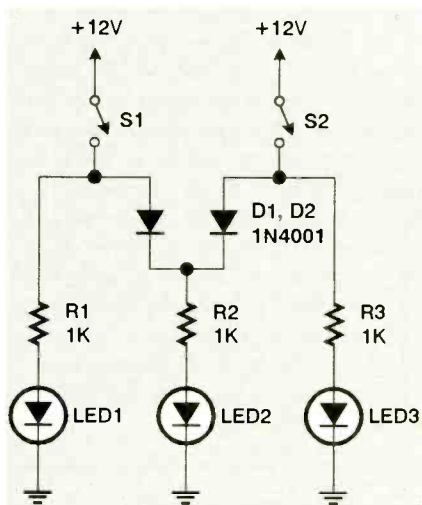


FIG. 1—THANKS TO DIODES D1 and D2, both switches can turn on LED2, but LED1 and LED3 are not linked

LED is fed by only one switch, you can replace its diode with a direct connection. Picking out which LEDs to light with each switch is, of course, entirely up to you.

The Case Of The Conductive Rubber

Q I have worked on numerous electronic devices that incorporate an LCD display. Frequently the LCD simply lies on top of the printed circuit board. Interconnecting the two is a rubbery material, which I assume is conductive. Why doesn't it short out adjacent contacts? — R. N. S., Royal Canadian Mounted Police, Regina, Sask., Canada

A We're always glad to help the Mounties solve a mystery. All the clues you will need are in Fig. 3. As shown there, conductive and noncon-

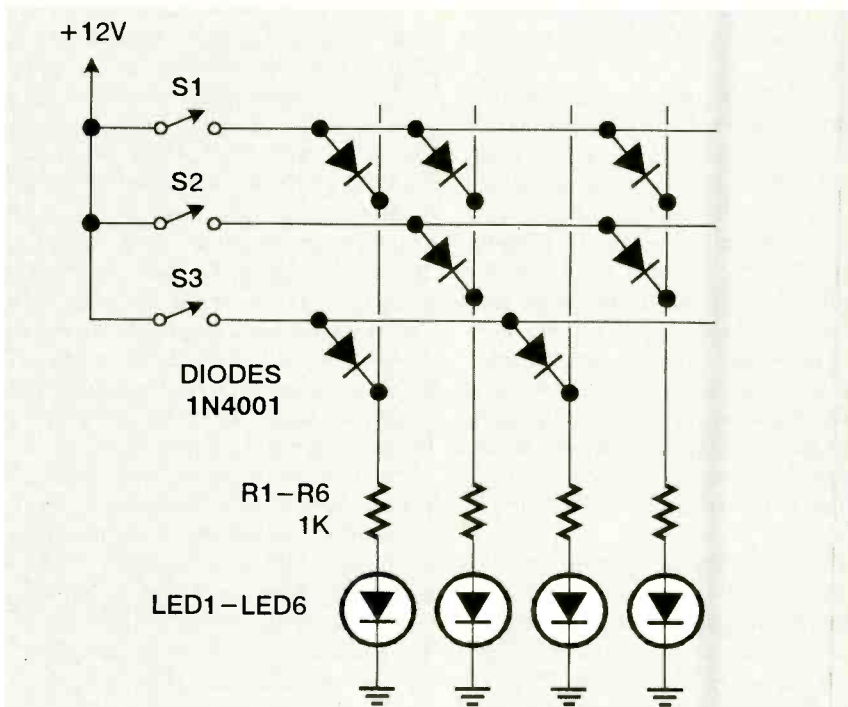


FIG. 2—A DIODE MATRIX MAKES IT EASY to see which switches go to each LED. If an LED is fed from only one switch, its diode can be replaced by a direct connection.

ductive layers of silicone rubber are laminated together vertically; as a result, the rubber pads conduct only up and down, not sideways.

VCR Plus

Q I would like to set up my VCR Plus compatible recorder to record shows that are not listed in my TV Guide. Is there a way for me to figure out the string of numbers (Plus-Codes) to identify them? — B. K. A., Lompoc, CA

A As far as we know, the VCR Plus code system has not been made public. Readers?

Constant-Speed Motor Control

Q A number of years ago (like 20), I found a circuit in a magazine and built a "constant" speed control for my wife's sewing machine. A few weeks later, our house was robbed; they took the sewing machine and the obviously well-built speed controller. My wife has revived her sewing enthusiasm and I'd like to build another controller. Can you supply a circuit? — W. B., Apple Valley, CA

A We don't recall the circuit, but we can make an educated guess. The 20-year-old sewing machine probably has a "universal" motor, which means it will operate on AC and DC over a wide range of voltages. Its built-in speed control is a rheostat (variable resistor).

As you know, putting a resistor in series with a motor is not a very good way to slow it down. The reason? When the motor hits a heavy load, it slows down and draws more current. That increases the voltage drop through the resistor, slowing down the motor even further. Because of the resistor, the motor won't maintain a constant speed under load.

A much better way to control the motor is to supply a constant voltage. If you want low speed, give it (say) 80 volts AC instead of 120 volts, but keep the voltage constant regardless of load current.

One simple way to do this is to use a Variac rather than a rheostat. That will give you an adjustable voltage with reasonably good regulation. Depending on the kind of motor, a light dimmer might even work. When experimenting with

these circuits, make sure the motor doesn't overheat, and don't let it remain in a stalled condition—consuming power without turning—for any length of time.

Smarter Fuel Gauge

Q am trying to build a fuel gauge linearizer for my car. The current gauge is linear with the depth of gas in the tank, but since the fuel tank is not rectangular (as is the case with most cars), it is obviously not linear with the number of gallons in the tank. The set-up in my car is particularly bad—the gauge stays

between Full and ¼ for a long time and then quickly drops to Empty.

The fuel sensor is a variable resistance ranging 0-ohms empty to 90-ohms full. My only idea is to convert the resistance into a voltage, scale that voltage with some op-amp circuit, and then convert it back to a resistance. How can I do that? — J. R., College Station, TX

A This sounds like a complicated analog computing problem—or a simple digital one. Use a microcontroller with an analog-to-digital input, or measure the resistance by measuring the time taken to

AT \$299.95, NO OTHER DESIGN WORKSTATION GIVES YOU SO MUCH FOR SO LITTLE.

The PB-503 is a total design workstation. It has everything! **Instrumentation**, including a function generator with continuously variable sine/square/triangle wave forms—plus TTL pulses. **Breadboards** with 8 logic probe circuits.

And a **Triple Power Supply** with fixed 5VDC, plus two variable 1.3 outputs (+1.3 to 15VDC and -8 to 15VDC). Throw in 8 TTL compatible LED indicators, switches, pulsers,

potentiometers, audio experimentation speaker...plus a lifetime guarantee on all breadboarding sockets! You have everything you need right there in front of you! PB-503—one super test station for under \$300! Order yours today!!

GLOBAL SPECIALTIES



Can't Wait! Call Toll-Free For More Information
1-800-572-1028
or the name of your local distributor

70 Fulton Terrace, New Haven, CT 06512
(203) 466-6103 • Fax: (203) 468-0060

an
Interplex
Industries
company

CIRCLE 122 ON FREE INFORMATION CARD

charge a capacitor. Then compute what the fuel gauge ought to read, and make it do so by adjusting the duty cycle of a switching transistor. Figure 4 shows the general idea; you'll also need to provide a crystal, a 5-volt power supply, and a couple of capacitors depending on the particular microcontroller you choose to use. The advantage of this approach is that you can implement any function whatsoever, no matter how nonlinear. For more on fuel-gauge circuits, look back at the June 1997 installment of this column.

Duty-Cycle Meter

Q I am planning to build a simple, inexpensive dwell (duty-cycle) meter to check the computer-controlled fuel system of my car, but I do not have a schematic. Can you help? — S. V., Hillside, IL

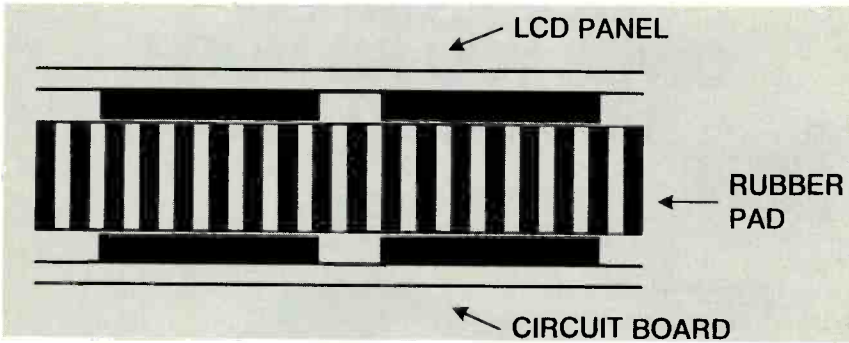


FIG. 3—THE LCD AND ITS CIRCUIT BOARD are joined together by a pad made up of tiny strips of conductive and non-conductive rubber. Because of that construction, adjacent contacts do not short.

A A duty cycle meter tells you what percentage of the time a pulsating DC voltage is “on” and what percentage of the time it is “off.” It’s especially useful for checking motor-control circuits. You can find complete plans for one in the article “Build a Duty-Cycle Monitor” in the May 1997 issue of our sister magazine, **Popular Electronics**.

Automotive Scope

Q Is there any way I could use my oscilloscope as an auto-engine analyzer with a simple add-on device? — C. K. S., Waymart, PA

Q I want to use my scope to view automotive ignition systems like the diagnostic scopes. Is there an interface I could build to see the trace? — P. P., Cape Coral, FL

A An automotive oscilloscope is like any other scope except that it has a special capacitive voltage-divider probe that clamps around a spark-plug wire. So if you can get hold of that probe, you’re in business.

An alternative would be to salvage the inductive pickup from a timing light. (If you have a timing light, rig it so you can disconnect the pickup from it and connect it to the oscilloscope.) You won’t see the same waveform as on a standard automotive scope, but you’ll be able to tell whether all the spark plugs are behaving alike, and that’s the important thing.

Incidentally, do not connect the oscilloscope directly to the spark plugs; the high voltage would damage it.

How To Build It

Q I am a freshman studying electrical engineering. A while back I found a project I wanted to build from a schematic, but I’m not quite sure how. I have a general purpose PC board with 25×15 holes on it. I can place the parts in the holes and solder them in position, but how do I connect them together? Do I have to use wire, and, if so, what kind? Is there a much better way that I am unaware of? — D. K., Northfield, VT

A That’s a good basic question, and maybe we should devote an article to it sometime. There are many ways to build a circuit, and, as Kipling put it,

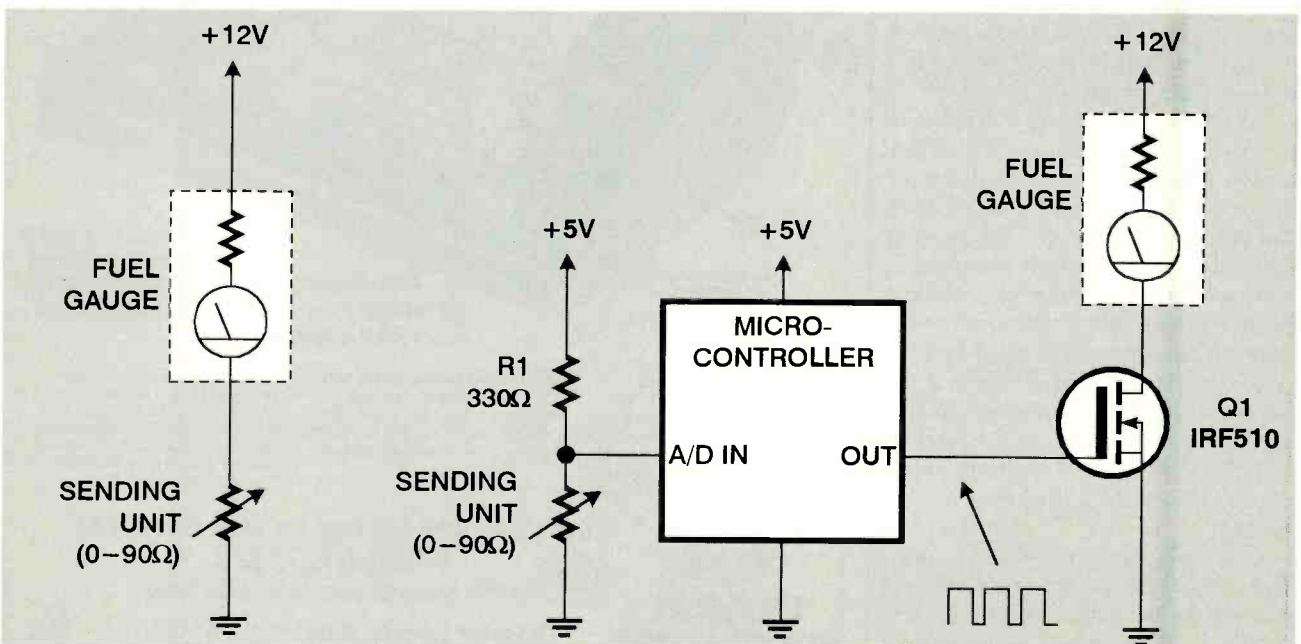


FIG. 4—HERE’S HOW TO USE A MICROCONTROLLER to make a car’s fuel gauge linear. You’ll also need to add a crystal and power supply for the microcontroller.



FIG. 5—REGARDLESS OF MANUFACTURER OR DEALER claims to the contrary, unless both the transmitting and receiving antennas are located quite high, reliable terrestrial reception is limited to 60 miles or less because of the curvature of the Earth.

“every single one of them is right”—at least most of the time.

It sounds like you have a “pad-per-hole” PC board with a separate piece of copper for each hole. To make connections, you’ll need to use wire. Magnet wire (28 gauge) or Kynar-covered wire-wrap wire is handy for that; wrap the wire around the pins of the components before you solder them in place. With wire-wrap wire, you’ll need to strip the insulation from the ends; magnet wire has an enamel insulation that melts when you solder.

A more convenient technique is to get a PC board that has some of the holes already connected together in rows. Then you can arrange your components to make the desired connections, adding pieces of No. 22 wire as needed.

Still more techniques for building circuits are described in the *ARRL Handbook for Radio Amateurs*. Most circuits work fine no matter how you build them. But if a circuit involves frequencies above 1 MHz or signal levels below 0.1 volt, you’ll need to build it compactly, isolate inputs from outputs, and follow any other layout instructions provided by the circuit designer.

TV Reception Problem

Q *I’m 17 years old and have been an avid electronics hobbyist since I was 11. I have a problem with poor reception of TV channels 39 and 50. I think the TV signal in my room isn’t too strong because on our other set, these channels work fine. Do you have a schematic for something I can build to improve the picture on these channels? — B. B., Ridgewood, NY*

A UHF amplifiers aren’t easy to build because at those frequencies, even half an inch of wire has enough inductance and capacitance to affect the operation of the circuit. Before adding an amplifier, try making a better indoor antenna. Sometimes all sorts of random wire shapes will work well in a particular

situation. Even before doing that, you might try swapping the locations of the two TVs to see if one of them is more sensitive than the other.

Receive It All?

Q *As a follow-up to your March 1997 “Q&A” question “Amplify it all?”, I want to build a preamp for VHF channels 2-13 to receive stations 130 miles away. My TV antenna is supposed to receive up to 160 miles, but can’t because it isn’t amplified. What kind of circuit should I use? I have a lot of transistors. — V. S., Landis, Sask., Canada*

A How tall is your antenna? The reason we ask is that the curvature of the earth limits how far away you can receive VHF signals, which travel in straight lines (see Fig. 5). If the station’s antenna is 1000 feet high and yours is 200 feet high, the maximum range is about 60 miles. To communicate across a 130-mile distance, you’d need antennas half a mile high at both transmitter and receiver.

Reliable 130-mile TV reception is only possible when the transmitter and receiver happen to be on mountaintops. Otherwise, if the signal isn’t reaching your location, no amount of amplification will help. If you do want to experiment with amplifiers, we suggest using commercially available ones; they’re cheap, and VHF amplifiers are tricky to build.

Writing to Q&A

As always, we welcome your questions; write to: Q & A, *Electronics Now*, 500 Bi-County Blvd. Farmingdale, NY 11735. The most interesting ones are answered in print, usually within nine months. Please be sure to include plenty of background information (we’ll shorten your letter for publication). *If you are asking about a circuit, please include a complete diagram.* Due to the volume of mail, we regret that we cannot give personal replies. **EN**

Whatever
you’re
looking for...
look to NTE!

NTE WEBSITE

<http://www.nteinc.com>

- On-line cross-reference to over 259,000 semiconductors, 41,000 relays, and hundreds of capacitors, resistors, and flyback transformers
- Product information and selector guides on all NTE product lines, with links to the NTE library of data sheets
- Free download of QUICKCross™ software via FTP
- Locations of nearest NTE distributors



Now you can
cross-reference
over 259,000
semiconductors
to NTE.

NEW

CIRCLE 71 ON FREE INFORMATION CARD



Cross-reference
over 41,000 relays
to NTE.

CIRCLE 72 ON FREE INFORMATION CARD

Call for a free catalog or QUICKCross™,
the handy cross-referencing tool
for all NTE replacement parts.

1 (800) 683-6837

www.nteinc.com



NTE ELECTRONICS, INC.

ACTION, NOT EMPTY PROMISES



LETTERS

SEND YOUR COMMENTS TO THE EDITORS OF
ELECTRONICS NOW MAGAZINE

Index Request

I would like to buy copies of the Annual Indexes for *Electronics Now* and *Radio-Electronics* covering the 1980s (or earlier) through 1996. I know I can purchase print copies from the publisher, but I want them as ASCII text files. Perhaps another *Electronics Now* reader would be able to create ASCII files by scanning and converting (via OCR) the text images into pure ASCII. If so, I can be reached via e-mail at john.augustine@gmiibbs.com or via standard mail at the address below.

JOHN AUGUSTINE
3129 Earl Street
Laureldale, PA 19605

Boundary Scan Notes

I read the article, "Boundary Scan Testing" (*Electronics Now*, June 1997), in which the process presented was described as a new test method.

I was a test equipment designer at IBM until I retired in 1982. My last design was for the test of LSSD chips. What IBM called LSSD (Logic Sensitive Scan Design) is exactly the same as the Boundary Scan testing.

The first LSSD chips were probably built in 1980. At that time, they were tested with regular testers, which were not effective. All signals necessary to send and receive the serial patterns were considered as test patterns. The LSSD testers were able to take care of all signal progression.

R. SABATIERE
Brunoy, France

Web Wonder

I would like to congratulate you on the recent additions to your Web site on the Internet (www.gernsback.com). In particular, the new discussion forums give your readers a direct way to interact with each other, as well as a great way to get journal updates and corrections faster

than before. Also, the searchable article index is really helpful in tracking down when and where a particular article appeared, and it will be even better when it extends back further than a year or so. I hope that will happen in the near future.

I do have one request, however. As of now, there are no projects or articles on line. If you could find a way to add them, it would make a good and interesting site into a wonderful one. How about it?

A. EASTON
Via the Internet

Plans call for us to be extending the index on a regular basis, eventually going back as far as ten years.

*Regarding your request, I have some good news for you! While we will not be adding articles on our own site, there will soon be a brand new on-line magazine called Poptronix. Located at www.poptronix.com, it will feature the complete text and artwork of selected articles from both *Electronics Now* and our sister magazine, *Popular Electronics*, as well as such features as new product and book reviews, an on-line store, and much more.*

To make things as accessible as possible to visitors to the site, the articles will be presented in a variety of formats, including .pdf, which is ideal for creating hard copies. The site is still under construction, but should be on line and working shortly. Check it out—I think you'll like what you find.—Editor

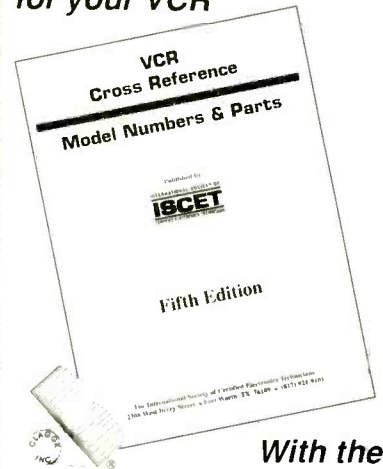
EN

Write To:
Letters,
Electronics Now Magazine,
500 Bi-County Blvd.,
Farmingdale, NY 11735

Due to the volume of mail we receive, not all letters can be answered personally. All letters are subject to editing for clarity and length.

VCR Cross Reference

NOW Find the right Part
for your VCR



With the
**ISCET VCR
CROSS REFERENCE**

This 119-page reference contains both model and part-number cross-references updated to include 1994 units.

VCR's are made in a few factories from which hundreds of different brand names and model numbers identify cosmetically-changed identical and near-identical manufactured units. Interchangeable parts are very common. An exact replacement part may be available only a few minutes away from you even though the manufacturer supplier is out-of-stock. You may be able to cannibalize scrap units at no cost!

The ISCET VCR Cross Reference is pre-punched for standard loose-leaf binding. . . \$38.00 plus \$3.00 for shipping for each Reference.

Claggk Inc.
VCR CROSS REFERENCE OFFER
P.O. Box 4099
Farmingdale, New York 11735-0793

Name _____
Business _____
Address _____
City _____
State _____ Zip _____
Phone _____

Enclose \$38.00 for the Fifth Edition of the ISCET VCR Cross Reference and \$3.00 for shipping for each Reference.

The total amount of my order is \$
Check enclosed—do not send cash,
or please charge my credit card.

Visa MasterCard Exp. Date ____/____/____

Card No. _____

Signature _____

New York State residents must add applicable local sales tax to total. US funds only. Use US bank check or International Money Order. CB02

Budget Project and Computer Books

BP317—Practical Electronic Timing \$6.95. Time measurement projects are among the most constructed gadgets by hobbyists. This book provides the theory and backs it with a wide range of practical construction projects. Each project has how-it-works theory and how to check it for correct operation.

BP415—Using Netscape on the Internet **BRAND NEW**

\$7.95. Get with the Internet and with surfing, or browsing, the World Wide Web, and with the Netscape Navigator in particular. The book explains: The Internet and how the World Wide Web fits into the general scenario; how do you go about getting an Internet connection of your own; how to download and install the various versions of Netscape browsing software that are available; and how to use Netscape Navigator to surf the Web, and to find and maintain lists of useful sites. There's a heck of a lot more, too!

BP325—A Concise User's Guide to Windows 3.1 \$7.95. Now you can manage Microsoft's Windows with confidence. Understand what hardware specification you need to run Windows 3.1 successfully, and how to install, customize, fine-tune and optimize your system. Then you'll get into understanding the Program Manager, File Manager and Print Manager. Next follows tips on the word processor, plus how to use Paintbrush. There's more on the Cardfile database with its auto-dial feature, Windows Calendar, Terminal, Notepad, etc.

BP327—DOS: One Step at a Time \$5.95. Although you spend most of your time working with a word processor, spreadsheet or database, and are probably quite happy using its file management facilities, there will be times when you absolutely need to use DOS to carry out 'house-keeping' functions. The book starts with an overview of DOS, and later chapters cover the commands for handling disks, directories and files.

PCP119—Electronic Music and Midi Projects \$14.95. Save cash by building the MIDI gadgets you need. Want a MIDI THRU box, program change pedal, Metronome, analog echo unit, MIDI patchbay or switcher? Over 16 practical and very useful music and MIDI projects—all in this book! The projects are explained in detail with full instructions on assembly.

PCP120—Multimedia on the PC! \$14.95. What is Multimedia? What can it do for you? It can do lots of nice things! This 184-page book helps you create your own multimedia presentation. Multimedia applications by people like you can revolutionize educational and business applications as well bring more fun, fun, fun into your leisure computer activities.

BP404—How To Create Pages for the Web Using HTML \$6.95.

Companies around the world, as well as PC users, are fast becoming aware of the World Wide Web as a means of publishing information over the Internet. HTML is the language used to create documents for Web browsers such as Mosaic, Net-scape and the Internet Explorer. These programs recognize this language as the method used to format the text, insert images, create hypertext and fill-in forms. HTML is easy to learn and use. This book explains the main features of the language and suggests some principles of style and design. Within a few hours, you can create a personal Home Page, research paper, company profile, questionnaire, etc., for world-wide publication on the Web.



BP377—Practical Electronic Control Projects \$6.95. Electronic control theory is presented in simple, non-mathematical terms and is illustrated by many practical projects suitable for the student or hobbyist to build. Discover how to use sensors as an input to the control system, and how to provide output to lamps, heaters, solenoids, relays and motors. Also the text reveals how to use control circuits to link input to output including signal processing, control loops, and feedback. Computer-based control is explained by practical examples.

BP411—A Practical Introduction to Surface Mount Devices \$5.95. This book takes you from the simplest possible starting point to a high level of competence in working with Surface Mount Devices (SMD's). Surface mount hobby-type construction is ideal for constructing small projects. Subjects such as PCB design, chip control, soldering techniques and specialist tools for SMD are fully explained. Some useful constructional projects are included.

BP136—25 Simple Indoor and Window Aerials \$5.50. Many people live in flats and apartments where outdoor antennas are prohibited. This does not mean you have to forgo shortwave listening, for even a 20-foot length of wire stretched out under a rug in a room can produce acceptable results. However, with experimentation and some tips, you may well be able to improve further your radio's reception. Included are 25 indoor and window antennas that are proven performers. Much information is also given on shortwave bands, antenna directivity, time zones, dimensions, etc. A must book for all amateur radio enthusiasts.

BP336—A Concise User's Guide to Lotus 1-2-3 Release 3.4 \$7.25. Discover how to use a three-dimensional Lotus spreadsheet in the shortest and most effective way. The book explains how: to generate and manipulate 3-dimensional worksheets and how to link different files together; to generate and add graphs to a worksheet, edit them, and then preview and print the worksheet; to use the Smarticons and become more productive with your time; to use the WYSIWYG add-in to produce top quality screen and printed displays; and much more.

BP379—30 Simple IC Terminal Block Projects \$6.50. Here are 30 easy-to-build IC projects almost anyone can build. Requiring an IC and a few additional components, the book's 'black-box' building technique enables and encourages the constructor to progress to more advanced projects. Some of which are: timer projects, op-amp projects, counter projects, NAND-gate projects, and more.

BP401—Transistor Data Tables \$6.95. The tables in this book contain information about the package shape, pin connections and basic electrical data for each of the many thousands of transistors listed. The data includes maximum reverse voltage, forward current and power dissipation, current gain and forward transadmittance and resistance, cut-off frequency and details of applications.

BP403—The Internet and World Wide Web Explained \$6.95. You've heard about the Information Superhighway. Sort of makes you feel timid about getting on the Web. Put your fears aside! This book eliminates the mystery and presents clear, concise information to build your confidence. The jargon used is explained in simple English. Once the tech-talk is understood, and with an hour or two of Web time under your belt, your friends will call you an Internet guru!

BP92—Electronics Simplified: Crystal Set Construction \$2.69. This book is written for those who wish to participate in electronics more through practical construction than by theoretical study. It is designed for all ages upwards from the day when one can read intelligently and handle simple tools. The crystal set projects are designed to use modern inexpensive components and home-wound coils. A book highly recommended for all newcomers.

ETT1—Wireless & Electrical Cyclopedic \$5.75. Step back to the 1920's with this reprinted catalog from the Electro Importing Company. Antiquity displayed on every page with items priced as low as 3 cents. Product descriptions include: Radio components, kits, motors and dynamos, Leyden jars, hot-wire meters, carbon mikes and more. The perfect gift for a radio antique collector.

ELECTRONIC TECHNOLOGY TODAY INC.
P.O. BOX 240, Massapequa, NY 11762-0240

Name _____
Address _____
City _____ State _____ Zip _____

SHIPPING CHARGES IN USA AND CANADA

| | |
|-------------------------|--------|
| \$0.01 to \$5.00..... | \$2.00 |
| \$5.01 to \$10.00..... | \$3.00 |
| \$10.01 to \$20.00..... | \$4.00 |
| \$20.01 to \$30.00..... | \$5.00 |
| \$30.01 to \$40.00..... | \$6.00 |
| \$40.01 to \$50.00..... | \$7.00 |
| \$50.01 and above..... | \$8.50 |

SORRY No orders accepted outside of USA & Canada

| | |
|------------------------------|--|
| | No. of Books Ordered <input type="checkbox"/> |
| Total price of books..... | \$ _____ |
| Shipping (see chart)..... | \$ _____ |
| Subtotal..... | \$ _____ |
| Sales Tax (NYS only)..... | \$ _____ |
| Amount Enclosed | \$ _____ |

All payments must be in U.S. funds!

NW2

Allow 6-8 weeks for delivery



NEW PRODUCTS

USE THE FREE INFORMATION CARD FOR FAST RESPONSE

Lab Power Supply

Hewlett-Packard's Model HP E3632A benchtop power supply with 120-watt power output is designed for research-and-development and manufacturing-test environments. The single-output lab

*Test and Measurement Organization
P.O. Box 50637
Palo Alto, CA 94303-9512
Tel: 1-800-452-4844, ext. 5146
Web: <http://www.hp.com/info/HPE3632A>*



CIRCLE 20 ON FREE INFORMATION CARD

power supply features GPIB programmability; linear, regulated power with dual ranges (0 to 15 volts, 7 amps and 0 to 30 volts, 4 amps); and low noise.

With its high accuracy and resolution, the HP E3632A can be used as a benchtop power supply and to test components and power-up assemblies. Engineers can program the unit with a personal computer or controller via RS-232 or GPIB interfaces. For increased versatility, the unit's dual-range, high-power output is adaptable to the needs of specific applications. The power supply offers a front-panel-mounted control knob and two digital meters (voltmeter/ammeter) for convenience and ease of use.

The HP E3632A costs \$995.

HEWLETT-PACKARD COMPANY

72-Pin SIMM Tester

B+K Precision's Model 898 is a portable unit that tests the most common types of SIMMs ranging from 8 bits to 36 bits. Optional adapters allow the testing of DRAM chips as well. The SIMM tester uses up to 10 protocols to ensure complete testing of the chip. The full complement of tests can be executed automatically, or the user can select individual tests for execution.

The Model 898 features heavy-duty 72- and 30-pin sockets, six error-detection and -identification categories, 10 selectable test protocols, and automatic identification of general parameters and the speed of the SIMM under test. It has a large LCD readout, a built-in micro-



CIRCLE 21 ON FREE INFORMATION CARD

controller, and an RS-232 interface for data output to a printer or PC.

The Model 898 has a suggested price of \$995.

B+K PRECISION
6470 West Cortland Street
Chicago, IL 60707-4098
Tel: 1-800-462-9832
Fax: 773-794-9740

Amplifier Relay Buffer

Designed to protect expensive radios from keying line voltage or current-related damage, Ameritron's ARB-700 interface box replaces conventional reed-relay buffer systems. The completely solid-state interface has no moving parts to wear out, and has no mechanical contacts to affect amplifier switching times or produce unwanted noise.

The ARB-700 fully protects trans-



CIRCLE 22 ON FREE INFORMATION CARD

ceivers that use conventional amplifier control lines that pull low. It also works with transceivers designed to supply a positive output voltage to activate external amplifiers. The ARB-700 can be used with any amplifier relay voltage up to 200-volts positive, while handling amplifier relay control currents up to 200 mA. It requires the radio to sink only 2 mA of current, and limits voltage applied to the transceiver to values as low as three volts.

The ARB-700 costs \$29.95.

AMERITRON

116 Willow Road
Starkville, MS 29749
Tel: 601-232-8211
Fax: 601-323-6551
Web: <http://www.ameritron.com>

"Heads-Up" Digital VOM

Triplet's VisualEYEzer digital VOM features a "heads-up" display that is intended to improve user convenience and safety. The VOM keeps the display always in sight, and both hands free to probe.



CIRCLE 23 ON FREE INFORMATION CARD

The two-piece system consists of a headset and a belt pack, connected by a 48-inch cable. The lightweight headset, which is fastened via Velcro to an adjustable, padded headband, projects the digital display into the user's right eye. The viewing lens is a transparent, semi-silvered mirror that allows the viewer's vision to be unobstructed while projecting the red, 4000-count display and annunciators over the scene being observed. The VisualEYEzer's display emits light instead of reflecting it like an LCD does, making the display very readable in reduced lighting.

The belt pack resembles a typical fanny-pack. Made of rigid black plastic with an adjustable web belt, its sloped top panel displays the pack's only controls—an on/off slide switch and contrast- and loudness-up and -down pushbuttons.

Wavetek. The Way Value Is Measured.

For the best values in digital multimeters everyone is turning to the Wavetek XT Series. Each of these full-function DMMs measures voltage, current, resistance, and also a set of additional electrical or electronic properties you work with every day. Inductance. Capacitance. Frequency.

Temperature. There is an XT Series DMM right for you. With oversized character displays, these DMMs are as easy to read as they are to use. All have fully-fused current inputs and input warning beepers to protect you and the meter. Each comes with safety test


leads and are approved to IFC1010-1 safety standards.

Our commitment to reliability and high quality is backed by the industry's only "No Hassle" warranty program. If your XT Series meter requires warranty service, your local dealer replaces it immediately. Call today for full details and the names of your local Wavetek distributors. You'll find that when it comes to Wavetek performance and price, nothing else measures up.



Wavetek Corporation
9145 Balboa Avenue, San Diego, CA 92123
(800) 854 7708

WAVETEK



27XT

A unique combination of DMM and component checking in a single meter.

- Inductance
- Capacitance
- Logic
- Frequency

Accessories include current clamps, RF & HV probes, temperature converters, histers, boots and carrying case.

29XT

Electronic and electrical test functions for general duty and HVAC/R.

- VAC Safety Tester
- Temperature
- Transistor
- Logic

25XT

A full Center in a DMM, and more! Ideal for A/C, telephone & antenna matching component inspection.

- Full Capacitance 0.1pF to 20nF
- Capacitance Zeroing & Test Sibs

28XT

A DMM for HVAC/R, building or plant maintenance.

- Temperature
- Capacitance
- Frequency
- Max-Hold

85XT

A precision True-RMS reading DMM, ideal for equipment like copiers.

- 4 1/2 digit Accuracy
- True-RMS
- Frequency
- Duty Cycle

LCR55

A full-function LCR, extra test features for "best-buy" in a component checker.

- Inductance
- Capacitance
- Resistance
- Transistor
- Dual Diode



CIRCLE 98 ON FREE INFORMATION CARD

The traditional range and function control switches and buttons are replaced by two multifunction pushbuttons located on the fused test probes.

The fused test probes extend through the front end of the belt pack and feature push-button switches positioned to be easily accessible by the user's forefingers. The buttons allow the user to change the VOM's ranges and functions without having to look at the belt pack; the LED annunciators in the display change as the different functions are selected. The functions are arranged in sequence, and selected by continually pressing the black button until the desired function is selected. Pressing the red button sets the VisualEYEzer to manual range. Each probe also contains a 1-amp/250-volt fuse in its tip. If a fuse is blown due to user error or circuit malfunction, damaging signals are prevented from going any further than the probes.


The VisualEYEzer digital VOM has a suggested U.S. list price of \$369.

TRIPLETT CORPORATION

One Triplet Drive
Bluffton, OH 45817
Tel: 1-800-874-7538
Fax: 419-358-7956
Web: <http://www.triplett.com>

SMD Probe

The Quick Probe from AG Devices is an inexpensive tool used for fast and easy connection of test instruments to surface-mount components. The device consists of a weighted, non-skid base that holds a flexible shaft and a precision connection point for attaching a test instrument.



CIRCLE 24 ON FREE INFORMATION CARD

Offering a versatile alternative to traditional test methodology, the Quick Probe quickly connects a test instrument, such as an oscilloscope, to multiple types of surface-mount components. It can be used on most types of surface-mount packages, and multiple types of test points can be contacted with only a single

tool. No special tooling is required, and the need for soldering test leads to components is eliminated.

The Quick Probe has a list price of \$49.

AG DEVICES OF COLORADO, INC.

1804 2475 Road
Cedaridge, CO 81413
Tel: 970-856-4308
Fax: 970-856-4309

Notebook PC Serial Interfaces

Two PC cards from National Instruments give notebook PCs control of serial devices for portable or remote operations. The one-port PCMCIA-232 and two-port PCMCIA-485 are asynchronous serial interfaces that are compatible with Windows 95 Plug and Play for easier installation and maintenance. Application software packages such as LabVIEW, LabWindows/CVI, ComponentWorks, and Measure, as well as development environments such as Visual C++, can access the cards using standard serial I/O functions. The PCMCIA-232 and PCMCIA-485 deliver the additional low-cost serial ports commonly needed in laboratory applications to communicate with devices such as scales and meters. They also raise the serial transmission rate from the standard of approximately 38 kilobits per second (kbits/s) to more than 115 kbits/s.



CIRCLE 25 ON FREE INFORMATION CARD

The PCMCIA-232 and PCMCIA-485 connect to RS-232 and RS-485 devices, respectively. They include an enhanced COM driver for Windows 95 that transmits data at rates up to 115.2 kbits/s and provides a function to support the two-wire transceiver control mode of the PCMCIA-485. Both use 16550-compatible UARTs for full compatibility with PC COM ports. The PC operating system performs all board configurations—no jumpers or DIP switches are required.

Because the interfaces are designed for asynchronous communication, users can connect with most serial devices simply by sending strings to and from the COM port.

The one- and two-port versions of PCMCIA-232 cost \$195 and \$295, respectively; the one- and two-port versions of PCMCIA-485 cost \$245 and \$345, respectively.

NATIONAL INSTRUMENTS

6504 Bridge Point Parkway
Austin, TX 78730-5039
Tel: 1-800-433-3488 or 512-794-0100
Fax: 512-794-8411
E-mail: info@natinst.com
Web: <http://www.natinst.com>

Roller-Inductor Antenna Tuner

MFJ's 300-watt AirCore roller-inductor antenna tuner provides continuous 6-through 160-meter coverage. A three-digit turns counter and spinner knob gives users exact inductance control. And the MFJ-969 has absolute minimum SWR, something that a tapped inductor just can't do. The roller inductor has an air core that can't burn up and features ultra-high-Q, low loss, high efficiency, and high power handling.



CIRCLE 26 ON FREE INFORMATION CARD

The exclusive Self-Resonance Killer keeps potentially damaging self-resonances away from the operating frequency. A large, self-cleaning, wiping contact gives excellent low-resistance connection without contact arcing or burning. A solid 1/4-inch brass shaft with self-aligning bearings provides smooth, non-binding operation.

You can match any antenna—dipole, vertical, inverted vee, random wire, beam, mobile whip, and more—with the MFJ-969. You can use coaxial cable or balanced feedlines. The MFJ-969 features a lighted cross-needle SWR/wattmeter, QRM-Free PreTune, an eight-position ceramic antenna switch, built-in 50-ohm dummy load, and a heavy-duty 4:1 balun. QRM-Free PreTune lets you pre-tune your MFJ-969 into a built-in dummy load, which makes your actual antenna tuning faster and easier, without causing QRM.

GET HERE.

LEARN A SKILL YOU ENJOY... ...THEN FIND A JOB THAT HAS A FUTURE.

New Web Site!
Visit our new web site at
www.cie-wc.edu
• Preview a sample from one of our lessons, detailed course descriptions, visit the bookstore, order a free catalog & much more!

Everyone has to start somewhere.

As 150,000 CIE graduates have discovered, independent-study from The Cleveland Institute of Electronics can get you where you want to be. In a secure, financially rewarding, exciting career field of your choice.

Since 1934, CIE has been on the forefront of an ever expanding technological revolution.




Industrial Robotics

ment. CIE's curriculum is unique from other independent-study schools in the respect that we not only provide hands-on training utilizing today's technology we also instill the knowledge and understanding of why technology works the way it does. This is the foundation upon which every CIE graduate can trace their success back to and in which CIE's reputation as a quality learning facility is based on.



Project Engineer

Independent study is not for everyone. But, if you have the desire, the basic intellect and the motivation to succeed, CIE can make it happen. Our learning program is patented and each lesson is designed for independent study while our instructors are available to assist you whenever you feel you need help. In fact, CIE's curriculum is so well respected many Fortune 1000 companies utilize it for their own employees.



Telecommunications

CIE offers personalized training to match your background with over ten career courses, an Associate Degree Program and a Bachelor Degree Program through our affiliation with World College. And every CIE graduate got started in a

successful career the same way you can...by sending for your free CIE course catalog and judging for yourself if CIE's for you.



Computer Programming

START HERE...



Electronics

Back then it was radio and TV, today it's computer technology, programming and the electronics that make it all possible. Today and yesterday's similarities are

uncanny... Employers are looking for qualified applicants to hire and having a hard time finding them.

Students at CIE receive the training and the education needed to get hired and to succeed in challenging fields such as computer programming, robotics, broadcast engineering, and information systems manage-

YES! Please send me more information on:

- CIE's Associate Degree Program
- CIE's Computer Programming Course
- CIE's 12 Career Courses
- World College's Bachelor Degree Program AE104

Name _____

Address _____

City _____

State _____ Zip _____

Phone: _____

Check for G.I. Bill Details

Active Duty Veteran



*It's More Than Just Training...
...It's an Education.*

1776 East 17th Street
Cleveland, OH 44114
(216) 781-9400 • 1-800-243-6446

The AirCore roller-inductor antenna tuner costs \$179.95.

MFJ ENTERPRISES, INC.

300 Industrial Park Road


Mississippi State, MS 39762

Tel: 1-800-647-1800 or 601-323-5869

Web: <http://www.mfjenterprises.com>

Pint-Sized Video Sequencer

According to NetMedia, its V4x1 is the world's smallest video sequencer. Measuring in at 3.8 by 2.2 by 0.9 inches, the device contains a microprocessor-controlled video-switching system that can precisely sequence up to four color or black-and-white video cameras to a single video output. Small enough to easily hide or mount almost anywhere, it can be used for commercial, residential, and specialty security and monitoring purposes. Both the rate of sequencing (one to 225 seconds) and the number of video sources are switch selectable.



CIRCLE 27 ON FREE INFORMATION CARD

The V4x1 comes with a 110-volt transformer, or can run on a 12-volt DC power source, including batteries or solar cells. That allows it to be used where there are no standard electrical power sources, such as in motor homes and buses.

The V4x1 has a suggested retail price of \$199.

NETMEDIA, INC.

10904 N. Stallard Place

Tucson, AZ 85737-9527

Tel: 1-888-RUN-TABS (520-544-4567 in Arizona)

Fax: 520-544-0800

E-mail: sales@homeautomation.com

Web: <http://www.homeautomation.com>

Automatic Tuner Extender

The MFJ-914 AutoTunerExtender increases your automatic tuner's matching range, allowing it to match nearly any antenna automatically. The heavy-duty, wide-range impedance-transforming device has been designed for the flat-test frequency response and the lowest loss.

The MFJ-914 will transform your antenna impedance up or down by as

much as ten times, putting almost any antenna into the matching range of your automatic tuner. It lets you extend your power range by transforming your antenna impedance so that your tuner can be used in a higher power low-Q mode. The device can also extend manual antenna tuners.



CIRCLE 28 ON FREE INFORMATION CARD

The AutoTunerExtender can be used with any transceiver from 160 through 10 meters at up to 300 watts. It connects between the transmitter and the antenna with supplied SO-239 connectors, allowing you to bypass your transmitter's auto tuner and then adjust the knobs on the MFJ-914. An Off/Dummy Load setting on the unit helps protect the transceiver by connecting it to an external dummy load and providing ground to your antenna when not in use.

The MFJ-914 AutoTunerExtender costs \$59.95.

MFJ ENTERPRISES, INC.

P. O. Box 494

Mississippi State, MS 39762

Tel: 1-800-647-1800 or 601-323-5869

Fax: 602-323-6551

Cordless Stereophone System

The Koss JR/900 stereophone system operates on a 900-MHz radio-frequency band—the highest power band for cordless stereophones available on the consumer market. The system, which consists of a battery-operated stereophone, the RF transmitter, and an AC adapter, allows the listener to move freely from room to room, and even outdoors, without experiencing signal break up. The signal can be transmitted through walls, ceilings, and floors, with a range of 150 feet in any direction. The JR/900 uses built-in NiCd batteries that provide 5 to 10 hours of use between rechargings. A battery recharge circuit built into the transmitter is activated when the stereophones are hung from the transmitter.

At the heart of the system, the transmitter provides five stereo transmit chan-

nels for freedom from interference; the listener can switch between channels to find the cleanest, clearest reception. Five-channel capability also makes the JR/900 well suited for commercial applications in multi-screen movie theaters, multicultural events, museums, and education programs. By hooking up additional transmitters to separate audio sources, the listener can tune into those different sources simply by pressing the channel-select control on the stereophone ear cup. A microchip in the stereophone circuit automatically locks the transmitter signal onto the selected channel to prevent drift between audio sources.



CIRCLE 29 ON FREE INFORMATION CARD

The stereophones provide exceptional sound reproduction and extended frequency response of 20–20,000 Hz to deliver deep bass and treble clarity. Circumaural leatherette ear cushions enclose the ear for maximum isolation. The adjustable, padded headband is comfortable for long listening sessions. A dual volume control on the stereophone ear cup provides convenient level and balance adjustment for a customized sound.

The JR/900 cordless stereophone system has a suggested retail price of \$399.99.

KOSS CORPORATION

4129 North Port Washington Ave.

Milwaukee, WI 53212

Tel: 414-964-5000

EN

Get your copy of the CRYSTAL SET HANDBOOK



Go back to antiquity and build the radios that your grandfather built. Build the "Quaker Oats" type rig, wind coils that work and make it look like the 1920's! Only \$10.95 plus \$4.00 for shipping and handling. Claggg Inc., P.O. Box 4099, Farmingdale, NY 11735. USA Funds ONLY! USA and Canada—no foreign orders. Allow 6-8 weeks for delivery. MA01

Hacking the Pilot

US ROBOTICS (USR) IS KNOWN TO MOST AS A MANUFACTURER OF MODEMS. SEVERAL YEARS AGO, USR PURCHASED A THEN-UNKNOWN COMPANY CALLED PALM COMPUTING. PALM'S CLAIM TO FAME IS DEVELOPMENT OF THE FIRST WIDELY

successful PDA (personal digital assistant), the Pilot. (USR was itself gobbled earlier this year by network pioneer 3Com.)

For those unfamiliar with it, Pilot is about the size and shape of the average scientific calculator. However, it does not rely on three or four dozen dedicated keys for input; rather, it is a stylus-based device that depends on manual input from the user via handwriting recognition or an on-screen keyboard. The screen is touch sensitive, so you can use some apps, such as the built-in calculator, with your fingers.

Pilot is not based on any version of DOS, Windows, or Windows CE. It runs its own proprietary operating system and applications. However, there are several ways of getting data from Pilot apps into standard PC apps. Internally, it runs a Motorola 68000-family CPU, and the official development software (from MetroWerks) runs only on a Macintosh. However, several Intel-based software solutions are available and more are on the way.

Who buys Pilots? A few months ago, I would have suggested trendy execs and other yuppie types. But since purchasing one of my own, I have come to a quite different conclusion.

Hardware Basics

The original product is called the Pilot 1000; with a memory upgrade, it's sold as the Pilot 5000. The latest version

is called the Palm Pilot. The Palm Pilot includes version 2.0 of the OS, upgraded apps, and a backlight for the LCD display. You can upgrade earlier Pilots to the current OS and app level, but you cannot add backlighting. The backlight is worth having.

The base model includes 512K of memory; an upgrade to 1 MB is available. The memory upgrade card includes the system software on ROM,

which is how older models get the software upgrade. The memory cards have a proprietary form factor, but they use standard memory chips. Information is available on the Web on how to perform the upgrade yourself at considerable savings over the \$129 list price of the USR upgrade. Just don't expect warranty service if you do it yourself.

However you get it, the memory upgrade is worthwhile for another reason: it doubles the data-bus width, which essentially doubles CPU-memory bandwidth. A free benchmark program is available, so you can perform before and after comparisons.

The Pilot runs on two AAA batteries, which last 10-20 hours. There is no input for a charger or AC adapter. The Pilot has a single 10-pin I/O port that is basically a serial interface with two extra pins—one for input and one for output. Pilot comes with a "cradle" that is basically just a simple interface between the card-edge contacts on the unit itself, and a standard nine-pin cable that attaches to a serial port. Information on the port's pin-out appears in Table 1.

The cradle has a single button, used to initiate a "hot-sync" program that synchronizes data between the Pilot and a PC application. The Pilot itself has a power button, four reassignable buttons for launching apps, two buttons for scrolling the display, and a well-recessed reset switch on the back of the unit.

The display measures 6cm wide by 8cm high. The upper 6 × 6 square is where the LCD pixels (160 × 160) appear. The bottom 6 × 2 rectangle is where you enter data. The rectangle also contains several pseudo-dedicated "buttons" (really part of the overall touch-sensitive screen) for launching a calculator, a cross-application find

RESOURCES

Palm Pilot (\$299), Palm Pilot Pro (\$399, includes built-in memory upgrade), memory upgrade (\$129), clip-on modem (\$129)

US Robotics

1565 Charleston Road
Mountain View, CA 94043
Tel: 800-881-7256
Internet: www.usr.com/palm

Code Warrior for Pilot (\$299)

MetroWerks, Inc.

2201 Donley Drive
Suite 310
Austin, TX 78758
Tel: 800-377-5416
Internet: www.metrowerks.com

Parallel Port Complete (\$39.95)

By Jan Axelson
ISBN: 0-9650819-1-5
Lakeview Research
2209 Winnebago St.
Madison, WI, 53704
Internet: www.lvr.com

TABLE 1—PILOT PORT PINOUT

| DB9F | Signal | Pilot Cradle | Signal |
|--------|---------------|--------------|------------------|
| 1 | CD | | |
| 2 | RXD | 6 | TXD |
| 3 | TXD | 8 | RXD |
| 4 | DTR | | |
| 5 | GND | 1 | GND |
| 6 | DSR | | |
| 7 | RTS | 5 | CTS |
| 8 | CTS | 7 | RTS |
| 9 | RI | | |
| Shield | 10 pF to gnd. | | |
| | | 2 | NC |
| | | 3 | Input |
| | | 4 | HotSync switch |
| | | 9 | HotSync switch + |
| | | 10 | Output |

TABLE 2—WEB SITES FOR PILOT INFORMATION

| URL | Description |
|---|---|
| http://www.usr.com/palm/ | US Robotics' official home page for Pilot, lots of links to other sites |
| http://www.massena.com/darrin/pilot/luiz/hardware.htm | Detailed hardware information |
| http://pilot.cc-inc.com/stinger/stingersoft.cfm | Downloads, news, net info |
| http://www.massena.com/darrin/pilot/index.html | Extensive software development information |
| http://www.inforamp.net/~adam/pilot/ | Misc. downloads |
| http://www.nicholson.com/rhn/pilot.html | Tiny basic |
| http://home1.pacific.net.sg/~kokmun/basic.htm | Tiny basic apps |
| http://the-tech.mit.edu/Pilot/ | News |
| http://www.metrowerks.com/products/cw/pilot/ | Code Warrior for Pilot (MetroWerks) |
| http://web2.airmail.net/srsimmon/pilot/hardware/ | Hardware info (memory upgrades) |
| http://www.mot.com/SPS/ADC/pps/prod/3XX/mc68328.html | Motorola CPU info |

lection of shareware, freeware, and commercial applications, games, and utilities. Table 2 describes several Web sites, and Table 3 describes several utilities that I have found useful, interesting, or both.

Prove It's Not A Toy

I bought my Pilot to solve three problems:

1) I am often in an odd place when an idea strikes, and seldom do I have pencil and paper. Now I have a convenient, unobtrusive solution.

2) I don't have lots of appointments, but the ones I do have are extremely critical. In addition, I need a (strong, repetitive) nudge to make sure all my business paperwork gets filed with the government on time.

3) I'm usually involved in several projects at once, and tracking and prioritizing associated tasks, as well as personal ones, is a battle I've been fighting for years.

In just a few weeks, problems one and two have been solved, and things are looking good for number three as well. And I'm not having to drastically alter anything I do, nor make allowances for technical lapses on the product side. There are definitely things I wish were different, but straight out of the box, Pilot is useful.

One of my first tasks was to run through every nook and cranny of the Pilot to see how it operated and what goodies might turn up. In so doing, I used Pilot's memo application to take notes. Table 4 summarizes my findings. (If there seem to be lots of cons, that should not detract from my overall highly favorable impression of the device.)

Weren't You Just Saying . . .

You may recall a rant here recently about how a low-end or used laptop would provide much better overall value than one of the new miniature machines. Wasn't I saying the virtue of extreme portability was overrated? Am I not contradicting myself?

No (well, maybe just a little). I looked closely at the Win CE and proprietary machines like Psion and Sharp Zaurus. I would still rather have an old sub-notebook than one of those, because you can't type on them. Pilot doesn't fit either category. I view it as an electronic replacement for a daily planner plus journal plus address book.

Opportunities

USR hasn't released much technical

utility, an application launcher, and a menu actuator.

The inner 3.7 cm of the lower rectangle is for handwriting recognition. Pilot uses a technology known as Graffiti, which requires you to enter stylized characters; you cannot just enter your normal sloppy handwriting. You can start using Graffiti right away, because most characters are very similar to normal letters. There are differences, but picking them up occurs rapidly. If you forget a stroke sequence, on-line help showing all characters is available.

I found that within two hours I could write correctly formed sentences at a reasonable rate; speed and accuracy increase with usage. With just a little practice, it is possible to take notes in real time. That was a critical factor for

me; without it, I wouldn't be discussing the Pilot here, and I would have left it in the "toys for yuppies" category.

Built-In Software

Pilot includes the following applications: scheduler with daily, weekly, and monthly views; address book; to-do list manager; text editor; calculator; cross-application search utility; desktop synchronization utility; a game to help teach Graffiti strokes; security manager; and memory display/manager. There is also a "program manager" that allows you to switch among applications. There is no opening or closing of either apps or files. Whenever you switch out of something, its state is saved, and when you return, that state is restored.

Also, there is a small but growing col-

TABLE 3—USEFUL PILOT UTILITIES

| Program | Description |
|-----------|--|
| PilotMark | Memory bandwidth benchmark and comparison info |
| CASL | Pilot development environment |
| FontDisp | Displays all built-in fonts |
| PilHack | Dump memory in hex and ascii |
| HexCalc | Hexadecimal calculator |
| Hourz | Shareware (\$20) app for tracking billable hours |
| Invaders | Space Invaders port for Pilot |
| CBasPad | Tiny Basic |

TABLE 4—PILOT PROS AND CONS

| Pros | Cons |
|--|---|
| Evenness of backlight | Incomplete backlight covering only the upper 6 x 6, not the pen-input area, so it's hard to use in the dark |
| Consistent use of categorization | Weak calculator (but PD hex calculator available) |
| Autosave | No built-in programmability |
| Nice drag and drop in calendar and memo list | Significant glare; angle must be adjusted carefully |
| Simplicity of operation | Poor recognition of some punctuation and commands. |
| Space efficiency of add-on utils | Weak text editor (No hanging indents, no outline mode, no hyperlinking) |
| Ease of learning | Soft case |
| Ease of use | No built-in telecommunications |
| | Dedicated use of lower rectangle for input |
| | No charger input, especially via cradle |
| | No documented "hacker" inputs |
| | 4K limit on memos |
| | Even though has 'title bar' have to drop down to Graffiti area to activate menus |
| | No repeating to-do's (repeating dates fill calendar w/junk) |
| | No drawing application |
| | No spreadsheet application |
| | Program manager is weak |
| | Desktop manager awkward, weak |

detail, but information is nonetheless available. For example, a guy in Japan has figured out how to use a miniature Apple Newton keyboard with the Pilot. Others are figuring out how to access the input and output bits in the I/O connector. The memory and address buses are available via the memory expansion card, so there are opportunities there as well. Seems to me an IR interface for cable-free file transfer and printing would be useful. And there are probably lots of vertical-market opportunities, such as point-of-presence status indicators in medical and manufacturing environments.

The broadest opportunities are probably in software. The canonical method is

to code in C on a Mac using Metro-Werks' Code Warrior development system. Some people have put together a package for creating Pilot apps on a PC using the public-domain GNU C compiler and some other tools. Someone else has created a Pilot emulator that runs on a PC and executes ("interprets") actual Pilot binaries. And still another person has created a version of Tiny Basic that executes on the Pilot, providing (mostly) textual I/O, Peek and Poke statements, and access to the serial port. There is also a growing body of public-domain TB programs.

Another option is a p-code type environment called CASL, which gives you a

high-level, sort-of-object-oriented, sort-of-Basic-like environment for building GUI apps. Also, USR states that a Microsoft Visual C++ based development environment, which originally was due around the end of 1996, will be available soon.


Bottom Line

Is Pilot a fun and cool gadget? Definitely. Is it helping me do my job more effectively or efficiently? Definitely. That's a win-win situation.

Bookshelf

If you want to learn about PC-based parallel ports, then you need a copy of Jan Axelson's *Parallel Port Complete*. Jan covers different port types (standard, PS/2, EPP, ECP), provides many examples of input and output interface circuits, and sample code mostly in Visual Basic. She does touch briefly on doing port I/O using other products such as Turbo Pascal, Delphi, and assembly language. The book includes timing diagrams, information on current draw, cable specs, port detection, device drivers, and more. Good stuff.

That's all for now. Until next time, you can stay in touch via e-mail at jkh@acm.org. **EN**



**CABLE CONVERTER
DIAGNOSTIC TEST CHIP**

LOAD FULL ACTIVATION OF CABLE CONVERTER

WE STOCK A COMPLETE LINE OF CHIPS, TOOLS, WIRELESS QUICK INSTALL TEST BOARDS AND DIAGNOSTIC CUBES FOR ALL CONVERTERS!

***** ANYONE IMPLYING ILLEGAL USE WILL BE *** DENIED SALE. WE SELL PRODUCTS ONLY!! TO TECHNICIANS OR CABLE REPAIR FACILITIES!!**

#1 IN CUSTOMER SERVICE & TECH. SUPPORT!

***ALL ORDERS SHIP WITHIN 24HRS, UPS/ FED-X.**

***PRIORITY NEXT DAY SHIPPING AVAILABLE!**

***SALE= BUY 5 TEST BOARDS AND GET 1 FREE.**

***MON-FRI - 8AM-7PM - SAT 10AM-2PM EST.**

***WEB PAGE [HTTP://WWW.800-GO-CABLE.COM](http://www.800-go-cable.com)**

VISA M/C DISCOVER

VISUAL COMMUNICATIONS INC.

ORDERS/CATALOG 1-800-GO-CABLE

TECHNICAL SERVICE DEPT. 717-620-4363 EST. 1976

ANTIQUE RADIO CLASSIFIED

Free Sample!

Antique Radio's
Largest Circulation Monthly.
Articles, Ads & Classifieds.

6-Month Trial: \$19.95. 1-Yr: \$38.95 (\$55.95-1st Class).
A.R.C., P.O. Box 802-L19, Carlisle, MA 01741
Phone: (508) 371-0512 VISA/MC Fax: (508) 371-7129

August 1997 Electronics Now



EQUIPMENT REPORTS

RADIO SHACK AC CIRCUIT BREAKER IDENTIFIER

Quickly discover which outlets, switches, and light fixtures are protected by which circuit breakers.



CIRCLE 15 ON FREE INFORMATION CARD

There are always a few tasks around the house that most homeowners do not get around to until it suddenly becomes urgent. In many cases, one of those tasks is making a record of which outlets, switches, and light fixtures are controlled by which circuit breakers (or fuses).

Unfortunately, when trouble strikes, or when it is time to do some maintenance or upgrades on your home's electrical system, that means going through a trial-and-error process, switching off several circuit breakers until you find the correct one. Generally, no harm is done. However, a running air conditioner could pop its own circuit breaker when the latter is switched off, then on. Or some alarm clocks and microwaves might have to be reset, and some VCRs might have to be reprogrammed. And we don't even want to think about what could happen to a computer that happened to be running while all this was going on.

There is a better way. The RadioShack AC Circuit Breaker Identifier lets you easily and safely locate the circuit breaker (or fuse) that powers an AC outlet or light fixture. You can also use it to help you find the specific wall or dimmer switch that supplies power to an AC fixture.

Using the Identifier

To use the Identifier, simply plug its transmitter into a standard AC outlet that has power supplied to it. To connect the transmitter to a light fixture, turn off

power to the fixture and remove the light bulb; remove only one light bulb from fixtures with two or more bulbs. Screw a light-socket plug adapter (available at many hardware stores) into the open socket, plug the transmitter into the adapter, and then turn the power on to the fixture.

If power is indeed present, the indicator on the front of the transmitter lights up. Next, take the unit's receiver, switch it on, and position the tapered end of the receiver next to the transmitter. Note that the receiver beeps repeatedly (about six times per second) and the receiver's LED indicator flashes brightly each time it beeps.

Now it's time to put the unit to work. Bring the receiver down to the circuit breaker (or fuse) panel. If you have multiple breaker panels, place the tapered end of the receiver next to each in turn (it is not necessary to open the panel's door). When you find the correct one—the one that controls the outlet or socket into which you plugged the transmitter—the receiver will beep repeatedly and its indicator will flash brightly. The sensitivity control should be at maximum for this check.

Once you've found the correct panel, you can use the Identifier to determine which circuit breaker within the panel controls the outlet of interest. Reduce the receiver's sensitivity to minimum. Then move the receiver up and down over the row (or rows) of circuit breakers. When you move the receiver over the circuit


breaker that powers the correct AC outlet, the receiver should respond as before. If the receiver does not respond with the sensitivity at minimum, increase the sensitivity slightly and try again. Repeat until the receiver responds. Then record the location of the circuit breaker and turn it off. The receiver should stop responding.

You can also use the Identifier to determine which wall switch supplies power to an AC outlet or fixture. Before you use the Identifier with a dimmer switch, make sure to turn the dimmer switch to its brightest position. Plug the Identifier's transmitter into the outlet or fixture as before, then turn on the receiver and set it to its highest sensitivity.

Turn on the wall switch, then hold the front of the receiver next to the switch. If the wall switch indeed supplies power to the AC outlet or fixture, the receiver will respond. If not, locate another wall switch and repeat the test.

At only \$29.99, the AC Circuit Breaker Identifier (61-2722) will find many applications in your home, the homes of neighbors, the office, and shop. It was even successfully used by this reviewer to quickly unsnarl a rat's nest of power cables used by a rock band. One important feature is that only one person is required to use the Identifier, no matter how big the house.

For more information on the Identifier, circle 15 on the Free Information Card, contact RadioShack (One Tandy Center, Ft. Worth, TX 76102) directly, or visit your local RadioShack store. **EN**



What's better than speed reading? *Speed Learning.*

Speed Learning has replaced speed reading. It's a whole new way to read and learn. It's easy to learn...lasts a lifetime... applies to everything you read. It may be the most productive course you've ever taken.

Do you have too much to read and too little time to read it? Do you mentally pronounce each word as you read? Do you frequently have to go back and reread words, or whole paragraphs, you just finished reading? Do you have trouble concentrating? Do you quickly forget most of what you read?

If you answer "Yes" to any of these questions — then here at last is the practical help you've been waiting for. Whether you read for business or pleasure, school or college, you will build exceptional skills from this major breakthrough in effective reading, created by Dr. Russell Stauffer at the University of Delaware.

Not just "speed reading" — but speed reading — thinking — understanding — remembering — and — learning

The new *Speed Learning Program* shows you, step-by-proven step, how to increase your reading skill and speed, so you understand more, remember more and use more of everything you read. The typical remark from over one million people taking the *Speed Learning* program is, "Why didn't someone teach me this a long time ago." They were no longer held back by their lack of skills and poor reading habits. They could read almost as fast as they could think.

What makes Speed Learning so successful?

The new *Speed Learning Program* does not offer you a rehash of the usual eye-exercises, timing devices, and costly gadgets you've probably heard about in connection with speed reading courses, or even tried and found ineffective.

In just a few spare minutes a day of easy reading and exciting listening, you discover an entirely new way to read and think — a radical departure from anything you have ever seen or heard about. *Speed Learning* is the largest selling self-study reading program in the world. Successful with Fortune 500 corporations, colleges, government agencies and accredited by 18 professional societies. Research shows that reading is 95% *thinking* and only 5% eye movement. Yet most of today's speed reading programs spend their time teaching you rapid eye movement (5% of the problem), and ignore the most important part, (95%) *thinking*. In brief, *Speed Learning gives you what speed reading can't.*

Imagine the new freedom you'll have when you learn how to dash through all types of reading material at least twice as fast as you do now, and with greater comprehension. Think of being able to get on top of the avalanche of newspapers, magazines and correspondence you have to read...finishing a stimulating book and retaining facts and details



FOR FASTER SHIPMENT CALL 1-800-729-7323 OR FAX 1-609-273-7766

more clearly, and with greater accuracy, than ever before.

Listen — and learn — at your own pace

This is a practical, easy-to-learn program that will work for you — no matter how slow a reader you think you are now. The *Speed Learning Program* is scientifically planned to get you started quickly...to help you in spare minutes a day. It brings you a "teacher-on-cassettes" who guides you, instructs, and encourages, explaining material as you read. Interesting items taken from *Time Magazine*, *Business Week*, *Wall Street Journal*, *Money*, *Reader's Digest*, *N.Y. Times* and many others, make the program stimulating, easy and fun...and so much more effective.

Executives, students, professional people, men and women in all walks of life from 15 to 70 have benefitted from this program. *Speed Learning* is a fully accredited course...costing only 1/4 the price of less effective speed reading classroom courses. Now you can examine the same easy, practical and proven methods at home...in your spare time...without risking a penny.

Examine Speed Learning RISK FREE for 15 days

You will be thrilled at how quickly this program will begin to develop new thinking and reading skills. After listening to just one cassette and reading the preface, you will quickly see how you can achieve increases in both the speed at which you read, and in the amount you understand and remember.

You must be delighted with what you see, or you pay nothing. Examine this remark-

able program for 15 days. If, at the end of that time you are not convinced that you would like to master *Speed Learning*, simply return the program for a prompt refund. (See the coupon for low price and convenient credit terms.)

RISK-FREE ORDER FORM

YES! I want to try *Speed Learning* for 15 days without risk. Enclosed is the first of 4 monthly payments of \$32.25*. If I'm not completely satisfied, I may return it for a prompt refund.

SAVE 8.00! I prefer to pay the \$129.00 now, and save the \$8.00 shipping & handling charge. I may still return the program for a full refund.

Method of payment: (Federal Tax Deductible)

Check or money order payable to Learn Incorporated

Charge to: Visa MC Am Ex Discover

Card # _____ Exp. _____

Signature _____

Phone (_____) _____

Name _____

Address _____

City _____ State _____ Zip _____

*Plus \$8.00 shipping and handling. U.S. funds only. For New Jersey residents, sales tax will be added.

learn INCORPORATED Dept. LEC-01, 113 Gaither Drive, Mt. Laurel, NJ 08054-9987

August 1997, Electronics Now



NEW LITERATURE

USE THE FREE INFORMATION CARD FOR FAST RESPONSE

Digital Satellite TV

by Dr. Frank Baylin

Baylin Publications

1905 Mariposa

Boulder, CO 80302

E-mail: fbaylin@baylin.com

Web: <http://www.baylin.com>

\$50 plus \$4 shipping and handling



CIRCLE 338 ON FREE INFORMATION CARD

This book is a completely re-written (right down to the title) version of the popular *Ku-Band Satellite TV*. The scope of the original was expanded to cover all aspects of world-wide digital satellite television systems.

The book begins with a look at the basics of satellite-TV systems, including the fundamental concepts of communications, digital modulation methods, the effects of noise, and frequency allocations. Following a brief study of analog video and audio methods, there is a chapter dedicated to the study of video compression, the MPEG-2 standard, DVB, and channel-encoding techniques.

The next four chapters cover the components of a satellite circuit—the uplink, the satellite, and the receive site. Included are in-depth descriptions of the launching, operation, and maintenance of satellites; the design and operation of each component at the receive site; and the differences between analog and digital components.

The book provides full coverage of the practical aspects of digital satellite TV, with an overview of selecting equipment, accessories, and encryption and scrambling methods. A comprehensive look at installation methods includes a discussion of upgrades—from C- to Ku-band, from single- to multi-feed operation, and from analog to digital reception. The book also covers conventional and IF distribution systems, mobile applica-

tions for satellite television, and Internet operation and access. A complete guide to troubleshooting and repairing satellite systems is also presented.

Digital Literacy

by Paul Gilster

John Wiley & Sons, Inc.


605 Third Avenue

New York, NY 10158-0012

Tel: 1-800-225-5945

Web: <http://www.wiley.com>

\$22.95



CIRCLE 339 ON FREE INFORMATION CARD

The Internet is the fastest growing form of popular media—but using it requires an entirely new mind-set. Without those new thinking skills, which the author of this book calls “digital literacy,” the benefits of the Internet

might be diminished or lost. This book shows readers how to meet the intellectual demands of the electronic age by mastering the Internet. It doesn't explain how to navigate the Net; instead, it teaches the basic thinking skills and core areas of competence needed to thrive in an interactive environment.

The book explains how to evaluate sources of information found in news groups, bulletin boards, and other online sources. It demonstrates how to focus search strategies and how to use hypertext and hypermedia to literally chart your own path through vast pools of information. The book discusses the type of questions you should ask when viewing a Web site, and teaches methods for separating form from content. It shows you how to integrate the Net's massive flow of information into something that has meaning in your everyday business and personal life. Finally, it provides a glimpse of the future of digital literacy.

The Enhanced CD Fact Book Version 2.0

by Josh Warner

Apple Media Program

Tel: 1-800-825-2145 or


1-303-297-2258 outside the U.S.

Fax on Demand: 1-800-462-4396 or

(1-800-263-3394 in Canada)

Web: <http://www.amp.apple.com/int/limit.html>

Free downloading; nominal fee for hard copies



CIRCLE 340 ON FREE INFORMATION CARD

The increasingly popular enhanced CD is a type of compact disc that contains interactive content as well as music. Users can play the disc on audio-CD or CD-ROM players. This book offers developers and consumers a source of definitive information on the enhanced CD format.

The book, which can be downloaded for free from AMP's Web site, explains different methods for creating enhanced CDs. It charts the evolution of the format and lists resources available to interactive music developers. The book includes interviews with top-selling artists Paul Simon, Bonnie Raitt, Billy Joel, and No Doubt; record producers Phil Ramone and Don Was; and many other music and multimedia industry executives and artists.

DSO Applications in High Speed Electronics

from LeCroy Corporation

700 Chestnut Road

Chestnut Ridge, NY 10977

Tel: 1-800-553-2769

Web: <http://www.lecroy.com>

Free

This application note is targeted to



CIRCLE 341 ON FREE INFORMATION CARD

design and test engineers in fields where high-speed electronic signals are important, such as communications, microprocessor-based systems, automotive electronics, and aeronautics.

Topics include the effect of oscilloscope bandwidth on fast transients, glitches, and signal edges; sample-rate considerations; and how to achieve high effective bandwidth in a digital scope. Most important, the application note gives examples of how to efficiently solve typical measurement problems including making measurements in the presence of noise, interchannel-timing measurements between two signals, effects of crosstalk, debugging signal dropouts (such as microprocessor crashes), timing problems due to clock skew, and metastability. The note concludes with a discussion of probes and probing technique.

PC Products & Electronic Components Catalog

from JDR Microdevices
1850 South 10th Street
San Jose, CA 95112-4108
Tel: 1-800-538-5000
Fax: 1-800-538-5005
BBS: 1-408-494-1430
Web: <http://www.jdr.com>
Free



CIRCLE 342 ON FREE INFORMATION CARD

This 115-page, full-color catalog is full of products for computer and electronics hobbyists and professionals. Product categories include motherboards, floppy and hard drives, programmers, prototyping gear, printers, software, PC cables, ICs, fax/modems, industrial components, diagnostics, input devices, discrete components, accessories, test equipment, tools, kits, and connectors. New to this catalog (#59) are motherboards with the Pentium Pro processor, pre-configured network servers, educational robotic kits, and ATX motherboards and

cases. "Special Value" items include the Snappy Version 2 video grabber, Casio color digital cameras, low-cost Ethernet network cards and 3Com Ethernet cards, color-coded patch cables, and a 16-bit sound card with enhanced I/O. "Derek's High Tech Corners" appear throughout the catalog, offering technical pointers and informed opinions on a wide range of electronic and computer topics.

Master Catalog 1997

from Jensen Tools Inc.
7815 South 46th Street
Phoenix, AZ 85044-5399
Tel: 1-800-426-1194 or 602-968-6231
Fax: 1-800-366-9662 or 602-438-1690
Technical FaxBack: 602-968-6241
Web: <http://www.jensentools.com>
Free



CIRCLE 343 ON FREE INFORMATION CARD

Aimed at technicians and engineers throughout the United States and around the world, the Jensen Master Catalog is a comprehensive offering of products for the electronics industry. Among the new items featured are a pair of tool kits—one for electronics equipment service and the other with inch and metric tools for servicing domestic and foreign equipment. A wide range of test instruments is also offered, including the new SIMMCheckII advanced memory-module tester, an infrared temperature-measuring device, and an instrument for measuring loop current in telephone systems. The Jensen line of hand tools, selected and designed to meet the special needs of the electronics industry, has been expanded with the addition of a 35-piece super adapter set and many new tools with ergonomic designs.

Best of the New Ham Companion

edited by Steve Ford, WB8IMY
The American Radio Relay League
225 Main Street
Newington, CT 06111-1494
Tel: 860-594-0200
E-mail: ead@arrl.org
Web: <http://www.arrl.org/>
\$12
This book presents a truly "new" take on ham radio—it's a compilation of articles



CIRCLE 344 ON FREE INFORMATION CARD

from QST magazine's "New Ham Companion" section, written from the perspective of the amateur-radio newcomer. The articles are all brief, easy-to-read, and informative. Together, they contain the key information needed to get started in ham radio and to operate a ham radio station like a pro. Selected articles from QST's "The Doctor is IN" section are also included. They present straightforward and entertaining answers to common ham questions, and include important tips and pointers for experienced hams and beginners alike.

The book covers all aspects of getting on the air. It describes operating practices, explains the theory of—and presents plans for building—simple antennas, offers plans for building useful station accessories, and shows how to operate 2-meter repeaters. Other topics include SWL, digital modes, and linking up with ham satellites.

Starting & Running a Successful Newsletter or Magazine

by Cheryl Woodard
Nolo Press
950 Parker Street
Berkeley, CA 94710
Tel: 1-800-992-6656
Web: <http://www.nolo.com>
\$24.95



CIRCLE 345 ON FREE INFORMATION CARD

Last year, close to 1000 new magazines hit the newsstands, but less than half of them made it to the second issue. E-zines and newsletters don't fare much better—most e-zines fold before they break even.

This book, written by the co-founder of PC World, PC Magazine, and Macworld, shows publishing entrepreneurs how to turn their dream publications into successful business ventures. Drawing on dozens of real-life examples, the book shows new publishers how to avoid cost-

continued on page 70

Servicing Microwave Ovens

CAN YOU REMEMBER BACK TO WHEN YOU ACTUALLY HAD TO USE THE REAL OVEN TO DEFROST A TV DINNER, OR WHEN THE TERM “NUKE” WAS NOT USED FOR ANYTHING OTHER THAN BOMBS AND POWER REACTORS? WHILE THOSE DAYS MIGHT

seem prehistoric, they only predate VCRs and PCs, not dinosaurs.

Unlike most consumer electronics products, the microwave oven has not changed much in the last 20 years; touch pads have pretty much replaced mechanical timers, but that's about it. And since microwave cooking is microwave cooking, an old but working microwave oven will heat foods just as well as a brand new one.

It is important to note that microwave ovens are extremely reliable devices. There is a good chance that a unit will operate for ten years or more without requiring repairs of any kind—and at performance levels that are virtually the same as the day it was first taken out of the box. But that is not to say that they never fail.

In this month's column and the one that follows, we are going to look at the things that do go wrong with microwave ovens and point you toward the kinds of safe repairs you can make. Specific manufacturers and models will not be covered. Instead, the most common problems and their most likely causes are described. In many cases, you will be able to take it from there, do what is required, and save an oven that would otherwise have gone to the junk heap.

Before we get started, I would like to be sure that you know that there are two really good on-line microwave-oven-repair databases on the Internet. One is mine, located at <http://www.paranoia.com/~filipg/REPAIR/>. The material to be presented over the next two months is actually a brief summary of what could be found there. For those looking for more information, my database is an excellent place to start. You might find the description of how a microwave oven works a particularly useful introduction to microwave repair.


A second site worth noting is at <http://www.yup.com/microtech>. This site also includes a “Tech Tips Database” with hundreds of solutions to common problems. Even if your exact oven is not

listed, looking for one with similar symptoms may point you in the right direction. Also, there are links to other interesting microwave-oven sites. So if you have Internet access, be sure to note both of those Web addresses.

Repair or Replace

With new small- to medium-size microwave ovens selling for \$60 to \$125, it doesn't make a lot of sense to spend \$60 or more to have one repaired. Even full-size ovens with full-featured touch pads can be found for \$200 to \$300. So you should seriously consider replacement before making a large investment in saving an older oven.

However, if you can handle the repair yourself, the equation changes dramatically, assuming your time is free. The educational aspects might also be appealing as you will learn a lot in the



MICROWAVE OVENS ARE GENERALLY so reliable that even a ten-year-old unit with a mechanical timer can work as well as the day it first came out of the box.

process. In addition, many problems can be solved quickly and inexpensively.

Safety Guidelines

Microwave ovens are one of the most dangerous consumer appliances to service. Very high voltages at potentially very high currents—a decidedly perilous combination—are present when the oven is operating. Those dangers do not go away even when the oven is unplugged, as there is an energy storage device—a high-voltage capacitor—that can retain a dangerous charge for a long time. **If you have the slightest doubt about your knowledge and ability to deal with those hazards, replace the oven or have it serviced by a professional.**

Careless troubleshooting can not only fry you with high voltages at high currents, but can microwave irradiate you as well. When you remove the metal cover of a microwave oven, you expose dangerous—potentially lethal—circuitry. You may also be exposed to harmful levels of microwave emissions if you run the oven with the cover off and the waveguide to the oven chamber has been damaged or misaligned.

As mentioned, there is a high-voltage capacitor in the microwave-generator circuit. Always ensure that it has been completely discharged before even thinking about touching or probing anything in the high-voltage power circuits. Remember, that capacitor can store dangerous amounts of power even after the oven has been turned off and unplugged from the wall outlet.

To further prevent the possibility of electric shock, do not operate the oven with the cover off if at all possible. If you must do so, follow this list of guidelines:

- Don't work alone—in the event of an emergency, another person's presence may be essential.
- Always keep one hand in your pocket when anywhere around a powered line-connected or high-voltage system.
- Wear rubber-soled shoes or sneakers.
- Don't wear any jewelry or other articles that could accidentally contact circuitry and conduct current, or could get caught in moving mechanical parts.
- Set up your work area away from possible grounds that you might accidentally contact.
- Know your equipment—microwave ovens use the chassis as ground return for the high voltage. In addition, do not assume that the chassis is a suitable ground for your test equipment.

- If circuit boards need to be removed from their mountings, place insulating material between the boards and anything that they might short to. Hold them in place with string or electrical tape. Prop them up with insulated sticks made of plastic or wood.

- If you need to probe, solder, or otherwise touch circuits with the power off, discharge large power-supply capacitors with a resistor (see below).

- Don't attempt repair work when you are tired. Not only are you likely to be careless, but your primary diagnostic tool—deductive reasoning—will not be operating at full capacity.

- Finally, never assume anything without checking it out yourself first. Don't take any shortcuts.

Discharging the HV Capacitors

The high-voltage capacitor must be discharged **EVERY TIME** after the oven is turned off, even if it appears to be dead. A number of faults can leave the capacitor with an even greater charge than would normally be present in a properly operating oven. Use a 25,000- to 100,000-ohm resistor with one end securely connected to the chassis—a clip-lead is convenient for that. Touch each of the capacitor terminals with the non-grounded end of the resistor for several seconds. Then, to be doubly sure, short across the capacitor terminals with the blade of a well-insulated screwdriver. I also recommend leaving a clip lead in place, shorting across the capacitor terminals as added insurance while working. At most, you will blow a fuse if you forget to remove it before powering up the microwave oven.

The Simplest Problems

Next, we will cover a variety of common problems and nearly all possible causes. To aid in your troubleshooting, I have listed the causes in their approximate order of likelihood, but you'll of course need to do a little bit of diagnostic work on your own to determine the actual trouble spot in the specific oven you are troubleshooting. Note that while we are covering a large variety of problems, we cannot cover everything that might go wrong.

Symptom: Totally dead oven.

Cause:

- (1) No power to AC outlet (household fuse or circuit breaker open because of overload caused by fault in micro

wave oven or other electrical device connected to the same fused circuit.

- (2) Blown main household fuse. Likely due to problem elsewhere in your home.
- (3) Open thermal protector or thermal fuse inside microwave oven.
- (4) Defective controller or its power supply.
- (5) Clock needs to be set before other functions will operate (on some models only).

Symptom: No response to touch pad.

Cause:

- (1) Door is not closed (some models).
- (2) You waited too long (open and close door to wake the oven up).
- (3) Controller is confused (pull plug for a minute or two to reset—when you reinsert it you will probably have to reset the clock as well).
- (4) Defective interlock switches.
- (5) Faulty controller or its power supply.
- (6) Touch pad or controller board has been contaminated by over-enthusiastic cleaning.
- (7) Defective or damaged touch pad.

Symptom: Oven works but display blank.

Cause:

- (1) Defective controller or its power supply.
- (2) Broken display panel.
- (3) Oven needs to be reset (pull plug for a minute or two to reset).

Symptom: Incorrect controller operation.

Cause:

- (1) Previous or multi-part cook cycle not completed.
- (2) Controller is confused (pull plug for a minute or two to reset).
- (3) Defective controller or its power supply.
- (4) Touch pad or controller board has been contaminated by over-enthusiastic cleaning.
- (5) Defective or damaged touch pad.

Symptom: Erratic behavior.

Cause:

- (1) Previous or multi-part cook cycle not completed.
- (2) Bad connections in controller or in microwave generator.
- (3) Faulty relay.
- (4) Defective controller or its power supply.
- (5) Bad contacts or connections on mechanical timers.

continued on page 70 **29**

RETAILERS THAT SELL OUR MAGAZINE MONTHLY

Alaska

Frigid North Co.
1207 W. 36th Avenue
Anchorage, AK 99503

California

California Electronics
221 N. Johnson Ave.
El Cajon, CA 90202

Ford Electronics
8431 Commonwealth Avenue
Buena Park, CA 90621

All Electronics
14928 Oxnard Street
Van Nuys, CA 91411

Gateway Electronics of CA
9222 Chesapeake Drive
San Diego, CA 92123

Mac's Electronics
191 South "E" Street
San Bernardino, CA 92401

Electronics Warehouse
2691 Main Street
Riverside, CA 92501

Orvac Electronics
1645 E Orangethorpe Ave.
Fullerton, CA 92631

Sav-On Electronics
13225 Harbor Blvd.
Garden Grove, CA 92643

JK Electronics
6395 Westminster Blvd.
Westminster, CA 92683

Marvac Dow Electronics
980 S. A Street
Oxnard, CA 93030

Kandarian Electronics
1101 19th Street
Bakersfield, CA 93301

Whitcomm Electronics
105 W. Dakota #106
Clovis, CA 93612

Marvac Dow Electronics
265-B Reservation Road
Marina, CA 93933

Minuteman Electronics
37111 Post St., Suite 1
Fremont, CA 94536

HCS Electronics
6819 S. Redwood Drive
Cotati, CA 94931

Halted Specialties Co.
3500 Ryder Street
Santa Clara, CA 95051

Metro Electronics
1831 J Street
Sacramento, CA 95814

HSC Electronics
4837 Amber Lane
Sacramento, CA 95841

Colorado

Gateway Electronics of CO
2525 Federal Blvd.
Denver, CO 80211

Centennial Electronics
2324 E. Bijou
Colorado Sps., CO 80909

Connecticut

Signal Electronics Supply
589 New Park Avenue
W. Hartford, CT 06110

Cables & Connectors
2198 Berlin Turnpike
Newington, CT 06111

Electronic Service Prod.
437 Washington Avenue
North Haven, CT 06473

Georgia

Norman's Electronics, Inc.
3653 Clairmont Road
Chamblee, GA 30341

Illinois

Tri State Elex
200 W. Northwest Hwy.
Mt. Prospect, IL 60056

Kansas

Electronic Hobby Shop
309 E. McKay
Frontenac, KS 66763

Maryland

Mark Elec. Supply Inc.
5015 Herzel Place
Beltsville, MD 20705

Amateur Radio Center
1117 West 36th Street
Baltimore, MD 21211

Massachusetts

U-Do-It Electronics
40 Franklin Street
Needham, MA 02194

Michigan

Purchase Radio Supply
327 East Hoover Avenue
Ann Arbor, MI 48104

Norwest Electronics
33760 Plymouth Road
Livonia, MI 48150

The Elec. Connection
37387 Ford Road
Westland, MI 48185

Elec. Parts Specialists
711 Kelso Street
Flint, MI 48506

Minnesota

Acme Electronics
224 Washington Avenue N.
Minneapolis, MN 55401

Missouri

Gateway Electronics Of MO
8123-25 Page Blvd.
St. Louis, MO 63130

William Elec & Ind Supply
803 Davis Blvd.
Sikeston, MO 63801

New Jersey

Lashen Electronics Inc.
21 Broadway
Denville, NJ 07834

New York

Sylvan Wellington Co.
269 Canal Street
New York, NY 10013

R&E Electronics
4991 Rt. 209
Accord, NY 12404

Unicorn Electronics
Valley Plaza
Johnson City, NY 13790

Ohio

Philcap Electronic Suppliers
275 E. Market Street
Akron, OH 44308

Oregon

Norvac Electronics
7940 SW Nimbus Avenue
Beaverton, OR 97005

Pennsylvania

Business & Computer Bookstore
213 N. Easton Road
Willow Grove, PA 19090

Texas

Mouser Electronics
958 N. Main Street
Mansfield, TX 76063

Tanner Electronics
1301 W Beltline
Carrollton, TX 75006

Electronic Parts Outlet
3753 B Fondren
Houston, TX 77063

GMD Electronics
2625 S. Loop Hwy.
Alvin, TX 77511

Electronic Parts Outlet
17318 Highway 3
Webster, TX 77598

Washington

Amateur Radio Supply Co.
5963 Corson Ave., Ste 140
Seattle, WA 98108

Wisconsin

T.V.-VCR Repair
1306 W. Madison St.
P.O. Box 64257
Milwaukee, WI 53204

If you'd like to sell our magazine in your store,
please circle 210 on Free Information Card.

BUILD THE POOR-MAN'S PLASMA GLOBE

Man has been fascinated by high-voltage electricity ever since our distant ancestors became smart enough to realize that lightning was dangerous. However, it was thousands of years until man discovered that lightning was electrical in nature, and later was able to produce the effect on his own. Today, experimenting with high voltage is one of the most popular activities among electronics hobbyists. It's fascinating to create your own miniature lighting, plasma-globe storms, and other high-voltage effects.


The plasma-globe display described here is based on a solid-state power supply that produces a low-power, high-voltage, high-frequency electrical discharge. The main step-up transformer is simply a TV-flyback transformer with a new primary winding. To prevent overheating, the reworked transformer is submerged in mineral oil. The plasma globe itself is an ordinary 100-watt clear-globe light bulb.

Many other high-voltage experiments with bizarre effects can be conducted using the power supply. It is powered from a 12-volt DC supply, so you don't need to get involved with AC-line current. This is one of those projects that will make you feel just a bit like a mad scientist.

The Circuit. Figure 1 is a schematic of the high-voltage power supply. It is simply a step-up transformer driven by an AC signal. Input power is supplied to the circuit through 10-amp fuse F1 and switch S1. The circuit requires an input of 12- to 14-volts DC at 5 to 7 amperes. Since the power input is DC

This plasma globe uses an ordinary, decorative light bulb—and the power supply is great for other high-voltage experiments!

ROBERT LAMBINI AND MARC SPIWAK



instead of AC, the transformer's input signal is generated by IC1, a Silicon General SG3525A pulse-width-modulator circuit. That component has two outputs that are 180° out of phase. The amount of time that both outputs are off (the "dead" time) is set by R1.

The output frequency of IC1 is made variable by potentiometer R3, with R2 setting the upper limit. That way, the operating frequency can be tuned to the frequency needed by T1 and any particular load connected to it. If you are thinking of connecting a voltage multiplier to the output as an experiment, varying the frequency will run the circuit out of resonance. That will give you a variable high-voltage DC supply.

The outputs from IC1 are amplified by Q1 and Q2, a pair of MOSFET transistors in a push-pull configuration. Since the transistors are driving a highly inductive load (the step-up transformer), L1 and C1 decouple the transistors from IC1, keeping the RF energy generated by the transistors away from the IC. Any parasitic oscillation that appears at the gates of Q1 and Q2 is eliminated by R4 and R5.

The step-up transformer, T1, is a

standard TV flyback transformer to which a new primary winding is added during construction. The secondary winding is part of the original transformer. A snubber network consisting of R6 and C3 controls any energy caused by the transformer's leakage inductance. Otherwise, high-voltage spikes

Warning! This article deals with and involves subject matter and the use of materials and substances that may be hazardous to health and life. Do not attempt to implement or use the information contained herein unless you are experienced and skilled with respect to such subject matter, materials and substances. Neither the publisher nor the author make any representations as to the accuracy of the information contained herein and disclaim any liability for damages or injuries, whether caused by inaccuracies of the information, misinterpretations of the directions, misapplication of the information or otherwise.

would quickly break down the transistors. The center tap of T1's primary is RF-grounded by C4 and C5, bypassing any high frequencies that appear at that point. The high-voltage output of the power supply is the result of T1's secondary coil resonating at around 50 to 70 kHz.

Construction. The Plasma Globe is one of those projects in which the vast majority of your time will be spent more in mechanical construction than in actual electronic assembly. If you do not have access to the necessary tools to make the base, individual components and a kit of all parts is available from the source given in the Parts List. While the parts themselves are not exotic, you might find yourself spending a lot of time and effort shopping at many different stores for the various items needed. Some of the more unusual items required include a TV flyback transformer, PVC drain-pipe parts for the tank, and mineral oil to fill it.

There is no PC board for the Plasma Globe because many of the traces wouldn't be able to handle the current. Instead, a 2-inch square piece of perforated construction board and point-to-point wiring is used. The parts-placement diagram in Fig. 2 is just one suggested layout design that you can follow if you choose. Parts placement is not exactly critical, except for Q1 and Q2 if you either buy a pre-drilled base from the source given in the Parts List or make one from the plans in this article. Holes in the base are used to mount the transistors. That way, the base can be used as a heatsink for the transistors. Bolting the transistors to the base is also a simple way to mount the circuit board to the unit. If you're not using an aluminum base, or choose another method of mounting the circuit board to the base, you'll need to come up with some sort of heatsink arrangement for the transistors. If you are using one of those bases, make sure that the holes on the transistor tabs line up with the holes drilled on the base before you solder anything to the transistor leads.

Wire-wrap connections can be used for the connections that are not drawn in color—those connections must be made with 20-gauge wire. However, instead of using wire wrap, it might be easier to simply bend the component leads over and solder them to one another wherever they are supposed to interconnect. Be sure to insulate any connections that cross.

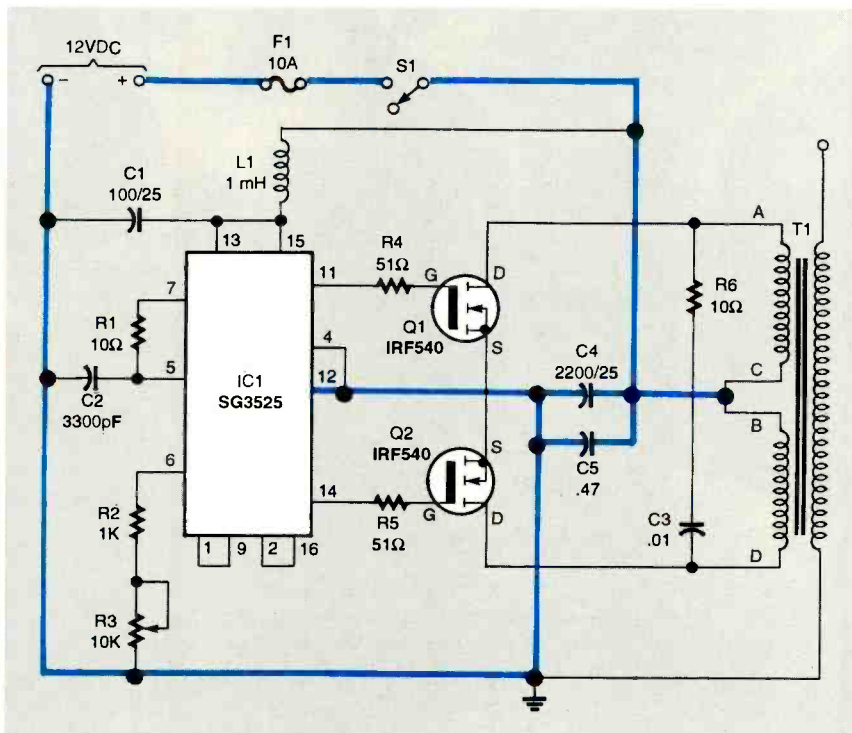


Fig. 1. The Poor Man's Plasma Globe is built around a high-voltage power supply. Transformer T1 is a modified television flyback transformer. Colored connections must carry a current up to 7 amps.

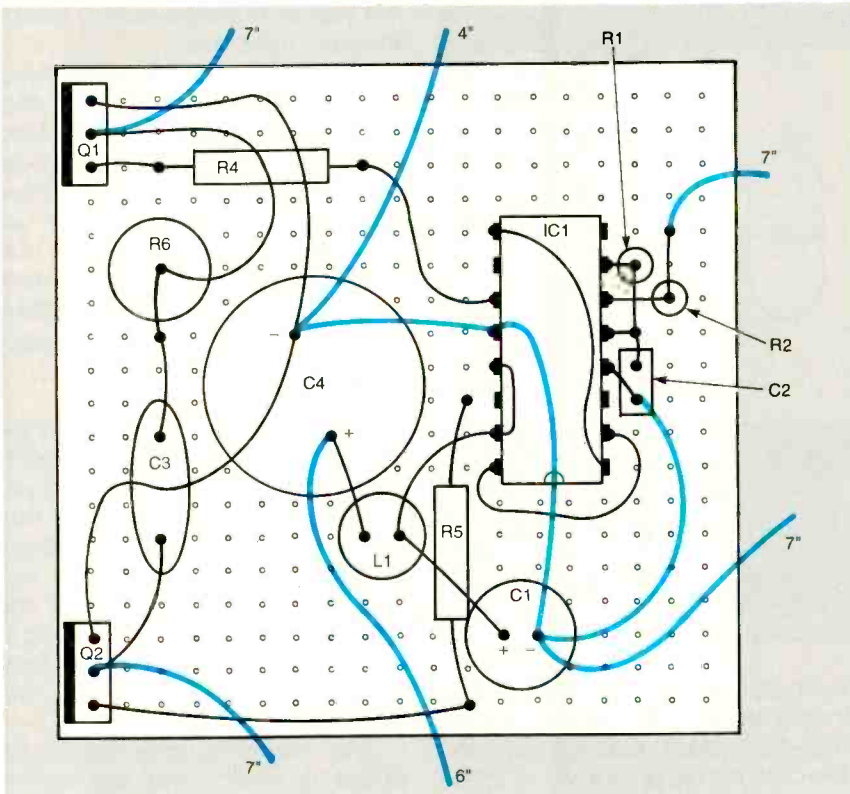


Fig. 2. The circuit is built on a 2-inch square piece of perforated construction board. The colored wires are 20 gauge in order to carry the heavy currents involved.

Six 20-gauge wire leads must be soldered to the finished board. Figure 2 indicates their positions

and lengths. You'll trim them down to fit when it comes time for the final wiring.

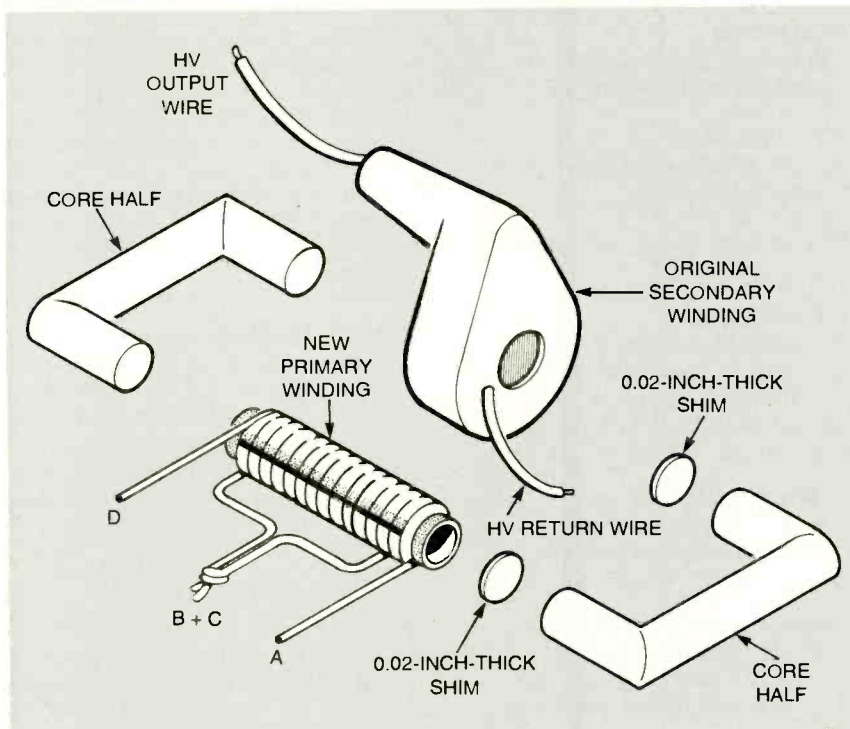


Fig. 3. It's easy to modify the flyback transformer. Parallel-wind 15 turns of 18-gauge magnet wire onto a 1 1/8-inch-long bobbin and wrap the winding with electrical tape. Don't forget the 0.02-inch thick shims between the core halves when reassembling. Use a nylon wire tie to hold the modified transformer together.

Flyback Transformer. Any black-and-white flyback transformer will do for the Plasma Globe. The easiest and cheapest way to get a transformer is to find one surplus. A specific part number is not important—black-and-white flyback transformers are somewhat generic in design. A suitable flyback is available from the source given in the Parts List if you have difficulty finding one or are not interested in buying a complete kit.

The modifications to the flyback transformer are detailed in Fig. 3. There is usually some sort of circuit board that has several pins in it. Those pins are connected to the transformer's primary windings. The primary windings are usually made from enameled magnet wire. There will also be a heavier, insulated wire. That wire is the ground connection of the high-voltage secondary winding. Since a new primary will be wound onto the flyback, any connections to the original primary can be discarded. However, the ground connection for the secondary winding is needed, so it is important to identify that wire first.

Unscrew the two nuts that hold the circuit board in place and remove the base. Clip off the wires from the circuit board. Verify which wire is the secondary return wire by measuring the resistance to the secondary high-voltage wire that sticks out of the top of the transformer. There will be a low resistance between the two wires. Clip off the wires from the old primary as close to the body of the transformer as possible.

The metal bracket that holds the transformer core together is now removed. The core halves are brittle, so be careful when doing the following steps. One end of the bracket passes through the body of the transformer and the other is more or less free—a bit of glue holds it in place. Bend the glued side of the bracket away from the core halves so that you can twist it back and forth. Wiggle it until it slides out of the transistor body; you might even have to "unscrew" it. Once the bracket is freed up enough, the bottom core half should slide out of the core. The

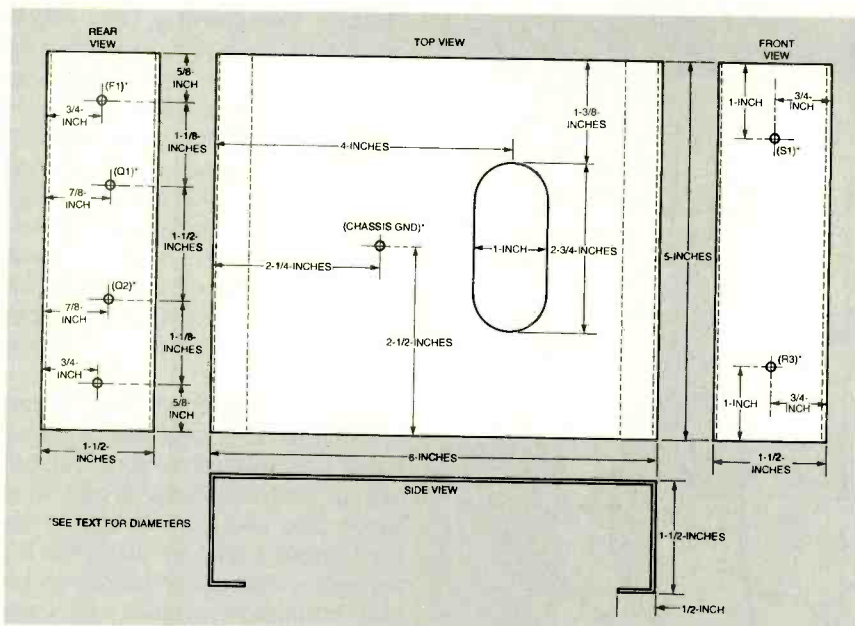


Fig. 4. You can make your own aluminum chassis by following this plan.

metal bracket and any spacers that might be located between the core halves are no longer needed, so they may be discarded. Set the transformer winding and the core halves aside for the moment in a safe place.

The new primary will be wound onto a bobbin. The bobbin can be a piece of rolled-up cardboard or plastic, plastic tubing, or any similar arrangement. The bobbin should be about 1 1/4 inches in length with an outside diameter of 5/8 inch and an inside diameter of 1/2 inch. Take two lengths of 18-gauge magnet wire and mark the ends of one wire "A" and "C." Mark the ends of the other wire "B" and "D."

Holding the "A" side of the first wire and the "B" side of the second wire together, parallel wind 15 turns onto the bobbin. That type of winding is called a *bifilar* winding—the first wire (winding A-C in Fig. 1) will be loops 1, 3, 5, etc. and the second wire (winding B-D) will be loops 2, 4, 6, etc. There will be 30 loops of wire on the bobbin—15 for each winding. Wrap the bobbin with electrical tape to hold the windings in place. Leave about 5 inches of wire for the leads. Scrape the enamel coating from the ends of the wires and tin the ends. Connect wires "B" and "C" together.

New shims for the core halves are made from a non-conductive material that is 0.02-inches thick. A

business card is usually about 0.012-inches thick, so two layers of business-card stock placed between the core halves on each side of the transformer should do the trick. Check the shim thickness with a caliper if you can, as the thickness is somewhat critical. An alternative is to purchase some sheet plastic of

the proper thickness from a hobby shop or craft store.

The transformer core halves, shims, primary winding, and secondary winding are reassembled as shown in Fig. 3. A nylon wire tie can be used to hold the modified transformer together. Do not use the original metal bracket as it only helps to overheat the transformer in its modified form. You can extend the ground return and output leads later on if necessary.

Mounting Base. If you bought the complete kit, then you already have a ready-to-use chassis. If you want to make your own, you can follow the dimensions given in Fig. 4 and make one out of sheet aluminum. The cutout on top of the base can be made by punching 1-inch holes spaced 1 3/4-inches center-to-center. Cut and file the remaining material.

The following holes should be drilled to match the size of the hardware you're using. Drill a hole for the chassis ground in the position indicated. That hole should be a clearance diameter for a 6-32 machine screw. Drill holes for poten-

PARTS LIST FOR THE POOR MAN'S PLASMA GLOBE

RESISTORS

(All resistors are 1/4-watt, 5% units unless otherwise indicated.)

- R1—10-ohms
- R2—1000-ohms
- R3—10,000-ohms, potentiometer, panel-mount
- R4, R5—51-ohms
- R6—10-ohms, 3-watt, non-inductive (not wire-wound)

CAPACITORS

- C1—100-μF, 25-WVDC, electrolytic
- C2—3300-pF, 50-WVDC, polyester
- C3—0.01-μF, ceramic-disc
- C4—2200-μF, 25-WVDC, electrolytic
- C5—0.47-μF, 250-WVDC, polyester

SEMICONDUCTORS

- IC1—SG3525A pulse-width modulator, integrated circuit (Silicon General)
- Q1, Q2—IRF540 MOSFET transistor

ADDITIONAL PARTS AND MATERIALS

- S1—SPST 7-amp switch
- T1—Television flyback transformer (see text)
- L1—1-mH choke coil
- F1—10-amp fuse
- Fuse holder, 6-32 × 3/8 nylon screws and

nuts, 6-32 × 1/2 inch screws and nuts, #6 solder lugs, mica insulators for Q1 and Q2, wire strain relief, perforated construction board, 20-gauge wire, 18-gauge wire, 6 feet of 18-gauge magnet wire, metal chassis, 3-inch flat PVC end cap, 3-inch PVC top cap (3-inch curved PVC or soft plastic), 6-inch length of 3-inch diameter PVC tube, mineral oil, hardware, etc.

Note: The following items are available from Information Unlimited, PO Box 716, Amherst, NH 03031, Tel: 800-221-1705, 603-673-4730, Fax: 603-672-5406, web: <http://www.amazing1.com>: Complete kit of all parts including flyback, PVC parts, hardware, and pre-formed, pre-drilled aluminum base (TCL5-K), \$49.50; Flyback transformer (TCL/SUPPLY), \$14.50; Modified flyback (TCLFLY10), \$24.50; 12-volt, 7-amp DC power supply, \$39.50; Complete kit plus power supply (COMBOTCL), \$79.50. Please add \$5 shipping and handling on orders up to \$25, \$7.50 on orders up to \$50, and \$10 on orders up to \$100. NH residents must add appropriate sales tax.

The Four-Year Electronics Degree Program That Really Hits Home!

Bring The Technology Home With A Bachelor Of Electronics Engineering Degree. No Hassles. No High Cost!



Now's the time to prepare for a profitable career.

We've lowered the cost of higher education.

It's true! You can earn a four-year Bachelor of Electronics Engineering Technology degree today ... and prepare yourself for a high-paying electronics career ... without quitting your job or ever leaving your home. Because World College, an affiliate of the Cleveland Institute of Electronics, offers you the total flexibility of independent study programs proven effective for people like you who truly want to succeed! World College independent study lessons help you build valuable skills

**Mail/Fax Today
or Call
1-800-696-7532**

step-by-step, and expert instructors are personally available to you with a toll-free call. What a way to earn an education!

A world of opportunity.

Where is your career headed? With a four-year bachelor's degree from World College, you call the shots, choosing from incredible, high-paying opportunities in electronics, telecommunications, computer, electrical power, and many other growing fields.

World College gives you the skills, the knowledge, the power to take advantage of your best opportunity in electronics. And you can do it all at your own pace!

Without leaving home.

World College continually works to provide its students with the most advanced education tools. From the latest equipment and reference books to breakthrough computer-simulated experiments, students are exposed to the latest technological advancements.

All the equipment, parts, and software you need are included in your affordable tuition, including more than 300 hands-on lab experiments you can complete in your home.

Choose your own pace.

Earn your bachelor's degree on your time — and at your pace — because you pay tuition to World College only as you complete the upper-level semesters close to graduation. The faster you make it through, the less you pay. So you have an incentive to make your future happen quickly — yet the freedom to choose your own pace!

Send today for your FREE course catalog — and give yourself that future you've always wanted — with an electronics degree education from World College.



Take charge of your future in electronics.

Four Powerful Reasons To Connect With World College Today:

- 1. Earn your four-year degree!**
- 2. Self-paced training!**
- 3. Independent study in your home!**
- 4. Expert instruction!**

Give Me The Power!

Send me a FREE World College course catalog today!



(Please Print Neatly)

Name _____

Address _____

City _____

State, Zip _____

Phone () _____

Age _____

**For faster service, call
1-800-696-7532,
or call
1-804-464-4600.**

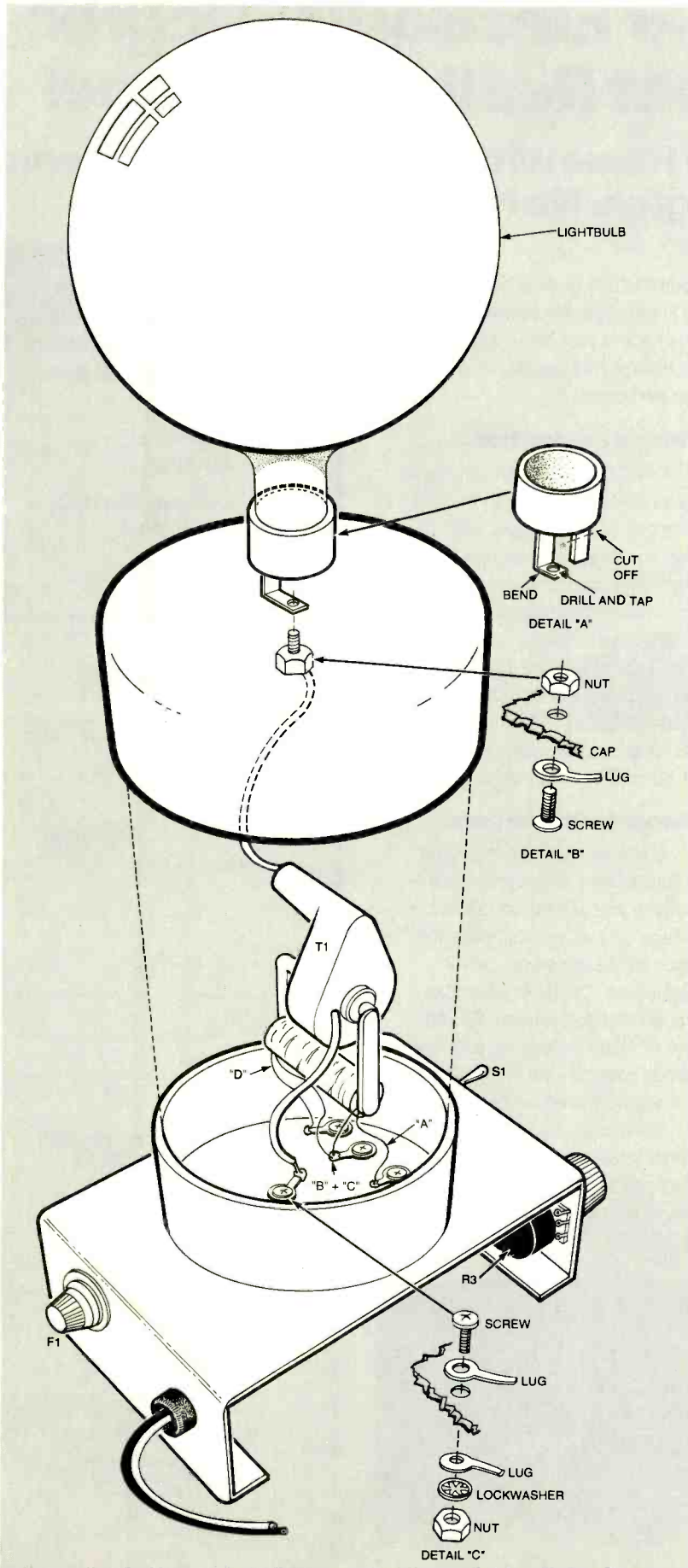
**Or fax this coupon to
1-804-464-3687.**



Lake Shores Plaza
5193 Drive, Suite 113
Virginia Beach, VA 23455-2500



Affiliated with
Cleveland Institute of Electronics
WAE50



tiometer R3 and switch S1 on the front side and holes for the fuse holder and power-wire bushing on the rear side. Holes for the mounting tabs of Q1 and Q2 are drilled to the same center-to-center spacing as the transistors. They should be centered side-to-side within the rear panel and 1 inch from the top. If you followed the parts layout in Fig. 2, the holes will be 1 1/2 inches apart. The holes for Q1 and Q2 must be de-burred to prevent the transistors from shorting through the mica insulators.

Mount a 3-inch flat-bottom PVC cap onto the top of the base. The cap should be centered on the chassis-ground hole and the elongated slot in the top of the base. Glue or double-sided tape can hold it in place for now. Using the chassis-ground hole in the base as a guide, drill the same size hole through the PVC cap. Using detail "C" in Fig. 5 as a guide, place a 6-32 screw with a solder lug on each side through the ground hole and PVC cap and tighten in place with a nut. Drill three additional holes in the PVC cap for the transformer-wire lugs. Those holes should be equally spaced within the elongated slot in the base. Each hole receives a screw and pair of lugs in the same way the chassis-mounting screw was installed. Bend the lugs on each side of all four screws up at a right angle and seal the holes over the screw heads and nuts on both sides with epoxy or hot-melt glue. Do not get glue on the parts of the lugs where you will apply solder.

Main Assembly. Mount the circuit board to the underside of the chassis as shown in Fig. 6. The mounting screws for Q1 and Q2 hold the board in place. Be sure to use nylon screws, and put mica insulators between the transistor tabs and the chassis before mounting. Place some double-sided tape under the board to prevent any accidental shorts to the chassis. Use Fig. 6 as a guide when making the final wire

Fig. 5. Solder the transformer primary leads and ground lead to the top lugs as shown. The transformer ground lead can be lengthened if necessary. The light bulb is attached to the output by modifying a plug-in socket as shown in detail "A." The center prong is bent 90 degrees and has a hole drilled through it.

connections on the underside of the chassis. Use 18-gauge wire for the power-input leads. Those wires are indicated in color.

Turn the assembly upright and solder the transformer primary leads to the top lugs as shown in Fig. 5. The transformer ground lead is connected to the chassis-ground lug. It can be lengthened with 18-gauge wire if necessary. Insulate the splice with heat-shrink tubing. Re-check all soldering and wiring, and check the transistor tabs with an ohmmeter to make sure that they are not shorted to the chassis. Do not cement the PVC pipe to the PVC cap just yet, because once you do so, the transformer can't be accessed without a hacksaw if testing shows that there is a problem.

If you want to run it for more than just a few seconds at a time, the transformer must be submerged in mineral oil both for its cooling and insulating effects.

Testing and Final Assembly. Since the circuit draws 5 to 7 amps when tuned to the resonant frequency of T1, a 12- to 14-volt DC power supply with a current capacity of at least 7 amps is needed for the Plasma Globe. That's quite a bit of current, so an ordinary power supply just won't do. A car battery will work, but that's hardly convenient. You can build a power supply, but you'll need a very large transformer, an exotic high-current regulator, and some beefy capacitors—an expensive proposition and a full-blown project by itself. It's much cheaper and easier to buy a ready-made power supply. A fixed 12-volt, 7-amp bench-top supply is available from the source given in the Parts List. Such a power supply can be useful on a test bench for years to come, which might make such a purchase a wise investment. Another alternative is a 10-amp car-battery charger, which is also useful off the test bench.

Turn potentiometer R3 fully counterclockwise and make sure that switch S1 is in the off position. Connect one end of a test lead to the chassis ground and place the other end about an inch from the bare-output wire of T1. It is very important to keep your body away

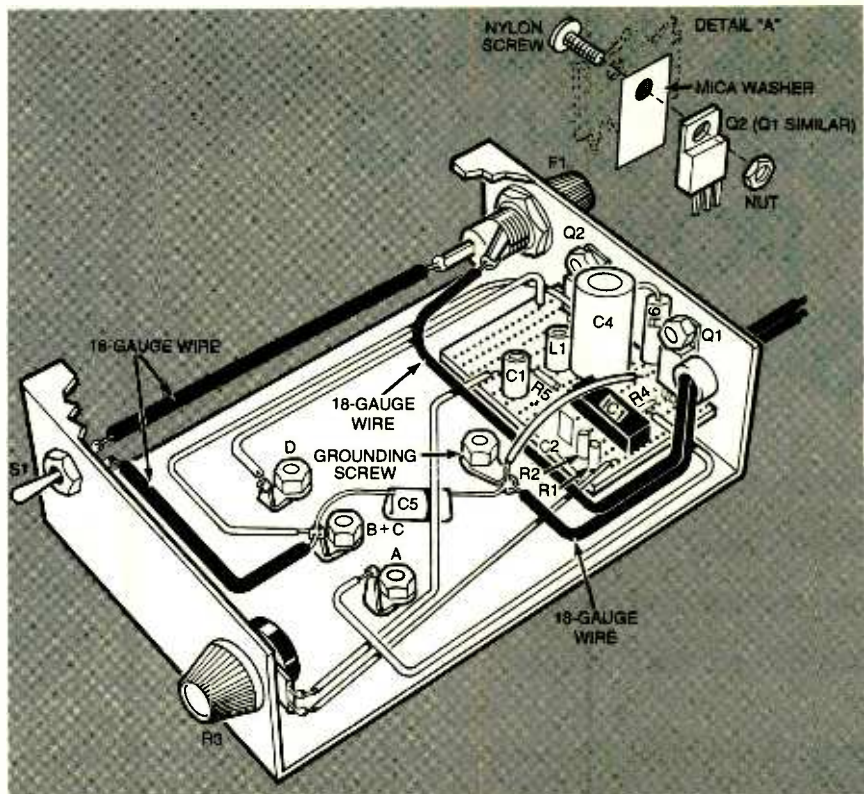


Fig. 6. The circuit board mounts to the underside of the chassis with nylon screws. Use mica insulators between the transistor tabs and the chassis. Put double-sided tape under the board to prevent shorting to the chassis. Use 18-gauge wire where indicated to carry the heavy currents.

from the output. Any discharge sparks can hurt, maim, or even kill. Connect the 12-volt power supply with an ammeter in series and turn on switch S1. The standby current should be about 1 amp. Slowly turn R3 clockwise and note that the current rises to about 2 amps with some corona visible at the output. At that current level, the circuit can be used continuously without risk of overheating the transformer. Continue turning R3 clockwise and note a sharp jump in current to around 7 amps. The output terminal's high-voltage discharge will come to life. Do not run it for more than a few seconds at that level or the transformer will likely overheat.

If everything is working, you're ready to seal the PVC enclosure tube. Slide the tube down over the transformer into the base cap to make sure everything fits properly. If the output lead is too short to reach the top of the tube, lengthen it with 18-gauge wire and insulate the splice with heat-shrink tubing. Remove the PVC tube, apply PVC plumbing cement to the bottom of the tube, and slide it back into the

base cap. In a few seconds, a liquid-tight seal that will never come apart will form. The tube can then be filled with mineral oil to the top of the transformer.

Drill a small hole in the center of the top cap. Install a screw, solder lug, and nut as shown in detail "B" in Fig. 5. The arrangement is similar to the connections at the bottom to the tube. The high-voltage wire from T1 is soldered to the lug. The top cap does not have to be cemented onto the tube as long as the Plasma Globe is always kept in an upright position.

At The Top. The plasma globe itself is simply a decorative 100-watt clear-globe light bulb attached to the output. Those types of bulbs are usually found in specialty lighting stores. Detail "A" in Fig. 5 shows one way to connect a light-bulb socket to the output. Use a socket that plugs right into an AC outlet. Bend the prong that goes to the center contact of the bulb. The other prong is cut off flush with the bottom of the socket. The center prong is

Continued on page 47

ALL ABOUT SWITCHING POWER SUPPLIES

While more complex than their linear counterparts, where efficiency and size are concerns, switching supplies are hard to beat.



STEPHEN J. BIGELOW

Power supplies are used to convert an AC-line voltage into some fixed or variable value of DC voltage and current. The energy that the power supply delivers can then be used to drive an electrical load such as a radio, television, computer, or other circuit.

Most of us are quite familiar with the conventional linear-regulated (or "linear") supplies that are most often used for that task. While those are relatively simple and inexpensive, they are only up to 50% efficient, and can become quite large and run quite hot.

For some applications, there is a better alternative—switch-regulated (or "switching") power supplies. Those supplies use a clever technique to "chop" unregulated DC at a very high rate, then reconstruct the DC signal for use by the outside world. That high-frequency switching technique causes very little temperature rise in the supply so it can run much cooler. Also, smaller components can be used in building a switching supply, so the supply can be manufactured in a smaller package. However, the key advantage to those supplies is high efficiency—switching supplies can reach an efficiency of 85%.

In this article, we will examine switching power supplies in depth. We will look at some of the circuit

variations and explain their theory of operation. We'll also look at some typical applications, the advantages and disadvantages of both switching and linear supplies, and even some basic repair and calibration issues.

Let's start our discussion by looking at Fig. 1. That illustration shows a block diagram for a simple switching power-supply circuit, and highlights each major segment for closer inspection. The first section we'll look at are the rectifiers.

Rectifiers. One of the key steps in converting an AC signal into DC is rectification. In rectification, a network of semiconductor diodes works to pass only one polarity of AC to the rest of the circuit. The single-polarity alternating signal is called "pulsating DC."

The first rectifier normally found in the switching supply is the input rectifier. It directly performs the initial conversion of AC line voltage into pulsating DC. A bridge rectifier, such as the one shown in Fig. 2A, is almost always used as the primary rectifier network since the design develops its own ground reference and isolates the rest of the supply from the AC line.

Use caution when working with the input rectifier circuit. The 120-volts AC at the input of the rectifier

can easily develop up to 160-volts DC across the input filter. Those voltages can be dangerous and must always be treated with respect.

The second rectifier in a switching supply is the output rectifier. A variety of rectifier circuits could be used here. The simplest, but least effective rectifier is the half-wave rectifier shown in Fig. 2B. More often, the full-wave rectifier of Fig. 2C is used as the output rectifier; that's because it strikes an acceptable compromise between simplicity and effectiveness.

The chief drawback of the full-wave rectifier is that it requires a center tap in the secondary winding of the transformer to serve as the ground reference. Because of that, the bridge rectifier shown in Fig. 2D is also commonly used; a bridge rectifier requires more diodes, but eliminates the need for a secondary center tap at the transformer.

There are two important factors to keep in mind when working with rectifier diodes in a power-supply application—Peak Inverse Voltage (PIV) and Forward Current (I_F). The PIV refers to the maximum voltage that the diode can stand in the reverse-biased (or off) state. A good rule of thumb is for the PIV to be at least twice the peak voltage applied to the network, plus a 50%

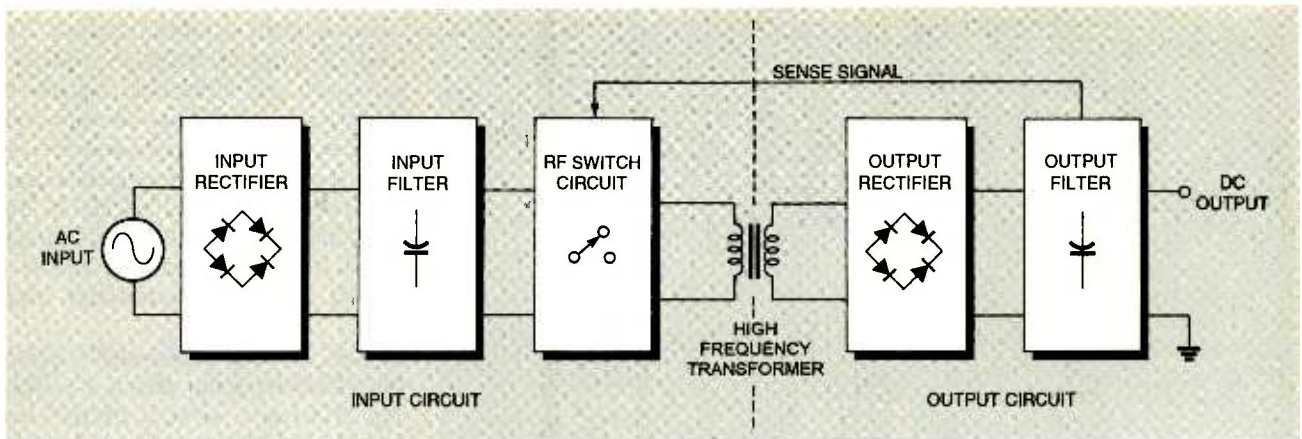


Fig. 1. This block diagram of a simple switching power supply highlights the major sections of the circuit.

safety margin. For example, if the input rectifier diode will be exposed to an AC line voltage of $115 V_{rms}$, the peak voltage is $V_{rms} \times 1.414$ ($115 V_{rms} \times 1.414 = 162 V_{PK}$). The minimum PIV for those diodes should then be $(162 V_{PK} \times 2) + (162 V_{PK} \times 0.5)$, or $405 V_{PIV}$. Higher PIV ratings are acceptable. Common rectifier diode PIVs are 50, 100, 200, 400, 600, and 1000 volts.

Forward current is the maximum amount of current that the diode can pass in the forward-biased (or on) state. It should exceed the maximum expected current by at least a 50% safety margin. As an example, if 1 amp is expected to flow in the input rectifier, the rectifier diodes should have an I_F rating of $(1 \text{ amp}) + (1 \text{ amp} \times 0.5)$, or 1.5 amps.

Filters. Filters are used extensively in switching power supplies to smooth out the pulsating DC from the rectifiers to form a steady DC signal. As with linear supplies, capacitors are usually used as filters in switching supplies.

Capacitors are energy-storage devices that will charge up to the peak level of pulsating DC, then discharge slightly between pulses to sustain current to the load. Figure 3 shows the effects of filtering on a pulsating-DC signal—a larger current drain will discharge filter capacitors more deeply than a small current load. That charge and discharge signal across the filter is called ripple.

Turning back to our block diagram, the input filter operates at the frequency of the line voltage

(50 to 60 Hz), so a fairly large value of capacitance is usually needed—a value between 1000 and 2200 mF is typically used. Additional capacitors can be added in parallel to increase the total amount of filter capacitance and allow more energy storage. That means that there will be less discharge between pulses—therefore, ripple will be lower. Use extreme caution when dealing with values of capacitance above 5000 mF. Those can store enough energy to become a shock hazard.

Since the capacitors used in the output filter will be operating at the frequency of the RF switching circuit (20 kHz or more; more on that later), much smaller values can be used there. Effective filtering of the high-frequency AC can be accomplished using values up to 470 mF.

When selecting capacitors for use here (or in any application), the working-voltage rating (WVDC) must be considered. Here, the working voltage should be more than 50% above the peak voltage of the pulsating DC.

As an example, if the output filter is being fed by pulsating 24 VDC from the output rectifier, the peak voltage from those pulses is approximately $24 V \times 1.414$, or $34 V_{PK}$. After adding a 50% safety margin, the working voltage would be $(34 V_{PK}) + (34 V_{PK} \times 0.5)$, or 51 WVDC.

High-Frequency Transformer. A transformer is used to convert high-voltage, chopped DC into a lower voltage secondary AC signal. Figure 4 shows a generic transformer that interfaces the input and output sides

of a typical switching power supply. The transformer used in the switching supply must operate at the frequency of the switching circuit (20 kHz or higher). A conventional 60-Hz power transformer will not work at high frequencies. What is needed instead is a small, light, transformer designed for optimum magnetic coupling at the switching frequency. Turns of wire wrapped around a toroidal coil are often used.

Even though the size and shape of the switching supply transformer may be different than that of 60-Hz transformers, the principle of "magnetic coupling" remains the same. That is, the high-voltage pulsing applied to the transformer's primary windings will generate a strong magnetic field that will alternate as the DC pulses on and off. The core of the transformer carries that field to the secondary windings where an alternating signal is generated. That principle is also known as "transformer coupling."

RF Regulator/Switching Network.

The heart of every switching power supply is the RF regulator, also known as the switching regulator. It is that critical circuit that rapidly chops the filtered DC from the input filter at 20 kHz or higher. That circuit is also responsible for providing the regulation necessary to keep the DC output constant.

Although there are several variations of switching circuits, the Pulse-Width-Modulation (PWM) technique is by far the most popular. Figure 5 is a block diagram of a basic PWM switching circuit.

That circuit operates as a 41

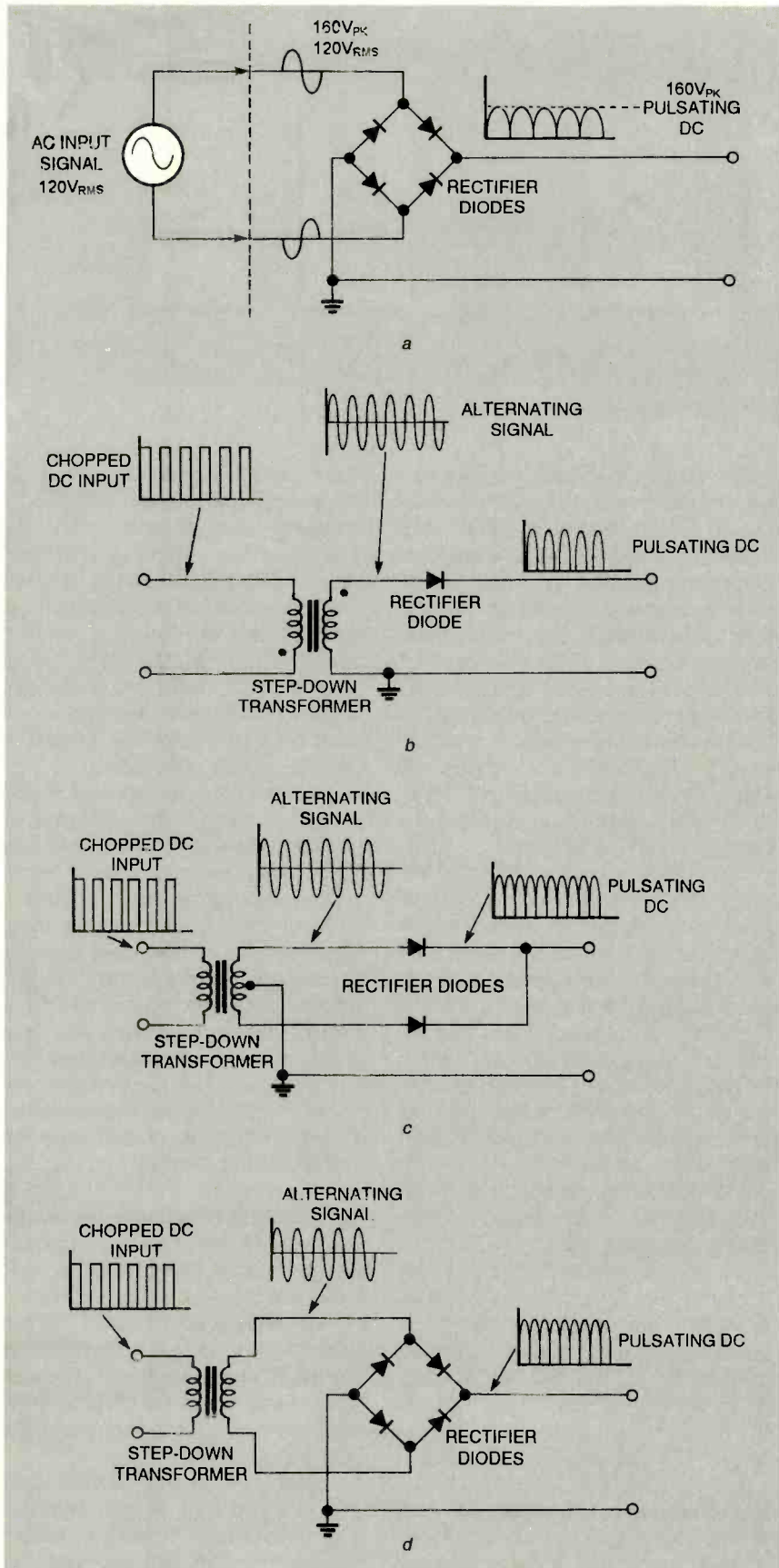


Fig. 2. A switching supply contains both an input and output rectifier. The input rectifier is usually a bridge type as shown in A. The output rectifier could be a half-wave (B), full-wave (C), or bridge (D) type.

"closed-loop" control network. The final DC output voltage is constantly sampled and checked against a factory-set reference voltage. That sample creates an error signal in an error amplifier. The error signal is used to control the pulse width of the pulse-width modulating circuit, which is usually a variable pulse-width oscillator.

The varying pulse-width signal from that oscillator drives a switching transistor, which chops the unregulated DC from the input filter at a high frequency. A high-frequency step-down transformer reduces the high-voltage pulses into a low-voltage alternating signal. The "new" AC signal is then rectified and re-filtered in the output circuits to form the final DC output voltage. The output is sampled again and used to adjust the error signal accordingly. That "closed loop" control will continue as long as the supply is turned on.

It is the constant checking and adjustment of the closed-loop system that allows the switching supply to maintain its constant output voltage. As load conditions change, the DC output voltage will tend to vary. Those variations will be sensed by the switching circuit and compensated for automatically.

Now that we've seen how a basic switching regulator works, it is time to look at some variations and applications.

The Hybrid Switching Regulator. It is not always necessary to use a high-frequency transformer in switching designs. The transformer is used only to convert high-voltage pulses to a low-voltage signal. If the unregulated DC into the switching circuit is already at a useful voltage, then transformation is unnecessary. As an alternative, a standard 60-Hz power transformer can be used to step down the AC line voltage before the input rectifier, as shown in Fig. 6. Notice the striking similarity between the input portion of Fig. 6 and a normal linear DC supply. That type of hybrid circuit combines the simplicity of linear supplies with the efficiency of switching circuits.

A working 5-volt DC, 500-mA

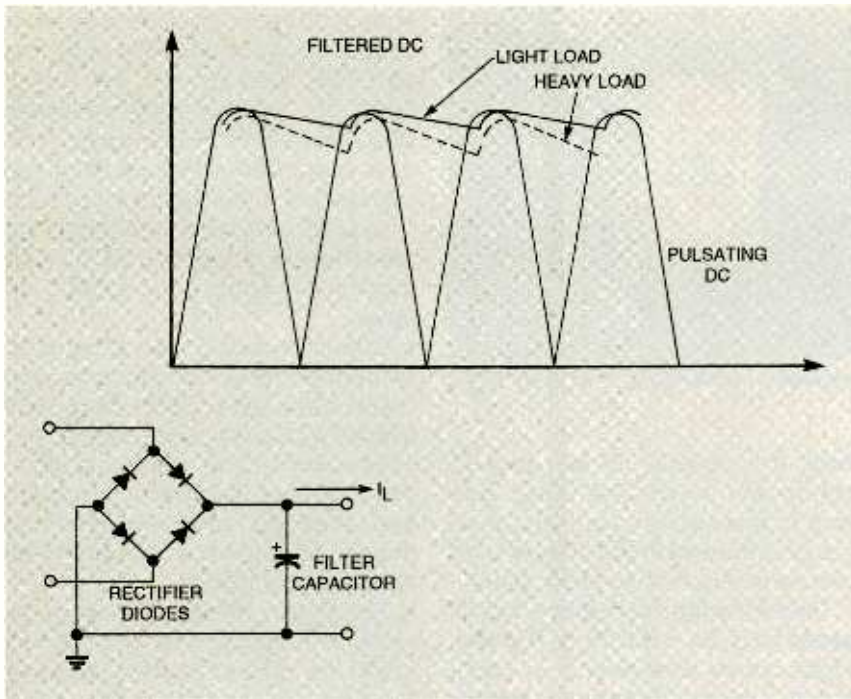


Fig. 3. The effects of filtering on a pulsating-DC signal: A larger current drain will discharge filter capacitors more deeply than a small current load, and the charge and discharge signal seen across the filter is called ripple.

power supply based on that concept is shown in Fig. 7. In it, a National Semiconductor LM341 linear voltage regulator is made to oscillate, and performs the actual conditioning of the DC output signal. Oscillation frequency in the circuit is governed by the ratio of R2 and R3, with feedback being delivered by inductor L1. The actual switching of the unregulated DC is performed by Q1.

The Flyback Switcher. The flyback switching configuration, shown in Fig. 8, is generally found in switching supplies up to about 100 watts. As can be seen in the diagram, very few components are needed to form that type of circuit, which makes it an economical arrangement for low-power supplies.

The high-frequency transformer is critical in this application, since it not only steps down voltage, but provides isolation and current limiting from the AC line. The primary and secondary windings are wound in opposing directions so that when the pulse control circuit turns on the transistor, current flows through the transformer, but the output rectifier does not conduct. When the transistor turns off, prima-

ry voltage reverses and has a "fly-back" effect that allows current to flow through the output rectifier to the output filter. The pulse width controls the energy stored in the transformer—thus controlling (or regulating) the ultimate DC output voltage.

Flyback switching is limited to about 100 watts due to the current requirements of the transformer and the limitations of peak current in the switching transistor. For applications above 100 watts, the forward switching circuit, which is discussed next, is often used.

The Forward Switcher. A forward switching circuit like the one shown in Fig. 9 is most effective in 80- to 200-watt supplies. The circuit represents a serious improvement in ripple suppression as it uses a bridge rectifier, which by nature of its design, provides much less ripple than the half-wave rectifier used in the flyback switcher. To reduce ripple further, an inductor (or "choke") could be added in series with the filter capacitor. Then, when the switching transistor is on and the output rectifier is conducting, the choke will establish a potential across itself. When the switching

transistor turns off and current stops in the output rectifier, the polarity of the choke's potential will reverse and provide some extra current to help sustain the load, further reducing ripple.

A slightly different pulse-control circuit is used with the forward switcher. That is necessary since the variations in the output current require changes in pulse-timing parameters to provide optimum performance. Like the flyback switcher, however, the pulse-control circuit still controls the energy delivered to the transformer, which translates into control of the DC output voltage.

Push-Pull Switcher. Above 200 watts, a more sophisticated approach is needed. A push-pull switching circuit is a high-capacity design that can be used in switching supplies up to 600 watts. In that type of switching arrangement, shown in Fig. 10, two independent pulse-width modulation circuits are used to drive each side of the switching-transistor network, which allows high currents to be developed in the supply.

Ripple in the push-pull circuit can be significantly reduced by carefully balancing the timing of each PWM circuit. Done properly, that allows the outputs of push-pull circuits to have the lowest ripple content of any switching supply.

Notice that the output rectifier and the output filter of that circuit are essentially the same as the forward switcher. Two sensing signals are taken from the DC output to serve as sample voltages in each pulse-width modulator.

Switching-Supply Disadvantages.

While switching supplies offer many advantages, they are far from ideal and present many problems of their own. For example, switching power supplies are highly efficient because the high-energy, short-duration DC pulses (chopped DC) created by the high-frequency switching cause very little power dissipation—and therefore very little power wasted—in the switching transistor. That, in turn, reduces the power loss in the system. Less power dissipation also means that less

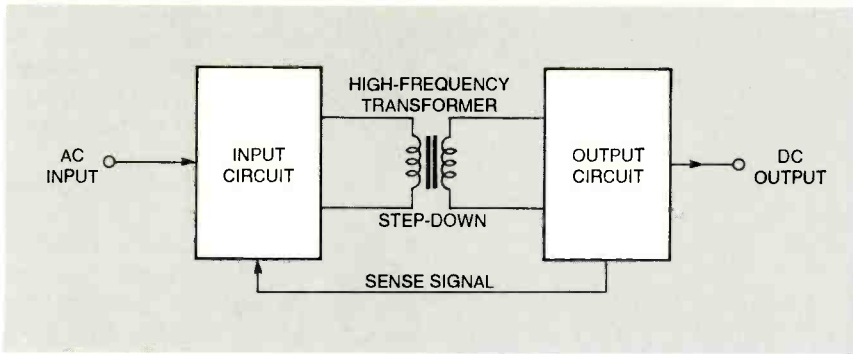


Fig. 4. As shown here, a high-frequency transformer is used to couple the switching supply's input and output circuits.

heat is generated in the power supply, which can extend the working life of the semiconductor components.

However, in order to achieve that advantage, DC is usually chopped at frequencies of 20 to 30 kHz, and switchers are currently being built to operate at up to 500 kHz; units that switch at up to 1 MHz will be available in the near future. But, each of those operating frequencies fall well within the RF (radio-frequency) spectrum. As a

result, it is possible for any and all conductors in the switching portions of the supply to act as antennas and transmit those frequencies over remarkably long distances.

Under the right conditions, the RF generated by switching supplies might cause interference to other nearby pieces of electronic equipment. Even the very circuits that the supply is meant to drive might be susceptible to the disturbances that RF can cause. With that potential for noise production, it is important to

know that there are several types of circuits where switching supplies probably should not be used: Extremely sensitive radio receivers and electronic instruments that must accurately measure small signals are just a few examples of that.

In spite of those difficulties, there are a variety of techniques that are used to combat the effects of noise:

- Careful shielding and grounding of the switching components and outer case can go a long way toward reducing transmitted RF.
- Interconnecting cables used in the vicinity of the supply should be well shielded, and the shielding should be common-grounded to the supply circuit.
- Electronic filtering components such as capacitors and inductors could be added to the design of the supply to suppress many of the RF emissions.
- Changing the physical orientation and position of components in the supply, as well as the location of the supply itself can alter (and

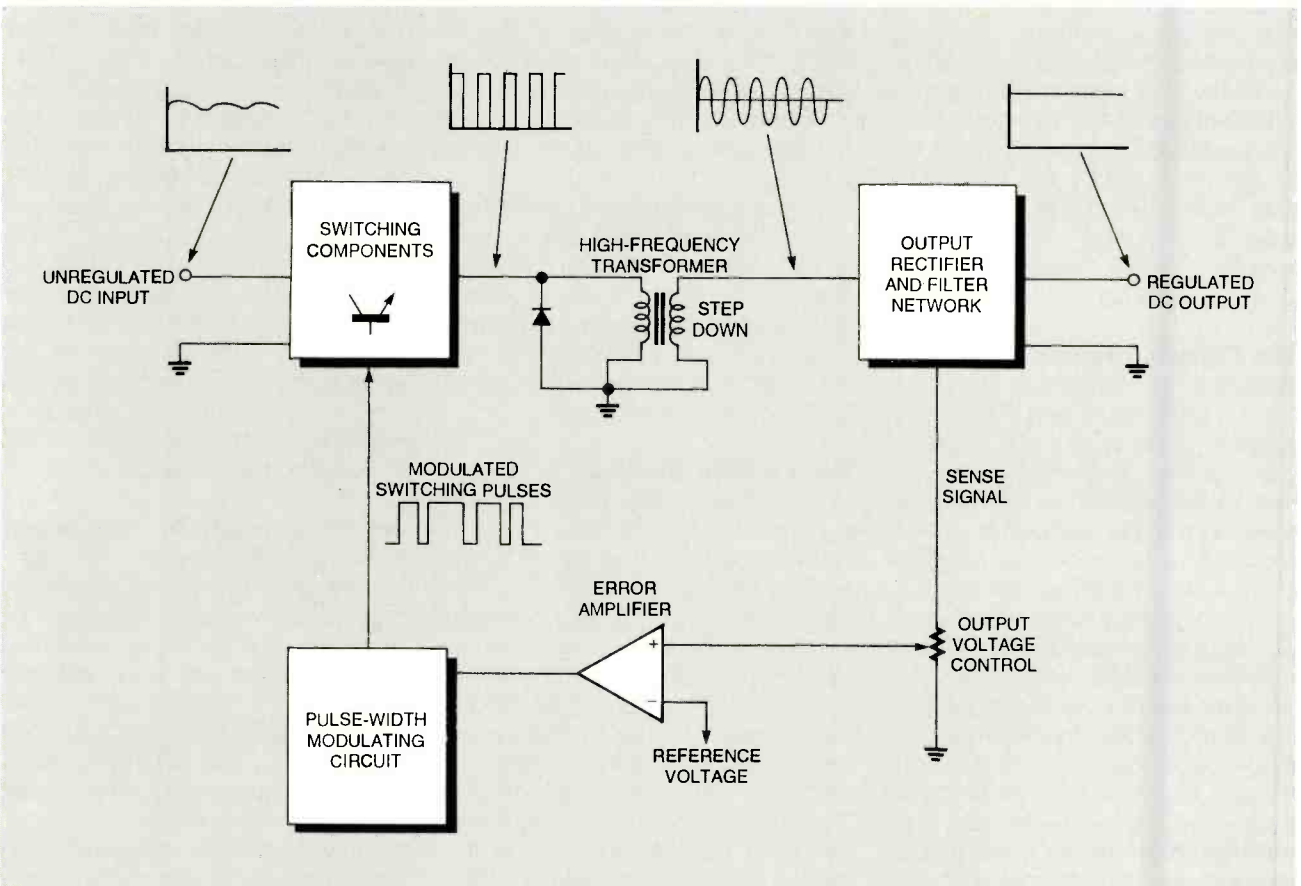


Fig. 5. The switching network used in a switching supply is shown here in block-diagram form. That circuit operates as a "closed-loop" control network.

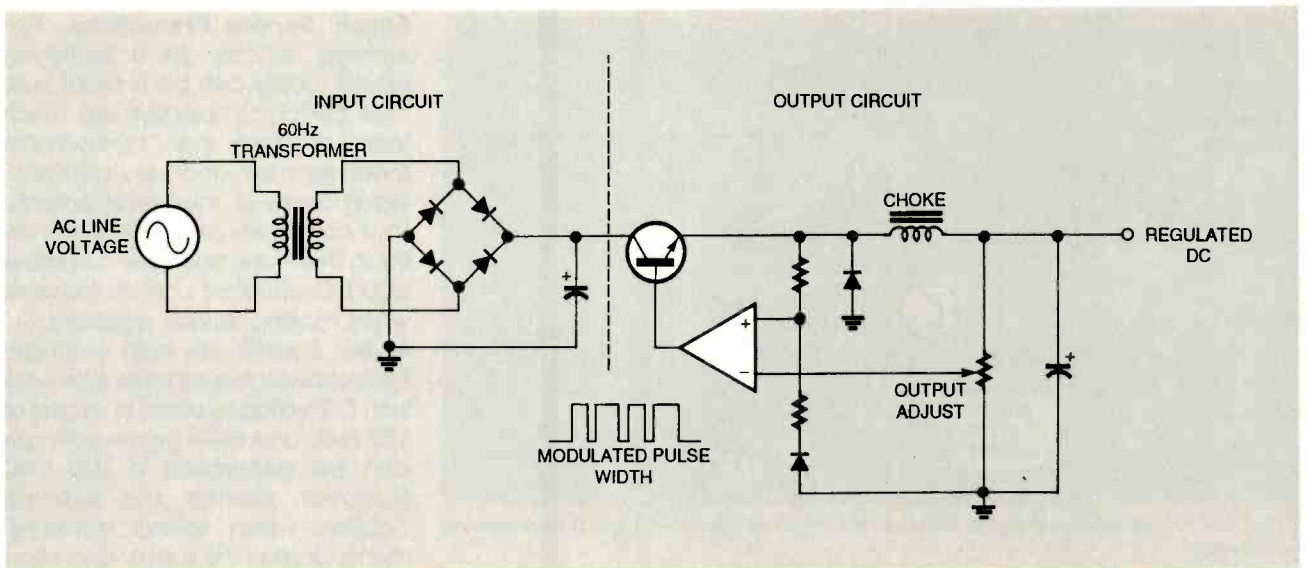


Fig. 6. In the hybrid switching supply, a standard power transformer is used to step down the AC line voltage before the input rectifier. This design combines the simplicity of a linear supply with the efficiency of a switching supply. It also eliminates the need for the high-frequency transformer.

sometimes reduce) the effects of RF outside of the supply.

When working with new switching power-supply designs, be prepared to experiment with different layouts and techniques to optimize performance. Often, noise and grounding problems may have to be solved by trial and error. Switching supplies must be designed to conform to FCC Class B requirements, as well as the European standard VDE 0871 for Class B RF products.

A switching power supply's ability to continually adjust the output voltage is not quite as good as that of its linear counterparts. That is because it takes a certain amount

of time to correct the width of each pulse. If the demands of the load change, it could require several pulse cycles to fully compensate for the change. A linear regulator, on the other hand, is able to compensate for continuous load changes almost instantly.

As an example, consider a switching power supply providing an output of 5 volts at 1 amp. If the load should change suddenly and draw 2 amps, the output voltage from the supply will tend to drop. Of course, the sense signal will feed back to the PWM circuit, which will adjust the pulse width and provide additional energy to the transformer to restore the original output volt-

age, but it can take up to ten times longer to correct for those changes than with a linear regulator.

That phenomenon also makes it more difficult to provide the rated output voltage at full load current, so switching-supply load regulation can be as low as 1%. While that seems fairly poor, especially when you consider that a well-designed linear supply can achieve better than 0.1% load regulation, it is still fine for most applications.

Ripple voltage is an undesirable signal that rides on the DC output signal. Its magnitude is greater in the output of a switching supply than a linear supply, sometimes exceeding 10 mV peak-to-peak. A

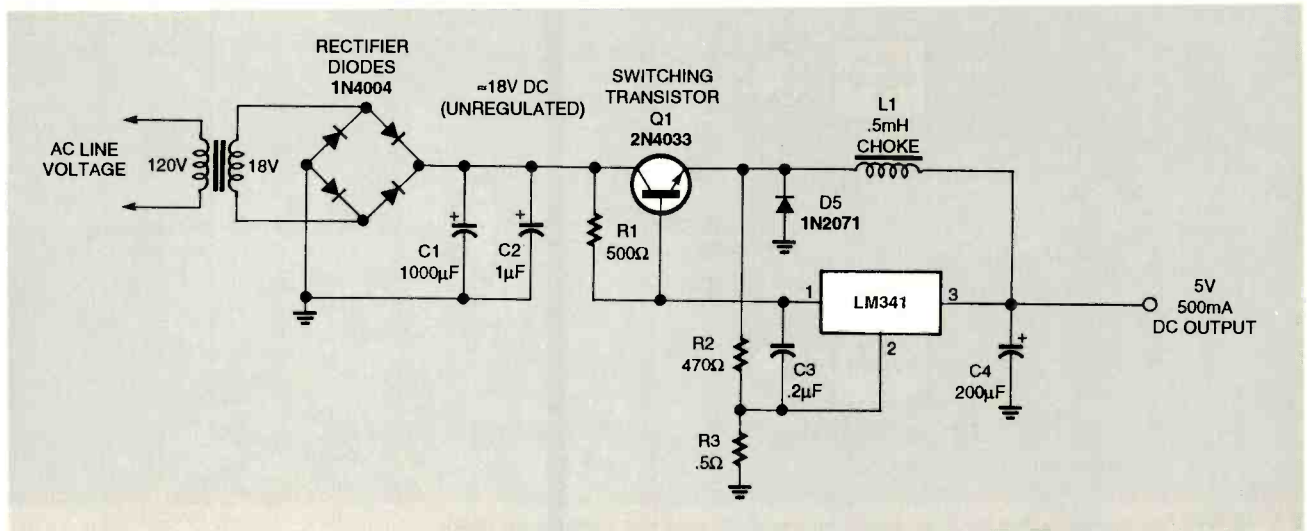


Fig. 7. The complete schematic for a practical 5 VDC, 500-mA hybrid supply is shown here.

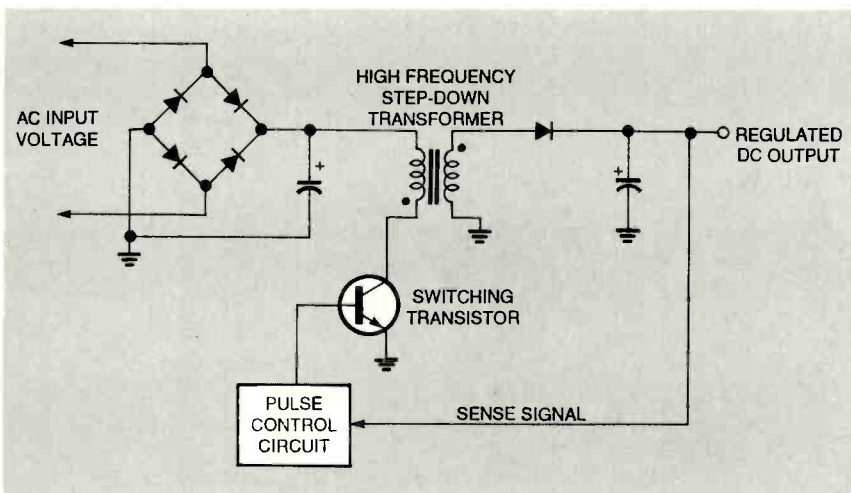


Fig. 8. For low-voltage supplies up to 100 watts, the flyback switcher shown here is an economical arrangement.

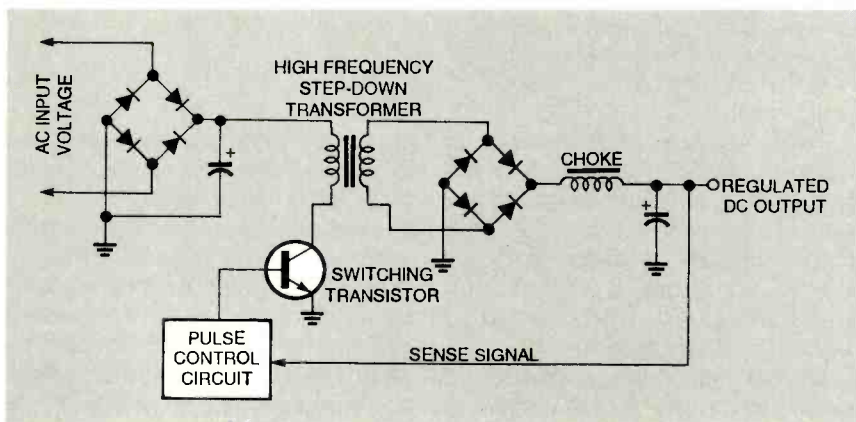


Fig. 9. The forward switcher shown here provides improved ripple suppression. It is practical for supplies delivering between 80 and 200 watts.

comparable linear supply can usually keep ripple to less than 1 mV peak-to-peak.

To make it easier to compare

the advantages and disadvantages of linear and switching supplies, Table 1 compares the key parameters of each.

Supply Service Precautions. Performing service on a switching power supply can be a tricky business. Switching supplies are much more complex than comparable linear supplies, and very demanding in terms of their requirements. That can make any service job difficult. There are, however, a number of basic rules that can be followed when making service decisions.

- Be careful of high voltage! Typical switching supplies can work with DC voltages easily in excess of 150 volts, and even higher voltages can be generated in 220 VAC European models. Use extreme caution when taking measurements. Unplug the supply and allow all filter capacitors to discharge fully before doing any work on the circuit.

- Watch out for the shielding. Shielding and grounding techniques are carefully employed to suppress RF signals within the supply. Replace and re-solder any shielding, and re-secure all grounds before operating the serviced supply. Otherwise, the supply may cause unpredictable RF interference to other equipment.

- Use only exact replacement parts. A switching supply is a fairly intricate assembly of components, each chosen to provide a certain effect in the circuit. Replacing components with values other than the original value can seriously impair the supply's performance. For example, replacing a timing com-

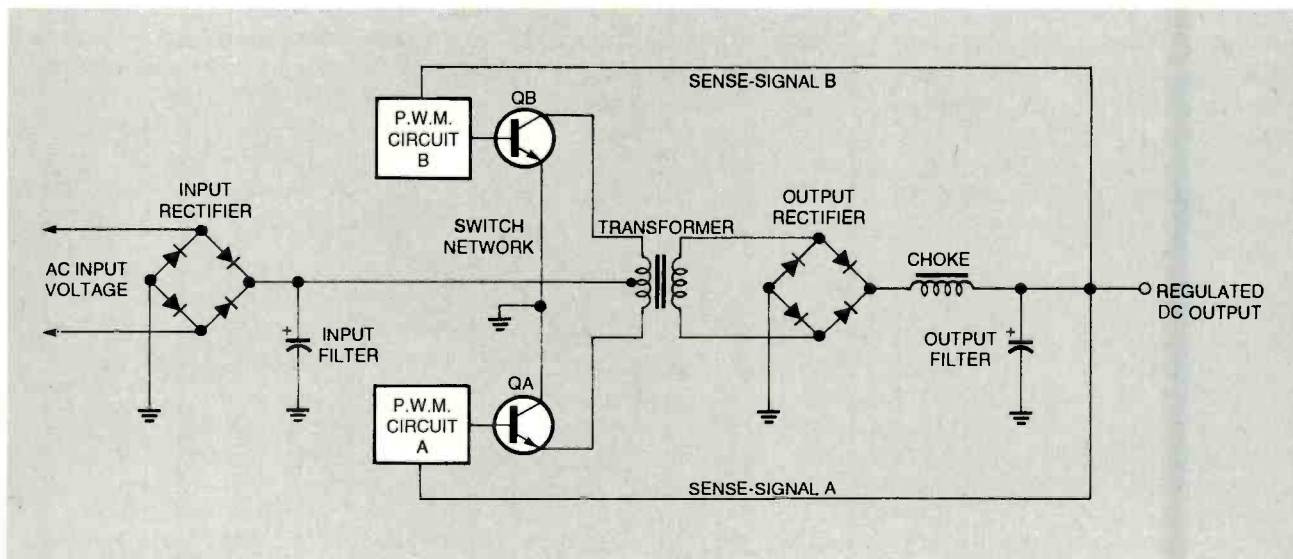


Fig. 10. While more complex than the other designs presented, the push-pull configuration shown here can be used in supplies up to 600 watts.

TABLE 1—COMPARISON OF LINEAR AND SWITCHING POWER SUPPLIES

| Parameter | Switching Supply | Linear Supply |
|--------------------|--|--|
| Efficiency | 60 to 80% | 30 to 50% |
| RF Noise | Can be a problem unless shielded | Usually negligible |
| Transformers | Smaller, lighter, high-frequency magnetics | Requires bulky 60-Hz magnetics |
| Ripple | 10 to 40 mV pk-pk | 1 to 5 mV pk-pk |
| Regulation | 0.3 to 1% (V_{FL}) | 0.05 to 0.1% (V_{FL}) |
| Power/Weight Ratio | 30 Watts/lb. (avg.) | 15 Watts/lb. (avg.) |
| Temperature Rise | 20 to 40 deg. C above ambient | 50 to 100 deg. C above ambient |
| Reliability | Cooler operation improves the reliability | Runs much hotter and can degrade reliability |

ponent in the PWM circuit with a component of a different value can effect the switching frequency, which, in turn, may render any RF suppression techniques (which have been optimized for the original frequency) ineffective. Also, use only the same type of parts. If a tantalum capacitor must be replaced, it should be replaced with a tantalum capacitor of the same value. The same is true for all other components.

- Leave calibration adjustments alone. Some versions of switching supplies may contain one or more adjustments to alter such things as current output, voltage reference, or some aspect of the switching circuit. Unless the tools and instruments are available to perform a proper service alignment, it is usually best to leave those adjustments alone. Otherwise, an improper adjustment can degrade the supply just as much as the use of an improper component.

Conclusion. The switching power supply, like all other power supplies, must convert an AC line voltage into some value of DC voltage and current that is used to power an electrical load. A switching supply accomplishes that by chopping a high-voltage, unregulated DC signal at very high frequencies (radio frequencies), transforming the chopped DC into a lower-voltage AC signal, then re-rectifying and re-filtering the AC signal into the desired DC voltage.

The primary advantage of the switching technique is efficiency.

Much less power is wasted in a switching supply than in a linear supply, so more output power can usually be developed for the same amount of input power. Another advantage is compactness. Even though more components are needed to make a switching supply, they can be much smaller. That results in a smaller overall assembly.

There are some disadvantages encountered in switching supplies. RF noise is the most serious of those. The high-frequency signals generated by the switching network can cause serious interference in other circuits. A variety of noise-suppression techniques are used to keep the RF under control. Regulation and ripple are not as good as in a comparable linear supply, but a switching supply will still work well in many applications.

As switching frequencies rise and RF suppression techniques become more effective, switching power supplies will become the preferred supply for high-power applications where efficiency and size are critical. Ω

**BE A TEACHER.
BE A HERO.**

Call
1-800-45-TEACH.



PLASMA GLOBE

(Continued from page 39)

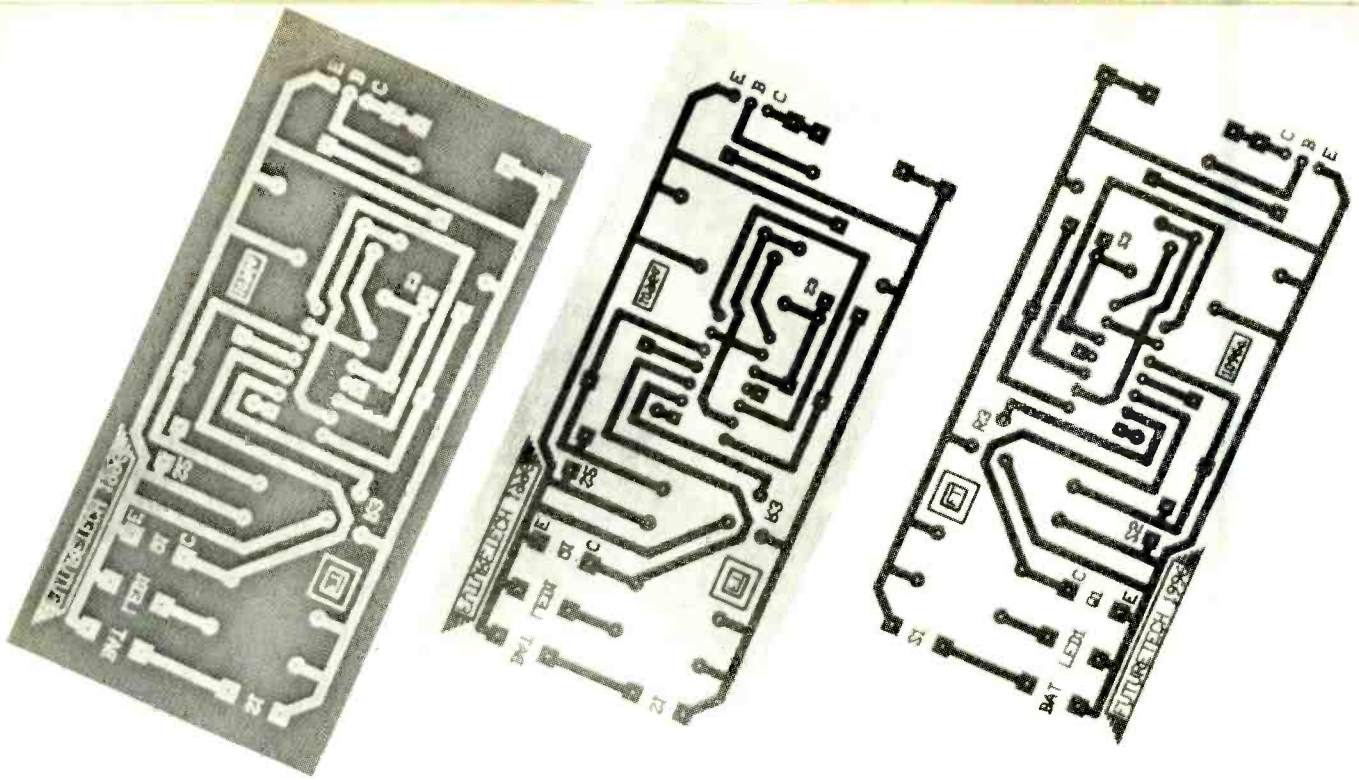
bent 90 degrees. Drill and tap a hole through the bent prong so that it can be attached to the small screw in the top cap. Whenever possible, use clear burned-out light bulbs—they work just as well as good ones.



Here is a standard television-flyback transformer. Modifying it by adding a new primary winding is the heart of the Poor Man's Plasma Globe.

Many interesting experiments can be carried out with the Poor Man's Plasma Globe. You can test different incandescent light bulbs for various effects, try lighting up fluorescent tubes, or even connect a mini-Jacob's Ladder to the output. If you try the Jacob's Ladder, don't expect much in the way of dramatics. You need a lot more than 7 amps to climb a big ladder.

The one important thing to remember with any high-voltage experiment is safety! Nikola Tesla would routinely adjust his high-voltage equipment with one hand in his pocket in order to prevent any accidental shock from zapping his heart. His death at the ripe old age of 86 is testimony to the fact that one can never be too cautious around electricity—high-voltage or otherwise. Ω



MAKE YOUR OWN PC BOARDS USING TONER-TRANSFER PRODUCTS

Once you've learned how, there's no easier way to make PC boards, especially if you need more than one.

What's the easiest way to make ten or twenty identical printed circuit boards? Well, while there's many different techniques you could use, in my experience toner-transfer products are your best bet!

Now, perhaps you've heard that they don't work very well, or that they're a hassle to use. Well, the truth is that toner-transfer products (which we'll refer to as TTPs) require time and effort to learn to use properly, but once that effort is expended, they'll save you an enormous amount of work, time, and money.

For the balance of this article, we'll show you how to use TTPs, and help you decide which TTP is best for your needs. We'll look at DynaArt's Toner Transfer System, Techniks' Press-n-Peel (both blue and wet versions), and Meadowlake's TEC-200 Image Film; explore the similarities and differences of those products; and most importantly, compare the results you can

LARRY BALL


obtain with each. We'll also cover tips to save you money when using TTPs, and help you get better results.

TTPs fall into two broad categories: transparencies and coated papers. Transparencies are ironed on and carefully peeled off, while coated papers are ironed on and soaked to remove the TTP. However, aside from that difference, the steps and procedures followed when using all TTPs, which are described below, are pretty similar. The PCB artwork is usually created using a computer program. The artwork is transferred to the TTP with a laser printer (although it can be transferred using a copying machine, as in the case of magazine artwork). The artwork is then ironed onto an extremely clean printed-circuit board (PCB), the TTP is removed and the PCB (which now has the artwork on it) is etched to remove

unwanted copper. Let's take a closer look at how each step is done.

Creating the Artwork. Unless you're using artwork from a magazine article or the like, you'll have to create your own using a PCB drawing program. If you are already familiar with those programs, you know what's involved and how easy it can be. Unfortunately, space prevents us from going into those programs in any great detail. However, the good news is that the January 1996 issue of **Electronics Now** features an excellent article on the subject. It is a great introduction to the topic and features discussions of some of the most popular packages on the market.

Transferring the Artwork to the TTP. Once the artwork has been created, it must be transferred to the TTP. Whether you're using a laser printer or copying machine, be sure to print your artwork on ordinary



After you create the PC-board pattern using any PCB drawing program, it is output on a standard laser printer. Use the printer's darkest setting and select the straightest possible paper path. Place multiple images on a single sheet to conserve the toner-transfer media.

paper to check its orientation and quality. It's better to waste a sheet of copy paper than a sheet of TTP.

Large copying machines work better than small ones. For example, DynaArt recommends Xerox

10xx, 50xx series, and Kodak three-digit model-number machines. Since the toner will become the actual etch resist, all copying machines and laser printers should be set to their darkest settings.



After ironing, paper-based TTPs are soaked in water to remove the paper from the PCB. Be patient as peeling the paper before it has soaked off could produce poor results.

Avoid getting fingerprints or dust on the TTP since they degrade its performance.

Once the artwork is transferred, the TTP can be carefully stored for later use.

Preparing the PCB. A properly prepared PCB can make the difference between a good toner transfer, or a frustrating, wasted effort. After you de-burr the board's edges, it has to be thoroughly cleaned. There are expensive chemicals that will do the job, such as London Chemical's Loncoterge, but the usual solution is to scrub the board with an abrasive cleaner (like Comet) until it's completely spotless, turns a hot pink color, and water forms sheets on it. Never forget that the end product of the transfer is directly related to how clean the board is!

Next, to improve adhesion, rough up the surface with Scotch-Brite, steel wool, or 400-to 600-grit wet/dry sandpaper. In my experience, regardless of which TTP is used, 400-grit sandpaper seems to work best.

Once that is done, rinse the board with rubbing alcohol and dry it with a paper towel or blow dryer. Allowing it to air dry usually results in tarnish on the PCB.

Transferring the Artwork to the PCB. TTP manufacturers suggest several methods of transferring the artwork from the TTP to the PCB. The most common method is to place the PCB on a flat, heat-resistant surface, with the TTP on top of it, and the iron on top of the TTP; and then to apply moderate pressure for a specified time at a specified temperature. The times and temperatures specified by the manufacturers are provided in Table 1.

There's an alternate method that is useful for large PCBs and/or paper-based TTPs: Place several pieces of thin cloth on a flat surface, the TTP on the cloth, the PCB on the TTP, and the iron on top of this stack. Slightly more time is needed when using this "upside-down" method.

Still another method for small boards is recommended by the makers of TEC-200. They suggest

heating the PCB itself, and then placing the TTP on top of the heated board and using a small rubber print roller to apply the TTP.

Since different toners melt at different temperatures, you'll have to experiment to find the time and temperature that works best with your toner and system. Generally, it's okay to use more time (up to several minutes more). The times, temperatures, and techniques that have worked well for the author are given in Table 2.

What about motion? Well, when heating the PCB and TTP with the iron, Techniks suggests that you concentrate on getting one corner to adhere, and then apply the heat using a circular motion, especially towards the outer edges. Usually, just moving the iron every 30 seconds will provide even heat and pressure.

Once the artwork is ironed on, transparency-based TTPs are cooled and then carefully peeled backwards 180 degrees. Paper-based TTPs are carefully placed in water to soak the TTP. The TTP will peel off on its own in a few minutes (avoid the temptation to help it!). In either case, the PCB will usually need to have the transferred artwork touched up with an etch-resist pen. Inspect the PCB with a magnifier to see if you've missed any tiny holes or cracks in the traces. If you consistently get more than a couple of "drop outs" in your traces, you'll need to adjust your time, temperature, pressure, PCB cleanliness, or technique.

The PCB is now ready to etch, and should be etched immediately for best results. Waiting will allow the PCB to tarnish, and may result in a poorer final product.

Product Comparisons. An article like this one would be incomplete without some more in-depth discussion of the various products and the results obtained with each, as well as some product-specific hints and techniques that the author has found helpful. For these comparisons, note that all printing was done with a new OKIDATA OL600e laser printer using an OEM toner-and-drum cartridge. The printer was set on its darkest setting. The

**TABLE—1
MANUFACTURER'S RECOMMENDED TIMES AND TEMPERATURES**

| Product | Time | Temperature |
|--------------------------------|------------------------------|---|
| TEC-200 DynaArt | not specified 2-3 minutes | 265-295 degrees F; "wool" setting 300-350 degrees F (possibly more); "cotton" setting |
| Techniks PNP (Wet and Blue) | 45-100 seconds | 200-225 degrees F or higher; "steam" setting |

manual paper feed and auxiliary paper exit were used to provide a paper path with the least number of bends. Toner was transferred to over 60 identically cleaned PCBs, and over 20 were etched. Sizes varied from 4 by 5 inches to 1½ by 2 inches. The benchmark was 2 by 4

inches. As expected, it was found that TTPs are easier to use with smaller PCBs.

Techniks' PNP WET. In the author's opinion, PNP WET is the most forgiving TTP tested. It works well over a wider range of temper-

TTP TIPS

If the artwork doesn't transfer completely, the most likely causes are: not enough time, PCB not clean enough, temperature too low, or uneven heat and/or pressure.

If the edges of your artwork appear "squashed" on the PCB, you probably used too much pressure.

Don't leave the iron in one place more than 30 seconds even when transferring the TTP to a PCB smaller than the iron. It needs to be moved to provide even heat and pressure.

When ironing a transparency, you can usually tell when it's ready by looking for the pattern to become more apparent.

All copying machines and laser printers should be set on their darkest settings!

Whether you're using a laser printer or a copying machine, be sure to print your PCB on ordinary paper first to check its orientation and quality.

Allow your iron to heat up for several minutes to give a consistent temperature.

Here's a method that is useful for large PCBs and/or paper-based TTPs. Place four pieces of thin cloth on a flat surface, the TTP on the cloth, the PCB on the TTP, and the iron on top of this stack. Slightly more time is needed to use that "upside-down" method.

When printing on TTPs with a copier or a printer, use the paper path with the least number of bends.

Paper-based TTPs can be sprayed with lacquer after printing, and then soaked to obtain a see-through sheet of artwork useful for making faceplates and decals.

DynaArt suggests replacing your drum with an "acrylic" high-capacity drum and your toner with high-density "graphics" toner. They sell those products, as well as

a "super fuser" to replace the iron in the toner-transfer process.

To save money on their TTP, DynaArt also suggests cutting it into pieces slightly larger than your PCB artwork, and taping the pieces on a sheet of copy paper (with a paper-type tape, and on the leading edge only), and then sending the copy paper/TTP combination through the printer. If your printer won't pass two sheets of paper taped together, you'll need to cut an appropriate hole in the copy paper.

Another idea for getting the most out of your TTPs is to put multiple images on a single page.

When drawing your PCB artwork, remember that larger traces and pads are more forgiving in the toner transfer process.

Etching your PCBs in a heated bubbling tank will save you an enormous amount of work; the December 1989 issue of **Radio Electronics** has an excellent article on one you could build yourself.

Gaps in traces on finished PCBs may be repaired with a Circuit Works conductive pen.

Techniks (PNP WET/BLUE) recommends that the image transfer sheet be cut leaving at least ¼-inch around the circuit pattern.

Leave no more than a ½-inch border of clear film around the pattern, when using TEC-200 Image Film, to avoid distortion in the transferred artwork.

TEC-200 Image Film could be used to create a mirror image of your artwork, when used in a copier. For best results, a clean white sheet of paper should be placed on top of the film being copied. The film used to make the intermediate copy can then be cleaned with an organic solvent and reused.

NAMES AND ADDRESSES

| Product | Price and Suppliers |
|--|---|
| DynaArt Toner Transfer System (paper-based product) | 5 sheets/\$15.00 DynaArt Designs 3535 Stillmeadow Lane Lancaster, CA 93536 Tel: 805 943-4746 |
| Techniks Inc. Press and Peel (BLUE is transparency based) (WET is paper-based product) | 20 sheets/\$30.00 Techniks Inc. P.O. Box 463 Ringoos, NJ 08551 Tel: 908 788-8249 |
| TEC-200 (transparency-based product) | 5 sheets/\$3.95 DC Electronics P.O. Box 3203 Scottsdale, AZ 85271 Tel: 800 467-7736 |
| Loncoterge (copper cleaner) Part #CU3-1QT | \$17.75/quart Kepro Circuit-Systems 630 Axminister Drive Fenton, Missouri 63026 Tel: 800 325-3878 |

Note: Single sheet quantities of toner-transfer products are available from Futuretech (P.O. Box 6291, Gulf Breeze FL 32561, Tel: 904 932-9682); DynaArt Designs \$3.50/sheet, Techniks Press and Peel (both WET and BLUE) \$2.00/sheet, Meadowlake TEC-200 \$1.15/sheet. Sample pack of one each of all four toner transfer products \$8.50/pack. Add \$3.00 for shipping and handling. Florida residents add 7% sales tax.

atures, times, and pressures. It usually applies cleanly with very few "drop outs." The end result (etched PCB) is among the best tested. This TTP works well when applied using the "upside-down" method with four thin sheets of cloth placed underneath it.

Techniks' PNP BLUE. PNP BLUE is different than other TTPs in that it transfers a coating in addition to the toner. The coating/toner combination sticks extremely well to the PCB and provides extra protection during etching.

On the down side, you have to be very careful to use a light pres-

sure and correct temperature, or you'll lose fine detail in your traces. Furthermore, the coating is so thick that you have to be more careful while touching up any "drop outs" as the etch-resist pen must fill in both the "drop out" and the transition between the thickness of the coating and the PCB. Fortunately, this technique usually requires very little touching up.

The durability of the extra coating makes it one of the most reliable TTPs tested. To get the best results, this product should be applied using the right-side-up method with a thin sheet of cloth between it and the iron.

Meadowlake's TEC-200. With TEC-200, it is easy to consistently get clean, sharp transfers. However, the clean, sharp image can be deceiving. When using TEC-200, you'll need to strike a balance between a higher temperature (which will give the best adhesion), and a lower temperature (which will give you the darkest, most solid traces). Also, avoid excessive pressure, which will make the traces squash internally and become "see-through." "See-through" traces will result in tiny holes in your etched PCB's.

Once you've found the proper temperature and pressure, this product will give you easy, consistent results. It's best applied using the right-side-up method with one thin sheet of cloth between it and the iron.

DynaArt's Toner Transfer System.

DynaArt's Toner Transfer System can give you sharp PCB images with few "drop outs," but it won't tolerate inconsistent or sloppy application techniques. To get consistent results, your time, temperature, and pressure must be very consistent. It also requires more pressure than other TTPs. Unless you're transferring your artwork to a PCB larger than your iron, the right-side-up method is best for this product.

Conclusion. The good news is that all the TTPs tested will do the job. The bad news is that even with the ones that are easiest to use, you'll need to do some trial and error experimentation to get the correct combination of time, temperature, and pressure for your printer's toner, and to get a feel for using the product. Even then, one or two small "drop outs" per PCB are to be expected.

TTPs require effort on the part of the user. But once you learn the best methods, TTPs will save you loads of time, money, and effort. To help reduce the learning curve a bit, many of the points addressed in this article, as well as a few additional ones, are summarized in the box titled "TTP Tips." Ω

TABLE 2—AUTHOR'S SETTINGS



| Product | Time | Conditions |
|----------------------|------------|--|
| TEC-200 | 3½ minutes | 250 degrees "permanent-press" setting light pressure |
| DynaArt | 4½ minutes | 410 degrees "linen-high" setting heavy pressure |
| Techniks PNP WET | 4 minutes | 310 degrees "wool-cotton" setting upside down method |
| Techniks PNP BLUE | 3 minutes | 275 degrees "wool" setting light pressure |

BUY BONDS


IT'S EASY AS 1-2-3

Take **5**
Books
for only **\$4⁹⁵**

when you join the
Electronics Book Club®



0112738 \$47.95
Hardcover



0157537 \$44.95
Hardcover



024247X \$49.00




0487375 \$24.95




0501149 \$26.95



1574875 \$19.95



0582165 \$19.95



0044392 \$12.95




1573119 \$19.95



1576568 \$21.95




0317917 \$60.00



1554637 \$16.95



5869349 \$44.00



0236143 \$24.95

Electronics Book Club®

A Division of The McGraw-Hill Companies
P.O. Box 549, Blacklick, OH 43004-9913

YES! Please send me the books listed below, billing me just \$4.95, plus shipping/handling & tax. Enroll me as a member of the **Electronics Book Club®** according to the terms outlined in this ad. If not satisfied, I may return the books without obligation and have my membership cancelled. I agree to purchase just 3 more selections at regular Club prices during the next 12 months and may resign anytime thereafter.



If you select a book that counts as 2 choices, write the book number in one box and XX in the next.

Name _____

Address/Apt. # _____

City/State _____ Zip _____ Phone _____

Valid for new members only, subject to acceptance by EBC. Canada must remit in U.S. funds drawn on U.S. banks. Applicants outside the U.S. and Canada will receive special ordering instructions. A shipping/handling charge & sales tax will be added to all orders.

RE897C

PHONE: 1-614-759-3666 (8:30 a.m. to 5:00 p.m. EST Monday-Friday) **FAX: 1-614-759-3749** (24 hours a day, 7 days a week)

WITH EBC...

**VALUES TO
\$314.50!**

| | | | | | | |
|--|--|---|--|--|--|--|
|  <p>Security Systems Technician Start and Run a Money-Making Business</p> |  <p>Antenna Design GEORGE W. WYSE</p> |  <p>COMPACT DISC PLAYER MAINTENANCE AND REPAIR</p> |  <p>ROBOT BUILDER'S BONANZA 99 INEXPENSIVE ROBOTICS PROJECTS</p> |  <p>COMPUTER TECHNICIAN'S HANDBOOK 3rd Edition</p> |  <p>TV REPAIR FOR BEGINNERS</p> |  <p>VCR REPAIR ILLUSTRATED</p> |
| 0717753 \$19.95 | 0428433 \$60.00 | 1570519 \$17.95 | 1571469 \$18.95 | 1575472 \$29.95 | 073092X \$19.95 | 0707618 \$19.95 |
|  <p>How to test almost everything electronic</p> |  <p>THE ALARM SENSOR & SECURITY CIRCUIT COOKBOOK</p> |  <p>ELECTRONIC TROUBLESHOOTING</p> |  <p>BUILD YOUR OWN TEST EQUIPMENT</p> |  <p>START YOUR OWN COMPUTER REPAIR BUSINESS</p> |  <p>REPAIRING Beyond the Basics</p> |  <p>DIGITAL SATELLITE SERVICE</p> |
| 1577564 \$24.95 | 0304068 \$17.95 | 0497060 \$29.95 Hardcover | 0650780 \$24.95 | 0155593 \$22.95 | 9119018 \$32.95 | 0305226 \$34.95 Hardcover |
|  <p>CABLE COMMUNICATIONS</p> |  <p>ELECTRONIC POWER CONTROL</p> |  <p>ALL THUMBS GUIDE TO REPAIRING MAJOR HOME APPLIANCES</p> |  <p>DIGITAL COMPUTER INTERFACES</p> |  <p>DC POWER SUPPLIES</p> |  <p>Troubleshooting & Repairing Camcorders</p> |  <p>FIBER OPTICS TECHNICIAN'S MANUAL</p> |
| 0242046 \$39.95 Hardcover | 0053553 \$50.00 | 0239193 \$27.95 Hardcover | 071746X \$12.95 | 030419X \$55.00 | 0114951 \$39.95 | 0157596 \$44.95 |
|  <p>EASY LASER PRINTER MAINTENANCE AND REPAIR</p> |  <p>BUILD YOUR OWN MULTIMEDIA PC</p> |  <p>PROFESSIONAL PHOTOCOPIER TROUBLESHOOTING & REPAIR</p> |  <p>BASIC</p> |  <p>UNDERSTANDING TELECOMMUNICATIONS AND LIGHTWAVE SYSTEMS</p> |  <p>Homemade LIGHTNING</p> |  <p>FIBER OPTICS TECHNICIAN'S MANUAL</p> |
| 5876140 \$30.95 | 0359768 \$19.95 | 9122264 \$39.95 | 0358893 \$29.95 | 0304084 \$24.95 | 5876019 \$34.95 | 0215286 \$19.95 |

Electronics Book Club®

THE LEADING SOURCE OF INFORMATION FOR ELECTRONICS HOBBYISTS FOR OVER 30 YEARS!

As a member of the **ELECTRONICS BOOK CLUB...**

■ Enjoy receiving Club bulletins every 3-4 weeks containing exciting offers on the latest books in the field at savings of up to 50% off the regular publishers' prices. ■ If you want the Main selection, do nothing and it will be shipped automatically. If you want another book, or no book at all, simply return the reply form to us by the date specified. You'll have at least 10 days to decide. ■ If you ever receive a book you don't want due to late delivery of the bulletin, you can return it at our expense. Your only obligation is to purchase 3 more books during the next 12 months, after which you may cancel your membership at any time. ■ And you'll be eligible for **FREE BOOKS** through our Bonus Book Program.

A shipping/handling charge and sales tax will be added to all orders. All books are hardcover unless otherwise noted. (Publishers' Prices Shown) © 1997 EBC

By now, most hobbyists are familiar with—and have possibly even tried—one or more of those multi-waveform function-generator chips. A few extremely versatile examples are the ICL8038, the XR-2206, and the MAX038 monolithic generators. All of those devices provide sine-, square-, and triangle-wave outputs with assorted other features.

However, in spite of their sophistication, those chips do have their shortcomings. It is, after all, difficult to pack all of the required circuitry onto one substrate. The first thing you will notice is that the minimum required power supply is 10 volts at moderate current levels. This means that at a bare minimum, two 9-volt batteries driving ± 5 -volt regulators would be needed. However, the current demands would preclude the use of batteries. A line-operated power supply would be more reasonable, eliminating the possibility of a portable unit.

The waveforms generated by the chips are largely quite good for a single-frequency design. Unfortunately, most variable-frequency designs result in a square-wave whose duty cycle doesn't remain constant as the frequency is varied. That, in turn, causes non-symmetrical triangle waves, which results in sinewave distortion to various degrees.

Trimming the sinewave output into a smooth shape can also be rather trying. The most common drawback is what can be described as a "blur" at the maximum excursions. That defect is difficult to get rid of. It occurs because the maximum amplitude of the triangle wave must be held constant over the entire frequency range for the sine-shaping circuit to work properly. That is extremely difficult to do in any design due to propagation delays in the circuitry.

Those problems have been eliminated in the Do-It-Yourself Function Generator presented here. It is designed to operate on one standard 9-volt battery with a low current draw, making it easily portable. Unusual techniques have been used to provide squarwaves, trian-

BUILD THE D.I.Y.



FUNCTION GENERATOR

Here's a handy way to bring your test bench out into the field: a function generator that is small, lightweight, and battery-powered!

gle waves, and smooth sinewaves over a frequency range of 10 Hz to 100 kHz at a nearly constant duty cycle. For true portability, a built-in analog frequency display meter has been included for accurate frequency setting.

As with any complex design, some compromises have been made to achieve optimum performance. The unit provides very good waveforms throughout its frequency range. It has been intentionally limited to 100 kHz for negligible propagation-delay problems. The output swing is limited to ± 1.5 volts in order to work within the constraints of the 5-volt power supply voltage.

The "Classic" Function Generator.

In order to obtain a good understanding of how a typical function generator works, we will discuss the "classic" function generator shown

in Fig. 1. With only three op-amps in its circuit, that basic design is capable of only low frequencies. It does illustrate, however, the feedback principles involved in all generator designs.

A *hysteresis amplifier* is a standard op-amp using positive feedback (through R_D) to achieve a voltage-comparator-like response. A feature of hysteresis amplifiers is that there are two reference levels. When the output changes state, the reference level is switched from one to the other. For example, let's say that the two reference levels are set at 2 volts and 4 volts. If the output switches high when the input rises above 4 volts, the input would have to drop below 2 volts for the output to switch back to the low state. Thus, its output has only two stable levels—positive-maximum voltage, and negative-maximum voltage, which are both near

the supply-rail voltages. Hysteresis is provided via the voltage divider composed of R_A and R_B .

The integrator is also a standard op-amp with a capacitor (C_T) providing negative feedback. If a constant voltage is applied to input resistor R_T , a constant current charges the capacitor causing the output voltage to ramp up or down.

For a starting point, assume that the hysteresis amplifier's output is at a negative voltage. The integrator op-amp will try to make its inverting input equal to the ground reference on its non-inverting input. The voltage applied across C_T will charge it at a linear rate, so the integrator's output voltage will ramp up positively. Voltage divider R_A - R_B holds the hysteresis amplifier's non-inverting input below ground until the integrator's output voltage becomes positive enough to pull the input above ground.

At that point, the hysteresis amplifier's output shifts to a positive voltage. The integrator's non-inverting input is now too high, so C_T begins to discharge at the same linear rate at which it was charged. The integrator's output voltage ramps down. The hysteresis amplifier's input is held above ground by R_A and R_B until the integrator's out-

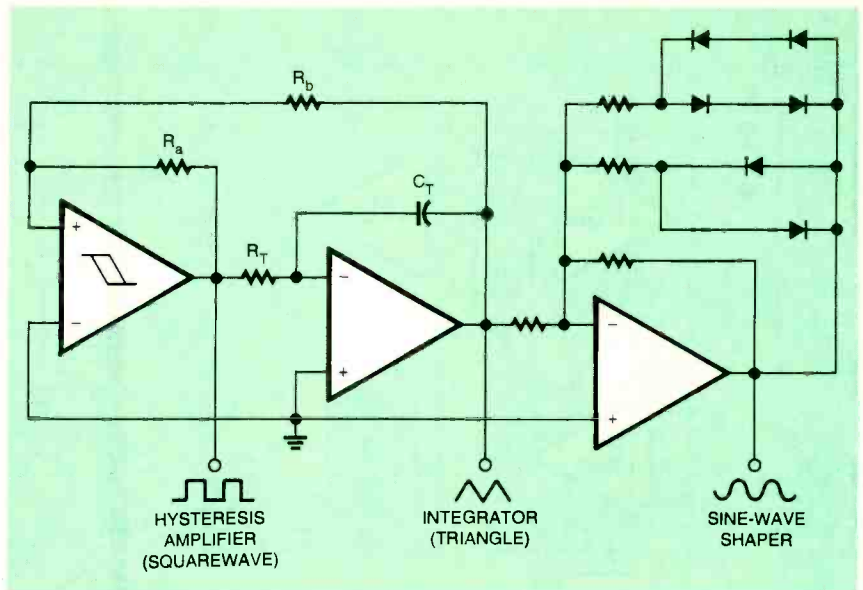


Fig. 1. A classic function generator provides sinewave, squarewave, and triangle-wave signals.

put voltage becomes negative enough to pull the input below ground, starting the cycle again.

As you can see, the hysteresis amplifier's output is a squarewave and the integrator output is a triangle wave. If the ground references are exactly halfway between the supply voltages, symmetrical waveforms are obtained.

The sinewave-shaping circuit is a standard op-amp with a special negative-feedback circuit called a

piece-wise linear function fitter. It is built with diodes and resistors. The values of the function-fitter components are selected by trial-and-error to approximate a sinewave by using the breakpoints provided by the diodes at different voltage levels.

Surprisingly good results are achieved using that method. However, it is sensitive to temperature variations, input-voltage variations, and exhibits the "blurbs" mentioned before. Analog multipliers

PARTS LIST FOR THE DO-IT-YOURSELF FUNCTION GENERATOR

SEMICONDUCTORS

- IC1, IC7—LM3080 transconductance amplifier, integrated circuit
 IC2—TLC555 CMOS timer, integrated circuit
 IC3—TLE2071 JFET op-amp, integrated circuit
 IC4—79L05 -5-volt voltage regulator, integrated circuit
 IC5—LM2917 frequency/voltage converter, integrated circuit
 IC6—TLE2074 quad JFET op-amp, integrated circuit
 LED1—Red light-emitting diode, low-power
 D1-D3—1N4148 silicon diode

RESISTORS

- (All resistors are 1/4-watt, 5% units unless otherwise noted.)
 R1, R23—5600-ohms
 R2, R22—10,000-ohm potentiometer, panel-mount

- R3, R15—3300-ohms
 R4—6200-ohms
 R5—500-ohm potentiometer
 R6, R11, R19-R21, R26—10,000-ohms
 R7, R9, R24—4700-ohms
 R8, R13—1000-ohm potentiometer
 R10—2700-ohms
 R12, R25—22,000-ohms
 R14—10,000-ohm potentiometer
 R16, R17—2000-ohms
 R18—1000-ohms
 R27—25,000-ohm potentiometer

CAPACITORS

- C1, C4, C16, C19, C20, C21—1- μ F, 16-WVDC, tantalum
 C2, C15—0.001- μ F, ceramic-disc
 C3, C18—0.1- μ F, ceramic-disc
 C5—0.01- μ F, ceramic-disc
 C6—910-pF, Mylar, see text
 C7—0.01- μ F, Mylar
 C8—0.1- μ F, Mylar
 C9—1- μ F, Mylar

- C10, C22—5-50-pF, variable
 C11—180-pF, polystyrene
 C12—0.0022- μ F, Mylar
 C13—0.022- μ F, Mylar
 C14—0.22- μ F, Mylar
 C17—10- μ F, 16-WVDC, electrolytic
 C23—20-pF, ceramic-disc

ADDITIONAL PARTS AND MATERIALS

- S1—Rotary switch, 2-pole, 4-position, non-shorting
 S2—Rotary switch, 1-pole, 4-position, non-shorting
 S3—Toggle switch, single-pole, double-throw
 J1—BNC connector, panel-mount, female
 B1—9-volt battery
 M1—100- μ A panel meter, analog
 Battery holder, 9-volt battery connector, enclosure, P.C. board, panel knobs, wire, hardware, etc.

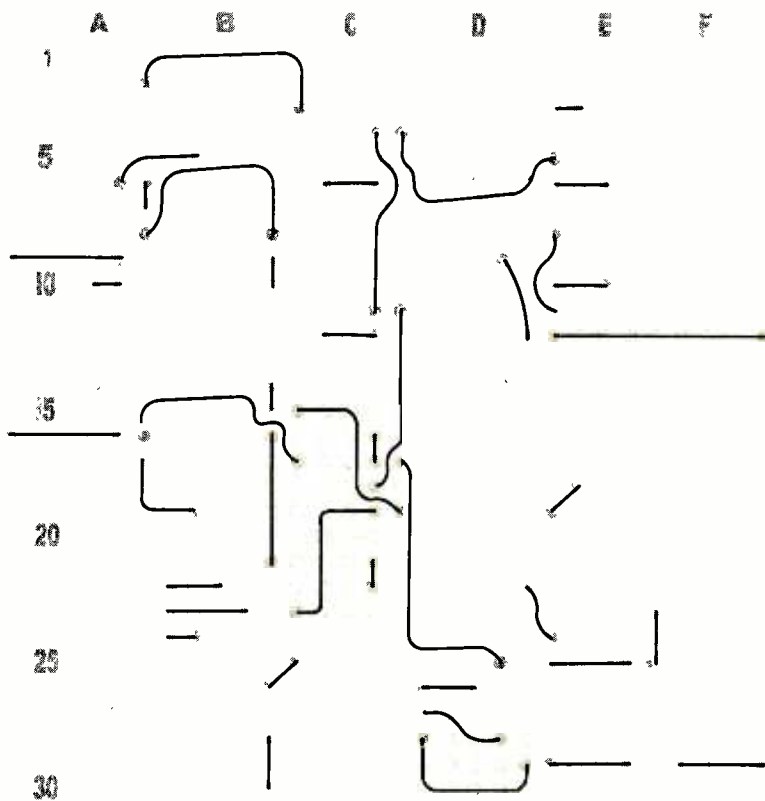


Fig. 3. If you want to use the same perfboard suggested in the text, this guide shows you where to install jumper wires. Don't forget to drill the additional holes for the ground connection.

and IC6-a, which varies the transconductance of IC1. The output current is a function of both the transconductance and input voltage.

The hysteresis amplifier is composed of IC2, a TLC555 CMOS timer, which has all of the components built into it for very fast switching. As the triangle wave swings between IC2's threshold voltages, which are $1/3$ and $2/3$ of its supply voltage of 5 volts, IC2's output provides the squarewave input for IC1. The frequency range is set by R5, limiting the input voltage to about ± 50 millivolts.

The full-scale frequency range is selected by S1-a in four steps: 100 Hz, 1 kHz, 10 kHz, and 100 kHz. The frequency of each range is set with R2. That allows the division of each range by about 10, yielding a linear output frequency change of 10% to 100% of full scale on each range setting. Typical output voltages for the squarewave are ± 2.5 volts, and ± 830 millivolts for the triangle wave. The triangle wave provides the

input for the sinewave-shaper portion of the circuit.

The sinewave-shaper network is formed by IC7 and IC6-c. The triangle wave input is buffered by IC6-b. Another transconductance amplifier is used for IC7, which is configured as a variable-gain circuit. The gain of IC7 is controlled by IC6-c.

Because IC6-c is configured as a negative absolute-value circuit that receives its input from IC6-b, its output is double the input frequency. With a triangle wave at ± 830 millivolts on the input, the negative-absolute output is between zero and -830 millivolts. The current generated through R14/R15 is applied to IC7's bias input at pin 5. It varies at a ratio of 1.85 to 1. The bias current linearly controls the transconductance, and thus the gain of IC7.

The positive peak-output voltage from IC6-c (zero volts) produces a gain that is 1.85 times higher in IC7 than at the negative peak-output voltage. The positive peak occurs at the input's zero-crossings. The negative peak (-830 millivolts)

occurs when the input is at its maximum. At that point, the gain applied to the input will vary from a maximum of 1.85 at zero volts to a minimum of 1.00 at ± 830 millivolts. The frequency-doubled output of IC6-c allows both the positive- and negative-input excursions to be shaped equally.

A gain change from 1.85 to 1 applied to the triangle-wave input produces an extremely good sinewave approximation. The waveform generated is actually parabolic in shape, and about ± 830 millivolts in amplitude when loaded by R22. If you compare the parabolic waveform to a true sinewave, you will note that the zero-crossings are slightly steeper than the sine, and that the peaks are slightly rounder.

The result is a low percentage of harmonic distortion—comparable to the monolithic generator chips. To see the distortion on an oscilloscope, the display will have to be one half cycle of the waveform and as large as possible on the screen. Above about 10 kHz, propagation delay will become noticeable as a very small "glitch" at the peaks of the sinewave; however, performance is not compromised.

The various waveforms are buffered and amplified by IC6-d. Any particular waveform is selected by S2. The output voltage, controlled by R22, can be varied from zero to ± 1.5 volts. The output available at J1 is stable under loads of up to 100 pF. Standard coax up to 36 inches in length can be used. Output current capability of ± 30 milliamps or more is typical.

The overall range of the output frequency is selected by S1-a and S1-b, which are ganged together. The display is a 100-microamp analog panel meter. The display is read directly as a percentage of full scale. A reading of 45 microamps with S1 set to the 10-kHz range would indicate 45% of 10 kHz, or 4.5 kHz.

Meter M1 is driven by IC5, an LM2917—a frequency-to-voltage converter. The display is calibrated by R27. Selecting C12-C14 in exact decade multiples will assure accuracy at the lower ranges. The 100-kHz range is calibrated separately

by C10. An accuracy of $\pm 1\%$ is typical with the unit.

Construction Tips. Circuit-board fabrication and layout techniques are not critical to the design. The author elected to use perfboard. One important consideration to keep in mind, however, is that the lead lengths should be kept as short as possible. One way to do that is to place the passive components as close as possible to their respective ICs in order to prevent any cross coupling of signals.

A suggested perfboard layout is shown in Figs. 3, 4, and 5. That layout is based on a general-purpose board available from RadioShack. The catalog number for the board is 276-168. The board measures $2\frac{3}{4}$ inches by $3\frac{3}{4}$ inches and has foil pads and power busses, making point-to-point wiring a simple job.

Before installing any components or wires, a series of small holes will have to be drilled in the board in order to mount some of the components to the ground distribution trace. That trace is a U-shaped foil pattern that surrounds the main pattern in the center of the board. Drill 11 holes—4 for the jumper wires, 5 for the components, and 2 for the panel controls. The locations for the holes can be seen in Figs. 3 and 4. Use a .040-inch diameter drill. Drill the holes in the approximate positions shown so that a component lead can be soldered to the U-shaped ground trace when inserted through the hole.

Following the locations shown in Fig. 3, install jumper wires on the board. For short jumpers that only connect holes that are next to each other, scrap component leads may be used. A better choice might be insulated wire-wrap wire. Using that type of wire would prevent any accidental shorts that would make troubleshooting much more difficult. For the longer wire runs, follow the routing that is indicated in Fig. 3. That will let the wires lay in between the components.

Next, install the components in the locations shown in Fig. 4. Some of the components will have to be mounted vertically in order to fit in the space allowed. If a component

has a lot of exposed lead, such as R4 and R15, slide some insulated sleeving over the leads. That will help prevent accidental shorts. Small-diameter plastic tubing or insulation stripped from an 18-gauge wire will work well to insulate the exposed component leads.

Although it is not necessary, using sockets for the ICs makes repairing the unit much easier if needed. Also note that the capacitors associated with S1 (C6–C14) are mounted on the board instead of the switch. That makes wiring the switch much easier.

It might be difficult to find a suitable source for C6—a 910-pF value is not one that is in great demand. An acceptable substitute would be to assemble one by placing a 0.01- μ F capacitor in series with a 0.001- μ F unit. Those two values in series result in a combined value of 909 pF—obviously not exact, but, at only 2 pF off, the error is under 0.25%. That is certainly close enough to not affect circuit operation at all.

For best sine shape, the forward conduction voltages of D1–D3

should be matched. A simple way to do that is to measure the conduction of a small group of diodes using the diode-test function on a DMM. Select three diodes that measure within about 1% of each other. The actual value is not important—only that the three values are as close to each other as possible. The values of R16 to R17 and R19 to R20 should also be as close to each other as possible. The value of R18 should be 50% of R17. If you do not want to match resistor values, you may use 1% units for those resistors.

As there are many panel controls involved, lay out the front panel of the enclosure carefully. The photograph of the author's unit at the beginning of this article only shows one possible arrangement. About two dozen connections will be made between the board and panel components, so good initial positioning will allow those connections to remain as short as possible.

It is important to connect R21 and C23 between the grounded side of R22 and the fast rise-time squarewave output at S2. Those

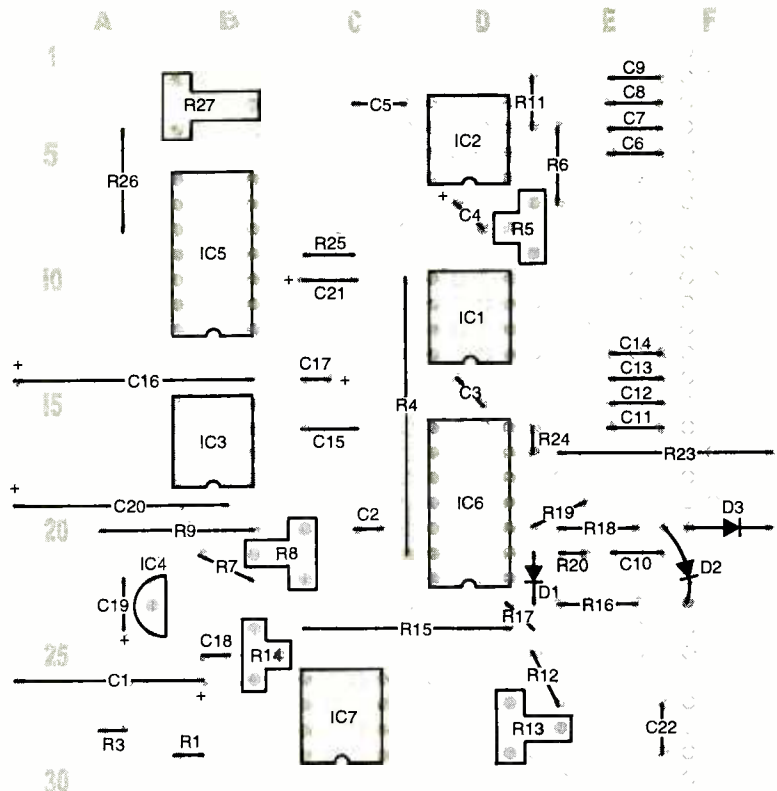


Fig. 4. After the jumper wires are soldered in place, the components are installed in these locations. Several components need to be connected to the ground trace, so drill additional holes for those connections before installing the parts.

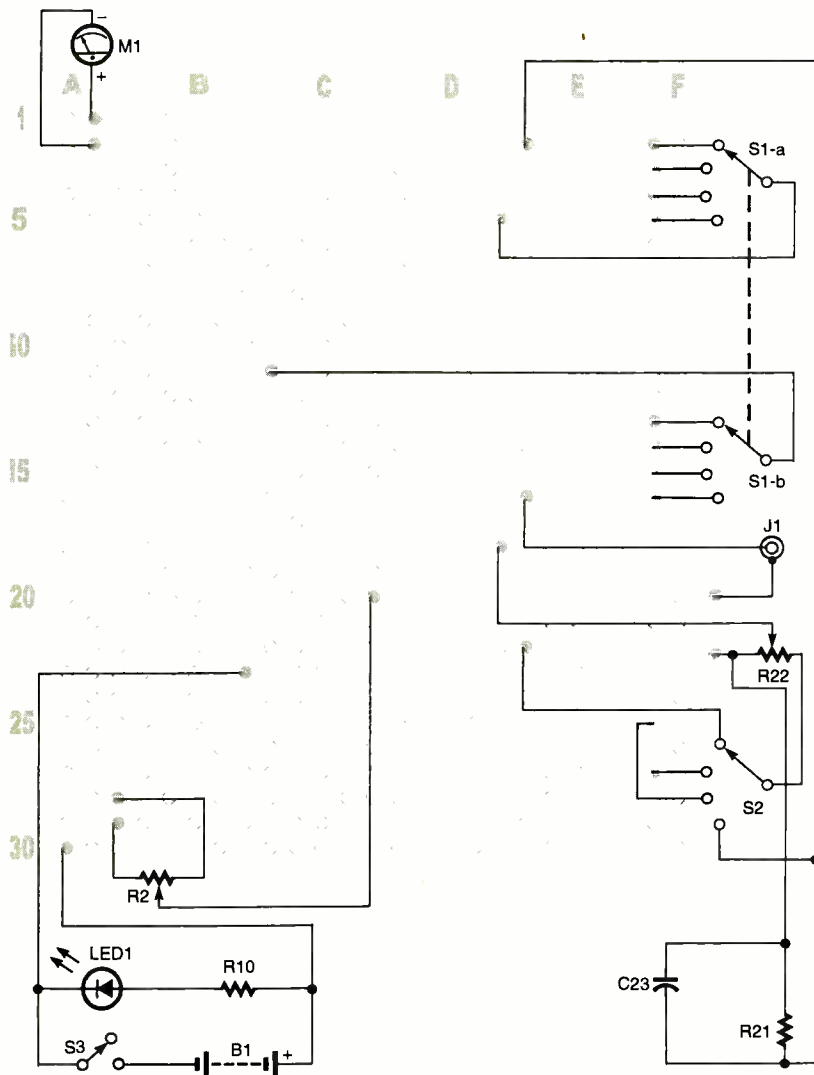


Fig. 5. Once the perfboard is wired and populated, the panel controls are wired up by following this connection diagram. Check the circuit against the schematic diagram before applying power. Extra care now will avoid burned-out components later!

components terminate the square-wave lead. That connection will eliminate any "ringing" of the squarewave throughout the rest of the circuit. The squarewave output lead itself should also be kept away from any other leads.

Any suitable plastic enclosure that can hold all the components and has room for the panel controls and displays can be used. A simple tilt stand was fabricated from heavy-gauge coat-hanger wire (1/8-inch diameter) and held in place with 1/8-inch cable clamps on the bottom cover.

Double-check all of your wiring on the board, paying particular attention to component polarities, and install the board on spacers in the enclosure. Connect all of the

panel components. When satisfied, install the ICs in their sockets and install the battery in its holder.

Set-Up And Calibration. Connect an oscilloscope (set up for direct DC coupling) to J1 with a standard 50-ohm BNC-cable assembly. The cable should not be longer than three feet.

Set the Function Generator up as follows:

- All trimpots to mid-rotation
- S1 for 1.0 kHz
- R2 full clockwise
- S2 to squarewave output
- R22 to mid-rotation

Turn on the power and set the oscilloscope to display a couple of cycles. Adjust R22 to display the squarewave at 2.0 volts peak-to-

peak. If a squarewave output cannot be seen and all of the wiring is correct, replace IC1. Although rated to provide at least a ± 1.5 -volt output swing with a 5-volt supply, some substandard LM3080 units may not be able to even achieve the ± 830 millivolts necessary to trigger the TLC555 timer.

Select the "CAL" position on S2. A frequency-doubled triangle wave should be displayed. Rotate R8 back and forth and note the waveform changes. Set R8 so that all of the negative maximum excursions are exactly equal in voltage. That setting gives the best overall symmetry.

Select the squarewave output with S2 and adjust R5 for an oscilloscope display reading of 1000 Hz, or a 1-millisecond time period. Adjust R27 for a full-scale display of 100% on M1, the frequency-display meter.

Select the sinewave output with S2. Adjust R13 for a smooth sine shape, and set R14 for a ± 1.0 -volt signal on the oscilloscope display. Both R13 and R14 tend to interact to some extent, so a little trial and error might be necessary to achieve the correct results.

Set S1 to 100 kHz full-scale, leaving R2 at full clockwise. Adjust C22 for the best sine shape. Select the squarewave output with S2, and adjust R2 for an oscilloscope display reading of 100 kHz, or a time period of 10-microseconds. Adjust C10 for a display of 100% on M1. This completes the calibration of your D.I.Y. Function Generator.

Going Further. The monolithic function generator chips offer a couple of other features not discussed yet, such as swept frequency and variable-duty-cycle functions. Those features are definitely feasible on the Function Generator.

Since IC1 is essentially a current-controlled oscillator, the frequency can be changed by switching the connection between R4 and pin 5 of IC1 to another source. By varying that control current in a linear or logarithmic fashion, the oscillator will sweep its frequency over quite a large range.

The current needed by the oscillator is about 45 microamps for 10%


of full scale on each range and about 450 microamps for 100% of full scale. If a current that sweeps from 450 nanoamps to 450 microamperes is input to pin 5 of IC1, with S1 set at 100 kHz we can sweep from 100 Hz to 100 kHz. The ratio of the sweep range would be 1000 to 1!

The usable linear range of control current for IC1 is between about 100 nanoamps and 1 milliamp. The absolute maximum value is 2 milliamps before damage occurs. Quite a wide range of sweep frequencies is possible. Of course, for other ranges, different values for C6-C9 may be chosen to suit. The reference for the current input is the -2.5-volt rail for proper operation, as pin 5 is actually one diode drop (0.7 volts) above that supply rail.

The generation of sawtooth or rectangular waveforms is easily accomplished with the circuit, simply by varying the duty cycle of the oscillator. As the input voltage to pin 3 of IC1 is typically about ± 50 millivolts, a shift in the ground reference voltage applied to pin 2 over a similar voltage will vary the duty cycle from 0% to 100%.

It is a simple matter to switch out the ground connection on pin 2. Apply a variable voltage from an external source that is capable of ± 50 millivolts. That source has to be referenced to the zero-volt circuit ground for proper operation. That technique will have little, if any, effect on output frequency.

As you can see, a lot of performance has been squeezed from a 9-volt battery-powered instrument. It is very simple to operate, yet provides accurate and predictable results. Three separate waveforms are available for any test we wish to perform, with all controls easily accessible. The unit can also be modified for many different features, which are limited only by your imagination. Ω



Take a closer look before you give

Support research and education through the organization

you trust: The American Heart Association. Before you

give, look for our heart and torch. To learn more call

1-800-AHA-USA1.

American Heart AssociationSM
 Fighting Heart Disease and Stroke



!!! BROADCAST FARTHER !!!

The model 220 is a 80-110MHz RF amplifier that connects to mono or stereo FM transmitters and produces a powerful 2-15 watt signal which could broadcast up to 5 miles or more! Requires 50-150 mW drive.

Step by step plans complete with part source information and antenna designs . . . **ONLY \$14 PLUS \$2 S&H NO C.O.D.'S**

Progressive Concepts
 BOX 586 STREAMWOOD, IL 60107
 (630) 736-9822 FAX: (630) 736-0253



Understanding Source Impedance, Electrochemistry Basics, The Energy Density of Gasoline, and More

AN INDEPENDENT RESEARCHER HAS SENT ME A PAIR OF NEW ENERGY CELLS TO EVALUATE. HE GENUINELY FELT THAT THOSE DEVICES REVEALED HIS NEW BATTERY BREAKTHROUGH. THE CELLS EASILY PRODUCED ONE NET WATT OF

power. On examination, the electrochemical devices appeared to be solidly based on traditional chemistry and physics. The volume and weight energy densities didn't look that bad either. The lab work certainly appeared to be credible and competent.

On the other hand, I felt that the researcher was not nearly as far along as he felt he was. In my opinion, the internal cell resistance appeared way too high, perhaps by two orders of magnitude or more, for any marketable technology. His ultimate energy density claims were based upon yet unproven developments. The stability, reaction separation, and longevity did not seem well established. Far more attention needed to be directed towards studying what others are doing in the field, especially on a somewhat similar emerging battery technology. Unfortunately, not all research is yet on the Net. For serious big-bucks development on major products, you still have to aggressively seek out the industry-insider trade journals or the scholarly publications, as well as using the tech libraries and conferences.

Be sure to use the premium search services such as Inspec, Compendex, or MathSci found on Dialog. But don't forget that patent searches are at best a minor and a uselessly mind-rotting sideshow—one focusing on losers and failures.

More on doing personal research can be found in PRIMREST.PDF and

RESBN60.PDF on www.tinaja.com. More on patents can be found in WHEN2PAT.PDF on the same Web site.

One good thing came about from examining these cells. It suggested some very interesting column topics.

Understanding Source Impedance

Almost any energy supply consists of one or more voltage sources, perhaps with a current source or two, and an unavoidable collection of resistors. However, a math trick called Thevenin's Theorem tells us that we can always reduce the source to an equivalent single voltage in series with a single resistor.

Thevenin's theorem is very handy in simplifying circuit analysis. Should AC sources also get involved, you're also likely to need to deal with capacitors and inductors. In that case, Thevenin tells us we can use a single voltage source with a series RLC impedance.

NEED HELP?

Phone or write all your US Tech Musings questions to:

Don Lancaster
Synergetics
Box 809-EN
Thatcher AZ, 85552
Tel: 520-428-4073

US e-mail: don@tinaja.com
Web: <http://www.tinaja.com>

For instance, in a real capacitor, the Thevenin resistance equals the ESR, which is short for Effective Series Resistance. The ESR gets very important in capacitors used in switch-mode power supplies. At higher currents, that ESR causes internal heating and limits rates of charge and discharge; it also totally trashes efficiency.

All those highly touted supercaps from a decade back never made it out of the gate because their ESR was often ridiculously high for most applications. Some new supercaps, based on carbon aerogels, seem to be solving the high internal-resistance problem. Polystor is one source for those. Anyway, even using dozens of Farads of supercaps, you'll still have trivial total energy storage compared to, say, an AA cell, and absurdly bad voltage regulation to boot.

In a battery, the Thevenin resistor is called the internal resistance. The internal resistance causes heating on charge and discharge, and a possible explosion on a dead short. The internal resistance determines your charge-discharge efficiency. It also limits the maximum deliverable current. Internal resistance is usually nonlinear, changing somewhat with load current, moderately with time, and dramatically with state of charge or remaining cell life.

Just how do you measure a cell's internal resistance? The usual stunt to measure source impedance on plain old electronics is to hang a variable load resistor on your source, and then adjust that load until your terminal voltage drops to one half of its open-circuit value. At that point, the load resistor matches your internal one, and your Thevenin source voltage ought to be exactly double the output voltage.

That obvious "load to half voltage"

**new from
DON LANCASTER**

ACTIVE FILTER COOKBOOK

The sixteenth (!) printing of Don's bible on analog op-amp lowpass, bandpass, and highpass active filters. De-mystified instant designs. \$28.50

CMOS AND TTL COOKBOOKS

Millions of copies in print worldwide. THE two books for digital integrated circuit fundamentals. About as hands-on as you can get. \$28.50 each.

**INCREDIBLE SECRET
MONEY MACHINE II**

Updated 2nd edition of Don's classic on setting up your own technical or craft venture. \$18.50

LANCASTER CLASSICS LIBRARY

Don's best early stuff at a bargain price. Includes the CMOS Cookbook, The TTL Cookbook, Active Filter Cookbook, PostScript video, Case Against Patents, Incredible Secret Money Machine II, and Hardware Hacker II reprints. \$119.50

LOTS OF OTHER GOODIES

| | |
|-------------------------------|----------|
| Tech Musings V or VI | \$24.50 |
| Ask the Guru I or II or III | \$24.50 |
| Hardware Hacker II, III or IV | \$24.50 |
| Micro Cookbook I | \$19.50 |
| PostScript Beginner Stuff | \$29.50 |
| PostScript Show and Tell | \$29.50 |
| Intro to PostScript Video | \$29.50 |
| PostScript Reference II | \$34.50 |
| PostScript Tutorial/Cookbook | \$22.50 |
| PostScript by Example | \$32.50 |
| Understanding PS Programming | \$29.50 |
| PostScript: A Visual Approach | \$22.50 |
| PostScript Program Design | \$24.50 |
| Thinking in PostScript | \$22.50 |
| LaserWriter Reference | \$19.50 |
| Type 1 Font Format | \$16.50 |
| Acrobat Reference | \$24.50 |
| Whole works (all PostScript) | \$380.00 |
| Technical Insider Secrets | FREE |

POSTSCRIPT SECRETS

A Book/Disk combination crammed full of free fonts, insider resources, utilities, publications, workarounds, fontgrabbing, more. For most any PostScript printer. Mac or PC format. \$29.50

BOOK-ON-DEMAND PUB KIT

Ongoing details on Book-on-demand publishing, a new method of producing books only when and as ordered. Reprints, sources, samples. \$39.50

THE CASE AGAINST PATENTS

For most individuals, patents are virtually certain to result in a net loss of sanity, energy, time, and money. This reprint set shows you Don's tested and proven real-world alternatives. 28.50

BLATANT OPPORTUNIST I

The reprints from all Don's Midnight Engineering columns. Includes a broad range of real world, proven coverage on small scale technical startup ventures. Stuff you can use right now. \$24.50

RESOURCE BIN I

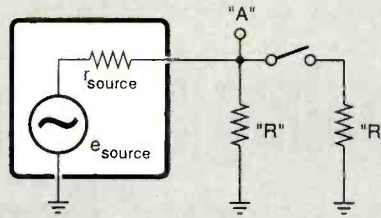
A complete collection of all Don's Nuts & Volts columns to date, including a new index and his master names and numbers list. \$24.50

FREE SAMPLES

Check Don's Guru's Lair at <http://www.tinaja.com> for interactive catalogs and online samples of Don's unique products. Searchable reprints and reference resources, too. Tech help, hot links to cool sites, consultants. email: don@tinaja.com
FREE US VOICE HELPLINE VISA/MC

SYNERGETICS
Box 809-EN
Thatcher, AZ 85552
(520) 428-4073

CIRCLE 205 ON FREE INFORMATION CARD



- 1 - Use identical load resistors "R" of "reasonable" value and power.
- 2 - With a rms digital voltmeter, measure voltage "A". First with the switch open and then with the switch closed.
- 3 - Calculate...

$$\alpha = \frac{\text{point "A" voltage with switch closed}}{\text{point "A" voltage with switch open}}$$

- 4 - Then find...

$$r_{\text{source}} = R \frac{(1 - \alpha)}{(2\alpha - 1)}$$

Examples: If $\alpha = 1$, you have a pure voltage source with $r_{\text{source}} = 0$
 If $\alpha = 0.5$, you have a pure current source with $r_{\text{source}} = \infty$
 If $\alpha = 0.9$ and $R = 560\Omega$, then $r_{\text{source}} = 70\Omega$

FIG. 1—ALMOST ANY ENERGY SOURCE can be replaced for analysis with its Thevenin equivalent of a single voltage source in series with a single internal resistance or impedance. Here is the "two resistor method" I often use to find the equivalent Thevenin values.

route may not perform so well with batteries because extreme currents might be involved. Instead, you can try my alternate method, which is shown in Fig. 1.

In it, you connect a "reasonable" load resistor and then measure its terminal voltage. You'll then double the load by placing an identical resistor in parallel. Then you re-measure your terminal voltage. From the ratio of those two voltages and the math in Fig. 1, you can calculate a realistic value of internal cell resistance.

An accurate digital voltmeter will be needed any time the cell internal resistance is very low. Make sure, of course, that your resistors can handle the power.

A cell's internal resistance consists of two components: Those are the true value caused by the ohmic conductance of the electrolyte, minus a time varying offsetting value of back-emf from chemical cell depolarization.

Measuring the higher-frequency AC impedance of a cell gets ugly in a hurry. Highly specialized and quite costly instruments are required. The process is called EIS, which is an acronym that means Electrochemical Impedance Spectroscopy. Gamry is a product and information source for that.

An aside: Just as there is a Thevenin equivalent where you can simplify a circuit to a single load and a single series

resistance, there is also a Norton equivalent where you can replace a circuit with a single current source and a single internal loading resistor to ground. This is an example of duality and can give you another powerful analysis tool. More details on Thevenin and Norton equivalents can be found in any old circuit theory book.

However, note that neither Thevenin nor Norton can tell you what is actually going on inside of the source. They simply could not care less. A supply having real current sources and real internal resistors to ground will run much hotter and be ridiculously less efficient than a box with real voltage sources and series resistors only. Voltage sources are most efficient when open circuited. Current sources work best when short circuited.

Electrochemistry Fundamentals

Electrochemistry is that branch of science that handles the conversions of chemical and electrical energy. Your usual electrochemistry starting point is a chapter in any college-level physical chemistry textbook. Important uses of electrochemistry include batteries, fuel cells, hydrogen production, photosynthesis, corrosion prevention, metal refining, catalysts, electroplating, electroforming, water purification, and electrolysis.

The key to electrochemistry is redox, or reduction and oxidation. Certain chemical reactions remove electrons in an oxidation process. An oxidation normally takes place at the anode, or most negative terminal of a cell. Other reactions add electrons in a process called reduction. Reduction normally will happen at the cathode, or most positive terminal. These are typically called half cell reactions and must be paired.

Many reactions are reversible. Adding external electrons may cause them to proceed in one direction, but forcibly removing electrons causes them to go in the other.

One classic electrochemical cell is shown in Fig. 2. It is called a zinc-copper galvanic cell. Multiple cells in series formed a popular early battery. As shown in the figure, there is an external or conductive current path through an electric circuit and an internal or ionic current path that can travel through an electrolyte.

An electrolyte is any solution in which ions, or charged atom(s) that have too few or too many electrons, can freely pass. The conduction of an electrolyte depends upon how many ions are present. Most electrolytes are liquids.

Anyway, turning back to our cell, we basically have got a bucket of glop—two glops, actually, for there is a porous separator in the middle of the cell. That separator might be some unfired ceramic or anything else that could pass ions freely while preventing the two solutions from mixing. Other approaches to separation are actual distance, special geometries, or the use of selective current densities, but their objectives are the same: you always have to keep your anode reaction at the anode and the cathode reaction at the cathode. Otherwise, your cell shorts out.

The glop starts out as a sulphuric-acid and water solution. But zinc in acid readily becomes an ionic zinc-sulphate solution on the left. Copper in acid readily forms an ionic copper-sulphate solution on the right. Your left glop is a zinc anode in a zinc-sulfate solution. The right glop will be a copper cathode in a copper-sulphate solution.

Not all elements are equally likely to ionize. Thus, the favored zinc goes into solution, giving up electrons to the anode in its oxidation reaction. The zinc anode gets smaller as more and more of it reacts into the ionic zinc-sulphate solution.

The electrons go out through your

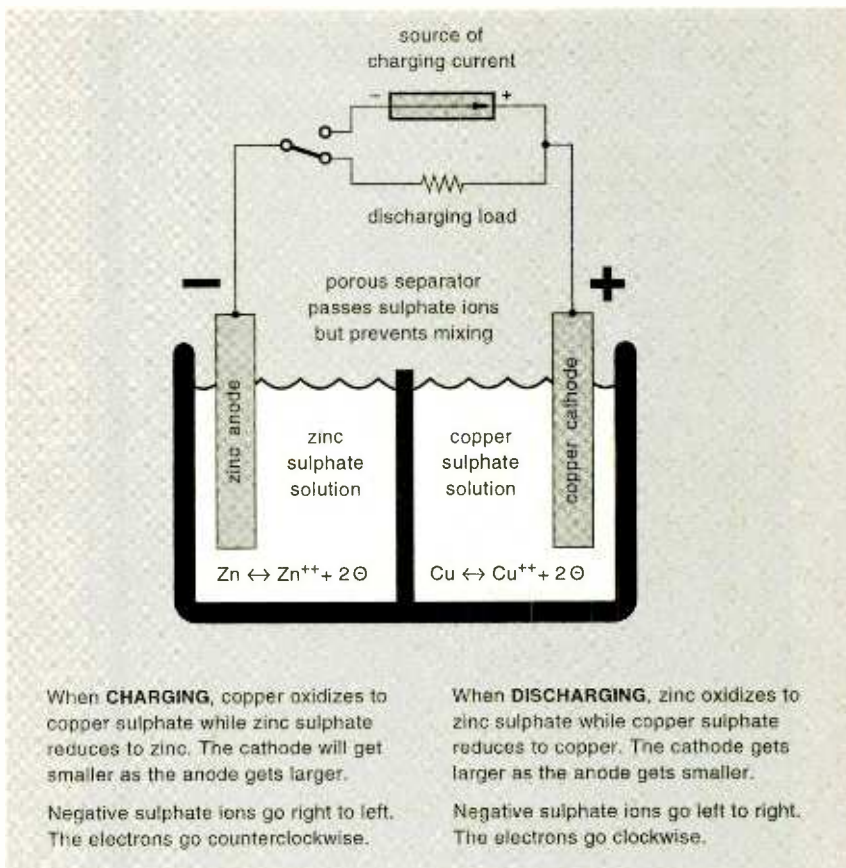


FIG. 2—A COPPER-ZINC ELECTROCHEMICAL CELL. When discharging, the zinc oxidizes into a zinc-sulphate electrolyte, while copper reduces out of the copper-sulphate electrolyte. Sulphate ions pass through the porous separator while the electrons pass through an external electrical load.

external electric circuit and return to your copper cathode. Those electrons should combine with the copper ions and reduce elemental copper out onto the cathode. The copper cathode thus gets larger as more and more ions are converted by the incoming electrons.

Meanwhile, negative sulphate ions are traveling from left to right, thus driving the external electron flow. As more and more electrical energy is removed, the remaining chemical energy will deplete (conservation of energy and all). When all of the zinc is gone, the process stops.

That process is reversible. If you apply external electric energy from a current source (such as any current-limited generator or another battery), you can force the electrons to go in the other direction. In which case, the copper goes into ionic solution and thus releases electrons while the zinc goes out of solution by consuming electrons. This time around, the zinc is getting bigger and the copper smaller.

How does that big old minus sign end up on an anode? In any vacuum tube, the electrons all go from the cath-

ode to the anode. In a discharging electrochemical cell, the negative ions also all travel from the cathode to the anode. But since the anode is the electron source for the rest of your electrical circuit, the cell's anode ends up as the most negative terminal in your system.

While cell is discharging, the electron flow in Fig. 2 is clockwise, while the standard conventional current is counterclockwise. Note that the arrow on the charging-current source points in the conventional-current (or hole-travel) direction. The electrons actually go the other way.

Where does the cell voltage come from? Once again, zinc has a greater tendency to ionize than does copper. Those tendencies form what is known as the electrode potential series (or electromotive series) of Fig. 3 and are usually compared against a neutral or hydrogen electrode.

From that figure, we see that zinc has a tendency to reduce that is -0.76 volts less than neutral. Copper really does like to reduce, so its reduction ionization tendency is positive by 0.34 volts.

| ELECTRODE POTENTIAL SERIES | | |
|----------------------------|-------------------------------------|---------|
| ELEMENT | REACTION | VOLTAGE |
| Lithium | Li ↔ Li ⁺ | -3.00 |
| Rubidium | Rb ↔ Rb ⁺ | -2.93 |
| Potassium | K ↔ K ⁺ | -2.92 |
| Barium | Ba ↔ Ba ⁺⁺ | -2.90 |
| Strontium | Sr ↔ Sr ⁺⁺ | -2.90 |
| Calcium | Ca ↔ Ca ⁺⁺ | -2.87 |
| Sodium | Na ↔ Na ⁺ | -2.72 |
| Magnesium | Mg ↔ Mg ⁺⁺ | -2.37 |
| Aluminum | Al ↔ Al ⁺⁺⁺ | -1.67 |
| Manganese | Mn ↔ Mn ⁺⁺ | -1.10 |
| Zinc | Zn ↔ Zn ⁺⁺ | -0.76 |
| Chromium | Cr ↔ Cr ⁺⁺⁺ | -0.70 |
| Iron | Fe ↔ Fe ⁺⁺ | -0.44 |
| Cadmium | Cd ↔ Cd ⁺⁺ | -0.40 |
| Indium | In ↔ In ⁺⁺⁺ | -0.34 |
| Thallium | Tl ↔ Tl ⁺ | -0.34 |
| Cobalt | Co ↔ Co ⁺⁺ | -0.28 |
| Nickel | Ni ↔ Ni ⁺⁺ | -0.25 |
| Tin | Sn ↔ Sn ⁺⁺ | -0.14 |
| Lead | Pb ↔ Pb ⁺⁺ | -0.13 |
| Hydrogen | Pt/H ₂ ↔ H ⁺ | 0.00 |
| Antimony | Sb ↔ Sb ⁺⁺⁺ | +0.15 |
| Bismuth | Bi ↔ Bi ⁺⁺⁺ | +0.20 |
| Arsenic | As ↔ As ⁺⁺⁺ | +0.20 |
| Copper | Cu ↔ Cu ⁺⁺ | +0.34 |
| Oxygen | Pt/OH ⁻ ↔ O ₂ | +0.40 |
| Silver | Ag ↔ Ag ⁺ | +0.80 |
| Mercury | Hg ↔ Hg ₂ ⁺⁺ | +0.80 |
| Palladium | Pd ↔ Pd ⁺⁺ | +0.83 |
| Gold | Au ↔ Au ⁺ | +1.70 |

FIG. 3—ELECTRODE POTENTIAL SERIES determines the output voltage of an electrochemical cell. Output voltage is the sum of the anode and cathode potentials. On a zinc-copper cell, 0.34 - (-0.76) = 1.10 volts.

Together those add to 1.10 volts, which is the theoretical open-circuit voltage of a zinc-copper cell.

Terminal electrode potentials are related to the oxidation potentials and reduction potentials of the involved reactants. If you are interested in more on this, see any physical chemistry book for all the gory details.

Battery making is not a new or exotic field. For example, you can make an electrochemical cell by placing a nail and a copper wire into a lemon, and a lot of electrochemistry was done over a century ago, so there is a rich body of literature to tap. Chances are your "new" idea has been thoroughly plowed. On the other hand, there are some really big bucks waiting for the first practical solar cell replacement that mimics photosynthesis, or for improved laptop computer or cellular phone replacement batteries.

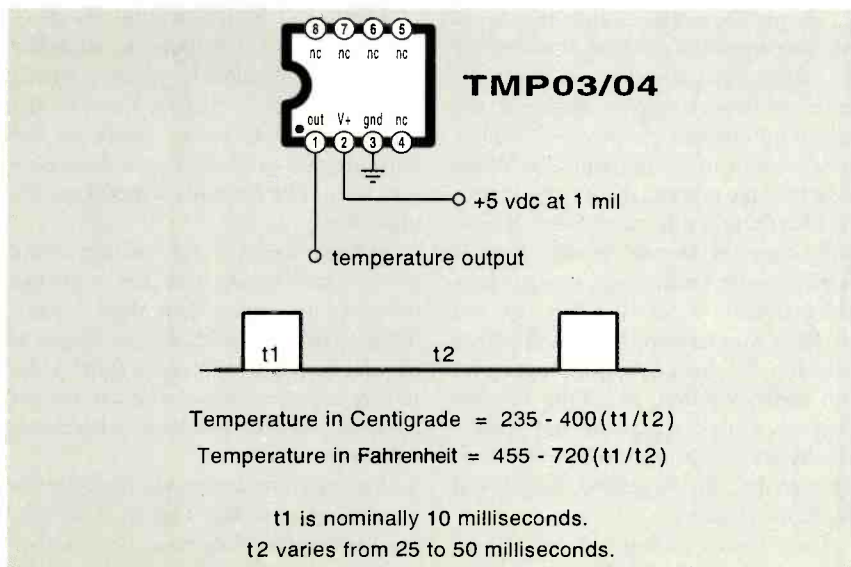
Before you start experimenting, it is important to note that there are all sorts of hazardous materials involved with all electrochemical lab work. Those materials include such things as cyanide and hydrogen.

A good set of electrochemical web links is at www.electrochem.org/ecs/intpgs.html. Also check www.cmt.anl.gov/estir/info.html, and the book list at www.cmt.anl.gov/estir/books.htm. The Amazon Books folks at www.amazon.com list 600+ electrochemistry books. Among the Usenet newsgroups of interest are sci.chem.electrochem and sci.chem.electrochem.battery. I have provided a few other places to go for useful help on electrochemistry in this month's resource sidebar.

Energy Density of Gasoline

The "cubic goodness" of any new battery technology is measured by its energy density, which is specified using a pair of numbers. One tells you the weight of the cell for the punch delivered, and is usually specified in watt-hours per kilogram (Wh/kg). The second tells you how much room the cell takes up for the punch delivered and is usually specified in watt-hours per liter (Wh/l).

For instance, the energy density of a lead-acid battery is often specified as 25 Wh/kg and 60 Wh/l. Lithium batteries can provide 400 Wh/kg and up to 1000 Wh/l. Interestingly, from light lithium up to heavy lead the ratio of volume density to the weight density always seems to stay roughly between two and



66 FIG. 4—ANALOG DEVICES' TMP03/04 temperature sensor features a digital output.

ELECTROCHEMISTRY RESOURCES

Advanced Battery Technology

913 Trssler Street
Boalsburg PA 16827
(814) 466-6559

Analytical Electrochemistry

2540 Olentangy River Road
Columbus OH 43210
(800) 848-6538

Association of Battery Recyclers

PO Box 707
Troy AL 36081
(334) 566-1563

Battery & EV Technology

25 Van Zant Street #13
Norwalk CT 06855
(203) 853-4266

Battery Council International

401 N Michigan Avenue
Chicago IL 60611
(312) 321-6610

The Battery Man

100 Larchwood Drive
Largo FL 34640
(813) 586-1408

Biosensors & Bioelectronics

The Boulevard, Langford Lane
Kidlington, Oxford OX5 1GB
United Kingdom

Catalysis Reviews

270 Madison Avenue
New York NY 10016
(800) 228-1160

Chemical Abstracts Service

PO Box 3012
Columbus OH 43210
(800) 848-6538

Doklady Physical Chemistry

233 Spring Street 5th Fl
New York NY 10013
(212) 620-8000

Electroanalysis

303 NW 12th Avenue
Deerfield Beach FL 33442
(954) 428-5566

Electrochemical Society

10 S Main Street
Pennington NJ 08534
(609) 737-1902

Electrochemical Technology

10 South Main Street
Pennington NJ 08534
(609) 737-1902

Electrochimica Acta

655 Avenue of Americas
New York NY 10010
(212) 633-3903

Electrodeposition

2540 Olentangy River Road
Columbus OH 43210
(800) 848-6538

EPRI Journal

PO Box 10412
Palo Alto CA 94303
(415) 855-2000

Gamry Instruments Inc.

607-C1 Easton Road
Willow Grove PA 19090
(215) 830-9886

Home Power

PO Box 520
Ashland OR 97520
(916) 475-3179

International Journal of Hydrogen Energy

The Boulevard, Langford Lane
Kidlington, Oxford OX5 1GB
United Kingdom

Journal of Electroanalytical Chemistry

Box 882 Madison Sq. Sta.
New York NY
(212) 989-5800

Journal of Power Sources

PO Box 564
1001 Lausanne
Switzerland

Journal of Solution Chemistry

233 Spring Street
New York NY 10013
(212) 620-8000

Metal Finishing

126 Oakley Avenue
White Plains NY 10601
(914) 333-2500

Plating & Surface Finishing

12644 Research Pkwy
Orlando FL 32826
(407) 281-6441

Rocky Mountain Institute

1739 Snowmass Creek Rd
Snowmass CO 81654
(970) 927-3851

Russian Journal of Electrochemistry

233 Spring Street
New York NY 10013
(212) 620-8000

Solid State Ionics

PO Box 211
1000 AE Amsterdam
The Netherlands

Surface Engineering

150 5th Avenue #1001
New York NY 10024
(212) 924-3950

three. That holds true regardless of the battery technology.

The obvious question for electric cars is "How does the battery energy density compare to gasoline?" However, I've been unable to find any published source for the energy density of gasoline. There's a free Incredible Secret Money Machine II in it for you if you can lead me to one.

Anyway, let's work around that for now. We'll start by fishing out the good old *Handbook of Chemistry and Physics* from CRC Publishing. That rather massive volume tells us that gasoline can deliver just under 21,000 BTUs per

pound. From a MSDS sheet, we find that the specific gravity of gasoline is 0.71. A kilogram is 2.2 pounds, so we get 46,200 BTUs per kilogram. Since a liter of water weighs one kilogram, we get around 32,802 BTUs per liter when we adjust for gasoline's lower specific gravity.

Now, a kilowatt hour equals 3413 BTUs, so we will get 13.54 kilowatt hours per kilogram, which is equal to 13,540 watt hours per kilogram, and again adjusting for specific gravity, about 9613 Wh/l. On a weight basis, gasoline is thus 542 times better than lead acid, and 34 times better than lithium. On a volume basis, gasoline is 160 times bet-

ter than lead acid and around 9.6 times better than lithium.

That suggests that a 20-gallon tank of gasoline weighing 116 pounds might get replaced by a mere 69,736 pounds of lead acid batteries. Yes, you will have to adjust for delivered efficiencies and such, but no matter how much you fudge those numbers, we clearly are not there yet with today's battery technology—not by a country mile.

From the foregoing, it is difficult not to conclude that hybrid vehicles make an awful lot of sense, while the pure electrics remain monumentally stupid. You can find lots more on hybrid vehicles from

NAMES AND NUMBERS

Analog Devices

PO Box 9106
Norwood MA 02062
(617) 329-4700

Applied Microwave & Wireless

2245 Dillard Street
Tucker GA 30084
(770) 908-2320

California Eastern Labs

4590 Patrick Henry Dr
Santa Clara CA 95054
(408) 988-3500

Clement Engineering

PO Box 1086
Severna Park MD 21146
(410) 268-6736

Dallas Semiconductor

4401 Beltwood Pkwy S
Dallas TX 75244
(214) 450-0400

Dialog Information Services

3460 Hillview Ave
Palo Alto CA 94304
(415) 858-2700

In Vivo Metric

PO Box 249
Healdsburg CA 95448
(707) 433-4819

Intele-Card News

PO Box 9739
The Woodlands TX 77387
(713) 362-7141

The Last Straw

PO Box 42000
Tucson AZ 85733
(520) 882-3848

MedianiX

100 View Street Ste 101
Mountain View CA 94041
(415) 960-7081

National Semiconductor

2900 Semiconductor Rd
Santa Clara CA 95052
(800) 272-9959

Navtech

2775 S Quincy St #610
Arlington VA 22206
(800) NAV-0885

Oxbridge

150 5th Ave #202
New York NY 10011
(212) 741-0231

Plessey/GEC

1500 Greenhill Rd
Scotts Valley CA 95067
(408) 438 2900

Synergetics

Box 809
Thatcher AZ 85552
(520) 428-4073

Unlimited Fun Options

Box 119A
Kingston NM 88042
(505) 895-5608

rates. More on all this in my *Incredible Secret Money Machine II* and in my Resource Bin reprints.

Integrated Thermometers

Semiconductor sensors have now gone way beyond simple temperature measurement. They now include such features as built-in set points, a full thermostatic action, deadbands, and elaborate digital communications, sometimes over a single wire. Two leading sources here include Dallas and Analog Devices.

I've been meaning to do a roundup on these, but let's instead look at two examples. Figure 4 shows us the Analog Devices TMP03 and TMP04 sensors, which can directly measure temperature and output it as a digital data stream to a microcontroller. Their temperature output is a duty-cycle modulated waveform from 20 to 50 hertz. Your high time is fixed at 10 milliseconds. The low output time is proportional to the temperature. A fairly simple duty cycle calculation as shown gives you the temperature in Fahrenheit or Centigrade.

The operating range is -40 to +100 degrees centigrade. Typical accuracy is half a degree. Response time varies with the package—25 seconds in free air for their T0-92 "transistor" pack and 50 seconds for the eight pin SO-8 minidip. Operating current is just under one milliamp at five volts.

The TMP03 is an open collector, while the TMP04 gives a TTL/CMOS compatible output. Either interfaces beautifully with the Basic Stamp from Parallax or any PIC. More details on these are found on the PIC Library Shelf on www.tinaja.com

New Tech Lit

There's lots new on the GPS front. For example, the new *Global Positioning Products Handbook* from Plessey, a single chip GPS-receiver front-end by California Eastern Labs, and scads of products and information from Navtech GPS Supply.

From National Semiconductor comes a free Transmission-Line Rapidesigner slide chart. From the MedianiX folks, there are data sheets on the unique MED25101 Digital Karaoke Audio Processor and a MED25005 Surround-Sound Chip.

Clement Engineering has a low cost telemetry circuit for use with balloons and such. Bio-potential skin electrodes are being sold by In Vivo Metric.

Amory Lovins at his Rocky Mountain Institute at www.rmi.org, as well as in *Home Power* magazine. Two good battery texts include the *Handbook of Batteries & Fuel Cells* from McGraw Hill and the *Battery Reference Book* sold by Butterworth-Heinemann. Additional resources on batteries appear in RESBN58.PDF on my www.tinaja.com

Ulrich's Move Over

I have long been a fan of *Ulrich's Periodicals Dictionary*. Back in hard copy, this has been by far your most important technical tool, anytime ever. Ulrich's tells you about all the trade journals, user magazines, and scholarly pubs available everywhere in the world—around 85,000 of them.

Needless to say, these trade journals are essential for electronics. But I have yet to find Ulrich's on the web. I strongly feel that their "must subscribe" policy on their CD ROMs is outrageously snotty.

The long time number two in this field was the *International Standard Periodicals Dictionary* from Oxbridge. But these people are now freely online, complete with search capability, at their Web site, www.mediafinder.com Because of that, they are now ridiculously cheaper, faster, and better than Ulrich's.

Not all is perfect, however. For example, such industry trader journals as *ITS World* or *EDM Today* are not yet listed. But because you can instantly list yourself online, I would expect most periodicals to shortly appear. Their direct contact service also does not seem to work. Out of the two dozer media-kit requests I placed, I have yet to receive a single one.

Speaking of which, let's repeat the usual scam: The way to get a review copy of most ad-supported magazines is to contact their ad department and request a media kit. That sometimes gets you a free subscription as well. I call this the SCAR technique, short for sample copy and ad

New trade journals for this month include *Intele-Card News* on phone cards and *Applied Microwave & Wireless* on high-frequency communications. *The Last Straw* is a newsletter on straw-bale home construction! Check out their "Role in the Hay" classifieds.

The newest of Levitrons now "levit" higher, and up to 24-hours and longer! Contact Mike Sherlock at his Unlimited Fun Options for details.

To pick up all the fundamentals of digital integrated circuits, check my *TTL Cookbook* and *CMOS Cookbook*. The latter is now freshly republished by Butterworth-Heinemann and should be in stock in all major bookstores. Autographed copies are available per my nearby Synergetics ad.

I've just added an "automatic newsgroup finder" as a NEWSLIST.HTML on my www.tinaja.com You also can find bunches of reprints there, surplus bargains, a consultant's network, and annotated hot links to lots of unusual and useful Web locations. Most of the mentioned items appear in the "Names & Numbers" or "Electrochemistry Resources" sidebars. Be certain to check there first before calling our US tech helpline. **EN**

You decided
to be an organ
and tissue donor.

But you didn't tell
your family.

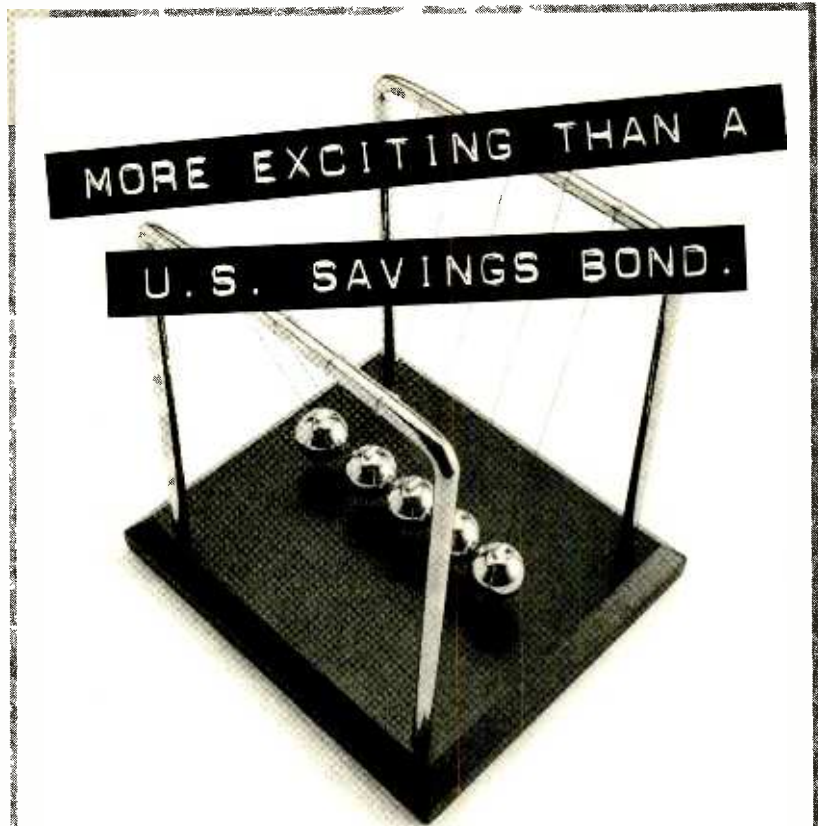
Then you haven't
really decided to
be a donor.

Right now, thousands of people are dying, waiting for transplants. If you've decided to be an organ and tissue donor, you must tell your family *now* so they can carry out your decision later. To learn more about donation and how to talk to your family call 1-800-355-SHARE.

**Organ & Tissue
DONATION**
Share your life. Share your decision.

**Ad
COUNCIL** A Public Service of
This Publication

Coalition On Donation



ALL RIGHT ALREADY, so a U.S. Savings Bond isn't the most exciting thing in the world. **GOOD FOR YOU!** After all, this is your hard-earned money we're talking about. Do you really want your investments to be thrilling? Breathtaking? **NO WAY.** Wouldn't you rather have an investment that's guaranteed to grow, one that's backed by the full faith and credit of the United States government?

**Sure you would.
U.S. Savings Bonds.
Yawn all the way
to the bank!**



Take
Stock
in America **U.S. SAVINGS
BONDS**



SERVICE CLINIC

continued from page 29

- (6) Power surge at start of cook cycle confusing controller.
- (7) Microwave leakage into electronics bay.

Symptom: Malfunctioning touch-pad keys.

Cause:

- (1) Touch pad or controller board contaminated by cleaning.
- (2) Defective or damaged touch pad.
- (3) Controller is confused (pull plug for a minute or two to reset).
- (4) Faulty controller.

Symptom: Oven does not start.

Cause:

- (1) Defective start button.
- (2) Faulty interlock switches.
- (3) Door is not securely closed.
- (4) Faulty controller.
- (5) You waited too long. Open and close door to wake oven up.

Symptom: No heat—everything else seems normal.

Cause:

- (1) Blown fuse in high-voltage (HV) transformer primary circuit or HV fuse (if used).
- (2) Bad connections (particularly to magnetron filament).
- (3) Open thermal protector or thermal fuse.
- (4) Open HV capacitor, HV diode, HV transformer, or magnetron filament.
- (5) Shorted HV diode, HV capacitor (will blow a fuse), or magnetron.

Symptom: Fuse blows when closing or opening door.

Cause:

- (1) Defective interlock switches.
- (2) Misaligned door.

Symptom: Loud hum and/or burning smell.

Cause:

- (1) Shorted HV diode, magnetron.
- (2) Burned, carbonized food residue in oven chamber.
- (3) Shorted winding in HV transformer.
- (4) Frayed insulation on HV wiring.

Symptom: Arcing in or above oven chamber.

Cause:

- (1) Burned, carbonized food deposits.

- (2) Exposed sharp metal edges.

Symptom: Fuse blows when cook cycle starts.

Cause:

- (1) Defective interlock switches or misaligned door.
- (2) Shorted HV capacitor, HV diode.
- (3) Shorted magnetron (probably won't blow main fuse, but will blow HV fuse when one is used).
- (4) Defective Triac.
- (5) Old age or power surges.
- (6) Defective HV transformer.
- (7) Short in wiring.

Symptom: Fuse blows when turning off.

Cause:

- (1) Defective Triac (doesn't turn off properly).
- (2) Defective relay.
- (3) Shorting wires.

Symptom: Always cooks on high setting.

Cause:

- (1) Faulty relay or Triac.
- (2) Faulty controller.

Symptom: Cooking starts as soon as door closed.

Cause:

- (1) Shorted relay or Triac.

Symptom: Heats, but power seems low.

- (1) Low line voltage.
- (2) Magnetron with low emission.
- (3) Faulty controller or set for wrong mode.
- (4) Stirrer (or turntable) not working.
- (5) Intermittent connections to magnetron filament or elsewhere.

Symptom: Heats, but shuts off randomly.

Cause:

- (1) Overheating caused by blocked air vents or inoperative cooling fan.
- (2) Overheating caused by bad magnetron.
- (3) Bad connections in controller or in microwave generator.
- (4) Faulty interlock switch or marginal door alignment.
- (5) Faulty controller.
- (6) Overheating caused by extremely high line voltage.

Symptom: Buzzing noise when heating.

- (1) Fan blades hitting support or shroud.
- (2) Vibrating sheet metal.
- (3) Vibrating transformer laminations.
- (4) Turntable or stirrer hitting some debris.

Symptom: Light does not work.

Cause:

- (1) Burned-out bulb.
- (2) Bad connections.

Symptom: Fans or turntable not working.

Cause:

- (1) Gummed-up lubrication or bad motor bearings.
- (2) Loose or broken belt.
- (3) Bad motor.
- (4) Bad thermostat.
- (5) Bad connections.

Winding It Up

There you have it, team. The symptoms that are most common, together with what most often causes them. If you do decide to get under the hood of your microwave, make sure you do not forget the safety considerations we outlined in the beginning—the life you save may be your own!

Next time, we will take another look at microwave ovens and touch on some of the more interesting things that go wrong, and what you can do about them. In the meantime, if you have any questions about how you can service some particular piece of electronics equipment, visit the [sci.electronics.repair](http://www.sci.electronics.repair) FAQ homepage, which is located at <http://www.paranoi.com/~filipg/REPAIR/>. If you have comments or question what we've discussed here, you can e-mail them directly to me at sam@stdavids.picker.com.

EN

NEW LITERATURE

continued from page 27

ly mistakes and maximize their chances of success. It focuses on the day-to-day business of publishing—managing subscriptions, selling advertising, and fending off competitors while keeping up a regular production schedule.

The book offers advice on raising start-up money, finding the best readers and turning them into loyal customers, and using ancillary products to boost your bottom line. In addition, developing a circulation strategy and using the most efficient marketing channels, attracting top-notch talent, and finding a publishing home on the Internet is discussed. Also included is a valuable list of resources for publishers, including professional associations, reference books, courses, and Web sites.

EN

Electronic SHOPPER[®]

MICRO SIZE CCD VIDEO CAMERAS

MB-750U
Video Camera
\$99.95



Pinhole Versions Available

MB-705UX
C-Mount Camera
with Lens Included;
8 or 12mm Lens



Micro Lipstick Cameras for Teleconferencing.

PANASONIC & SONY
Imaging Distributor

Polaris Industries

New Literature Available for All Models. Same Day Shipping from Stock!

1-800-752-3571

Visit Polaris Ind. Web Site at:
<http://www.polarisusa.com>



470 Armour Drive NE • Atlanta GA 30324 • Tech Info: 404-872-0722 • FAX 404-872-1038

TEST EQUIPMENT SALES



TEK 496P.....\$5795
High performance spectrum analyzer digital storage and high stability. Rugged and fully programmable.

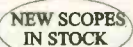
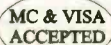
HP 8505A.....\$2995
Network analyzer w/ range of 500kHz to 1.3GHz. 100dB dynamic range, includes Opt. 05 adds phase lock.

HP 3852A.....\$1995
Data acquisition and control unit. 8 function module slots, system timer, full keyboard. Modules are extra.

TEK 2246.....\$1395
100 MHz four channel scope with on screen readout and cursors for automated measurements.

ANRITSU ME538M.....\$3500
Microwave system analyzer. Automatic receiver and transmitter settings. CRT and LED readout.

HP 6205B.....\$ 225
Dual output, 0-40 volts @ 300 mA or 0-20 volts @ 600 mA. Metered and adjustable.



P.O. BOX 986
LONDONDERRY, NH 03053

PHONE (800) 684-4651
FAX (603) 425-2945

ASK ABOUT OUR NEW
TEKTRONIX & FLUKE
PRODUCTS

SPECIAL PROJECTS

We design/build/modify/repair/consult on any device / system / process / project electronic / computer / mechanical / optical (eg: phone/auto/security/Radionic/lab/energy/HV/EM/RF/radar/ultrasonic/IR/UV/commo) for business and personal/invention needs. Describe & include nonrefundable \$30 pre-engineering fee. Time & cost estimates sent in 7-10 days. Confidentiality guaranteed!

OFF-THE-SHELF HARDWARE

Van Eck Systems ★ Data Card Reader/Writers ★ RF/EM/μWave/Radar/Ultrasonic/IR/Light/Sound Detectors/Xmitters/Jammers/Blasters ★ Security/Surveillance ★ EM Weapon Countermeasures ★ Neurophone/Rife/Crystal Radionics ★ Bug & Tap Detectors/Blasters ★ Lineman's Handsets ★ Phone Color Boxes ★ Voice Disguisers ★ ESS Infinity Devices ★ DTMF Decoders ★ Child Finder ★ Panic Button ★ Slot Machine Masters ★ Subliminal Mixer/Amps (Ultrasonic/Infrasonic) ★ TENS ★ Hearing Assistors ★ Electronic Dowzers ★ Shriek Modules ★ Ghost Detectors ★ Vortex Generators ★ Alien Brainblasters ★ 6th Sense Communicators ★ More! Order Catalog Today!!

AUTOMATIC TELLER MACHINES

ATM crimes, abuses, vulnerabilities and defeats exposed! 100+ methods detailed, include: Physical, Reg. E, cipher, PIN compromise, card counterfeiting, magnetic stripe, false front, TEMPEST, Van Eck, tapping, spoofing, inside job, super-cool, vibration, pulse, high voltage - others. Case histories, law, countermeasures, detailed security checklist, labeled internal photos, figures. ATMs contain up to \$250,000 in cash!

PAGER (BEEPER) MANUAL

Describes in detail how Pagers work, different types and uses, frequencies, advantages over and uses with cellphones, and tips and tricks. How Pagers are hacked and countermeasures. Includes plans for a Personal Pocket Paging System (xmitter and receiver).

HACKING FAX MACHINES

Describes in detail how Fax Machines are hacked and countermeasures. Includes G3 Fax protocols, commo parameters, compression algorithms, Class 1 & Class 2 commands, Spy Fax Switcher, Fax Servers, FODs/FOCs, and Makeup/Terminating Codes. And insights into designing Fax interception devices and modifying existing Faxes into Stealth Faxes. Eye-popping and invaluable!

PBX HACKING

PBXs are hacked to the tune of about \$8 Billion/yr! "PBX Hacking" exposes all issues relating to PBX hacking, including countermeasures. This manual was featured in Forbes Magazine! Shocking!

VOICE MAIL HACKING

Exposes how Voice Mail Box systems are used and specific ways they are hacked. Includes ASPEN, MESSAGE CENTER, BIX, GENESIS, RSVP, CENTAGRAM, EZ, AUDIX, SYDNEY, PHONE MAIL, CINDY, SPERRY LINK, etc. A must for all users, hackers, and security personnel!

10% OFF
Orders Over
\$100!!

TOP SECRET

NOT
FOUND IN
BOOKSTORES!

CONSUMERTRONICS

P.O. Box 23097 ABQ, NM 87192

ORDER TODAY! 505-237-2073

Fax: 505-292-4078

Web Adventure: www.tsc-global.com

Established in 1971. Featured on CBS "60 Minutes," Forbes, New York Times.
Add \$5 total S/H (US, Canada). Sold for educational purposes only.
Postal M.O. is fastest. VISA, MC OK. COD (\$49-\$999), add \$7.

STOPPING POWER METERS \$29

As reported on "60 MINUTES"! How devices can slow down (even stop) watt-hour meters - while loads draw full power! Device plugs into one outlet and normal loads into other outlets. Describes meter creep, overload droop, etc. Plans!

THE I.G. MANUAL: External magnetic ways (applied to meter) to slow down and stop power meters while drawing full loads. Plans. \$25.

KW-HR METERS: How watt-hour meters work, calibration, error modes (many), ANSI Standards, etc. Demand and Polyphase Meters. Experimental results to slow and stop meters by others. A real eye-opener! \$25.

Special! All 3 (above), Only \$59!

BEYOND PHONE COLOR BOXES

Dozens of PCB's described - many circuits. Plus Call Forwarding, Conferencing, Phreak History, Glossary, Diverters, Extenders, Loops, REMOBS, Bridging Heads & Cans, Optocom, 3rd Party and many other non-box methods - more! \$29.

MIND CONTROL

Fear increases over EM and ultrasonic mind control technologies - especially implants! Many more lies published than facts. Secret agents are often used for reporting back to covert organizations. Learn shocking truth about this bizarre phenomena! \$29.

HACKING ANSWERING MACHINES

All the known ways answering machines are hacked to listen to and erase messages, and to convert them into mini-VMBs. Plus countermeasures - protect yourself from hackers/thieves! \$19.

HACKING THE INTERNET

The absolute latest tricks and methods being used on the Net to hack software (warez) and the latest, coolest hacking websites. Updated every two months, so you know it's fresh. Comprehensive info on getting pirated software. Includes examples, countermeasures, and lots of tips! \$24.

PHREAKING CALLER ID & ANI

Details on how they work and dozens of effective ways of defeating Caller ID, ANI, *69, *57, Call Blocking, *67 etc. Also describes Caller ID, Orange, Beige, Cheese & CF Boxes, ESS, SS7, E-911, various Class services, CN/A, Non Pub DA, CAMA, DNR, 800-ECR, Diverters, LD Extenders, Centrex - much more! \$19.

CELLULAR AND CORDLESS MODS \$59

The ultimate cellular modification guide! See our Catalog for our infamous cellphone mod guide - very detailed, comprehensive, covers most makes - 10 times more info than any competitors' manual!

THE HACKER FILES

Compilation of 100s of the best eye-popping articles written by top hackers/phreakers. ASCII text. Covers every major topic in hackerdom! On 3 HD PC Disks! \$39.

INTERNET CONS & SCAMS \$19

Net cons and related frauds now rake in \$2+ Billion annually! Most are done with little fear of prosecution. Detailed, + countermeasures.

INTERNET TRACKING & TRACING \$29

The Net is infected with spammers, stalkers, scammers, infectors, and other wrongdoers who hide behind its anonymity. Learn how to trace them down in this comprehensive, eye-popping manual!

COMPUTER PHREAKING \$39

Describes in detail how computers penetrate each other, and how VIRUSES, TROJAN HORSES, WORMS, etc are implemented. Dozens of computer crime and abuse methods and countermeasures. Includes disk filled with hacker text files and utilities, and the legendary FLUSHOT+ protection system. Internet advice, password defeats, glossary - much more! Manual + PC Disk!

BEYOND VAN ECK \$29

Eavesdropping on TV and computer video signals using an ordinary TV described in detail. Includes security industry reports. Range up to 1 KM. Plans include both the Consumertronics and the original Top Secret Van Eck designs!

CREDIT CARD SCAMS \$29

Completely describes every known means of credit card fraud and scams, + countermeasures. Protect yourself!

OTHER EXCITING TITLES!

CONS & SCAMS \$29

Most comprehensive manual on C&S available! Details 100s, their many variations, and countermeasures!

STEALTH TECHNOLOGY \$24

Every known police radar error - stealth method and material used to minimize radar and laser reflections - tactic and strategy to fight speeding tickets!

THE PLACAK REPORT \$29

How to read and decrypt the magnetic flux-reversals on popular credit and debit card magnetic stripes. How to determine the decrypted PIN, PAN, bank number, dates, number of uses remaining. No hardware needed!

HIGH VOLTAGE DEVICES \$29

Many HV device plans: Stun Gun, Taser, Prod, Cane, Flasher, Blaster, Zapper, Radar Jammer, Jacob's Ladder, Fence Charger, Geiger Counter, Fish Stunner, much more!

RADIONICS MANUAL \$29

Exciting electromagnetic therapeutic, diagnostic devices (mostly experimental). Descriptions, plans, availability.

ROCKET'S RED GLARE \$29

The most definite and comprehensive source on solid-propellant survival and amateur rocketry! Many plans!

POLYGRAPH DEFEATS \$19

How anyone can tell "the truth" to a "lie detector". Many proven methods to beat the test, and what to avoid.

SHOCKING!

ALL-NEW TOP SECRET CATALOG. FEATURES 200+ SURVIVAL PRODUCTS! WILL ROCK YOUR WORLD! MAIL \$3, OR \$1 WITH ORDER!

ORDER TODAY!

PARTS EXPRESS

ELECTRONICS & MORE

FREE 244 PAGE CATALOG



UNBELIEVABLE VALUE!

4 Way Speaker Switch

Control up to 4 pairs of speakers with this compact speaker selector switch. Features circuit protector, heavy duty rocker switches, spring loaded terminals, and silver plated switch connectors. Includes one pair of amplifier inputs. Load to amplifier is minimum 4 ohms (with 8 ohm speakers) or 220 ohms with all speakers switched off. Net weight: 1 lb.



#EN-309-030 WAS \$22⁵⁰ EACH NOW \$15⁰⁰ EACH

"The Sound Bridge" FM Stereo Wireless Transmitter

The Sound Bridge is a mini FM wireless transmitter that can be used to broadcast stereo sound from any audio source like portable CD players, TVs, electronic games, CD-ROM, even computer soundcards, to your home stereo receiver! Adjustable from 89 to 95.5 MHz.



HOT NEW ITEM!

#EN-249-220 \$14⁹⁵ EACH

Weller Professional Irons

Weller



Perfect for a variety of electronic soldering work, this top quality iron features a long life, double coated tip and a quick change, plug-in heater element. Lightweight handle includes a comfortable cushioned grip. Net weight: 1/2 lb.

#EN-372-110 (25 Watt) \$30⁹⁰ (1-3) \$28⁵⁰ (4-UP)
 #EN-372-112 (35 Watt) \$38⁹⁰ (1-3) \$34⁹⁵ (4-UP)

Home Theatre In-Floor Subwoofer

To fully appreciate the potential of movie soundtracks, a dual voice coil subwoofer is a must! Many film special effects are extremely demanding in the low frequency range and require a subwoofer that can duplicate explosions, earthquakes, even the footsteps of Tyrannosaurus Rex! This subwoofer fits the bill by featuring a 10" dual voice coil woofer for true stereo operation and high pass filters for your main speakers. The most unique feature of this subwoofer is the fact that it is designed to be mounted in between the floor joists in new and existing home constructions. Simply mount the in-floor sub to the joists and mount a heat register grill above opening in subwoofer front enclosure. The subwoofer is now totally out of view and ready to rumble! Includes detailed installation manual.

Specifications: 10" dual voice coil treated paper cone woofer with poly foam surround ♦ Frequency response: 30-100 Hz ♦ Nominal impedance: 8 ohms per coil ♦ Power handling: 100 watts RMS channel/140 watts max ♦ SPL: 89 dB 1W/1m ♦ Dimensions: 27" D x 14-5/8" W x 9" H ♦ Net weight: 29 lbs.

#EN-300-445 \$139⁹⁵ EACH



Dayton Loudspeaker Co.®



900 MHz Wireless Speaker System

- ♦ 900 MHz technology sends signal up to 180 ft., through walls, floors and ceilings.
- ♦ Ideal for use as rear surround speakers or for adding wireless sound to every room in the house!
- ♦ Full range, bass reflex design with built-in high power, low distortion amplifier.
- ♦ Weather resistant cabinet for outdoor use.
- ♦ Selectable battery (six C size for each speaker) or AC operation, adaptor included. Built-in recharging circuitry for ni-cad batteries.
- ♦ System includes: 900 MHz transmitter, wireless speaker pair, AC adaptors, and all cables necessary to hook up system.
- ♦ Limited availability. ♦ Net weight 6 lbs.
- ♦ Frequency response: 20-18KHz.

#EN-319-030 \$169⁹⁵ EACH

QUICK, Y AND ACCURATELY MEASURES: Fs, Qms, Qes, Qts, Qrs, Vas, BL, Re, Le, SPL @ 1W/1m, Slew, Ctr, and Fm IN MINUTES!

Peak Instrument Co.

"The Woofer Tester"

Peak Instrument Co. proudly introduces "The Woofer Tester". Just ask any loudspeaker engineer, and they will tell that the only way to design enclosures of the correct size and tuning is to measure the Thiele-Small parameters for the actual drivers to be used. The reason? Manufacturers published specs can be off by as much as 50%! But until now, measuring the parameters yourself required expensive test equipment and tedious calculations, or super expensive measurement systems (\$1,200 to \$20,000). The Woofer Tester changes all that.

Finally, a cost effective, yet extremely accurate way to derive Thiele-Small parameters, in only minutes! The Woofer Tester is a combination hardware and software system that will run on any IBM compatible computer that has EGA or better graphics capability and an RS232 serial port. The Woofer Tester will generate the following parameters: Raw driver data: Fs, Qms, Qes, Qts, Qrs, Vas, BL, Re, Le, SPL @ 1W/1m, Mmd, Ctr, and Rm. Sealed box data: Fsb and system Q. Vented box data: Fsb, ha, alpha, and Q loss. The Woofer Tester system includes hardware, test leads, serial cable, AC wall adaptor, detailed instructions, and software.

#EN-390-800 \$249⁰⁰ EACH



♦ 30 DAY MONEY BACK GUARANTEE

♦ 1 YEAR WARRANTY ♦ SAME DAY SHIPPING



♦ 30 day money back guarantee ♦ \$20.00 minimum order
 ♦ We accept Mastercard, Visa, Discover, and company C.O.D. orders
 ♦ 24 hour shipping ♦ Shipping charge = UPS chart rate + \$1.90 (\$5.00 minimum charge) ♦ Hours 8:00 am - 8:00 pm ET, Monday - Friday ♦ 9:00 am - 5:00 pm Saturday. Mail order customers, please call for shipping estimate on orders exceeding 5 lbs.
 ♦ Foreign destination customers please send \$5.00 U.S. funds for catalog. ♦ Quantity pricing available.

1-800-338-0531

340 E. First St., Dayton, OH 45402-1257
 Phone: 937-222-0173 ♦ Fax: 937-222-4644
 E-Mail: sales@parts-express.com

CIRCLE 262 ON FREE INFORMATION CARD

POWER UP

To The Future With The

NAVIGATOR II

Sleep timer automatically turns off Navigator and television in 15 minute increments up to 6 hours.

Dedicated theme keys give you one touch access to your favorite SPORTS, NEWS, MOVIES and CHILDREN'S programming.

Quick unlock- unlocks all parental controlled channels. Automatically relocks on power off.

Display- Shows Channel Label, time and channel number.

Source- switches between three different inputs, tuner 1, tuner 2 and audio, video input.

NAVIGATOR

NAVIGATOR II

DATA TAPS ALLOW FOR ADDRESSABILITY & PROGRAMMABILITY

- ✓ INTERACTIVE COLOR ON SCREEN PROGRAMMING
- ✓ CABLE CARRIER (HRC, IRC, STD) AUTO DETECT
- ✓ DUAL TUNERS WITH 125 CHANNEL CAPACITY
- * CALL TOLL FREE FOR DETAILS

- ✓ MODULAR CARD SLOTS ALLOW EASY UPGRADES.
- ✓ ADVANCED USER FRIENDLY PARENTAL CONTROL FEATURES INCLUDE CHANNEL LOCKOUT, CHANNEL TIMERS AND V-Chip READY
- ✓ OVER 100 PRELOADED PROGRAM LABELS SUCH AS CNN, MTV, ETC.

TKA
ELECTRONICS
800-729-1776

INFINITE
ELECTRONICS
888-597-1599

MILLENNIUM
ENTERPRISES
800-715-6789

IMAGE
ELECTRONICS
800-215-9412

PACIFIC
BAS N
888-338-3189

CIRCLE 330 ON FREE INFORMATION CARD

Find Bad Capacitors

In-Circuit
with the
Capacitor Wizard



The Capacitor Wizard is an extremely FAST and RELIABLE device designed to measure ESR (Equivalent Series Resistance) on capacitors of 1uf and larger "IN CIRCUIT", eliminating the need to remove the capacitor for accurate tests. The Capacitor Wizard finds BAD caps IN CIRCUIT that even VERY EXPENSIVE cap checkers MISS ENTIRELY, even out of the circuit!! Standard capacitor meters cannot detect any change in ESR therefore they miss bad capacitors leading to time consuming "Tough Dog" repairs. *Technicians say it is the most cost effective instrument on their workbench.*



Made in the USA
Order Today

Only \$179.95

Call 1-800-394-1984

<http://www.heinc.com>

30 day money back guarantee



PC-Based
Dual 100MHz Universal Counter
\$399

- 2 internally synchronized, full-featured counters
- Built-in math functions
- 100 MHz frequency range
- 5 ppm accuracy
- Easy-to-read auto-adjustable display
- Designed and made in USA

Turn your PC into a test station with :


| | |
|--------------------------------|-------|
| 6 MHz Sweep/Function Generator | \$549 |
| 60 MHz Digital Storage Scope | \$749 |
| 100 MHz Digital Storage Scope | \$999 |

TC INSTRUMENTS INC.®

Tel: (909) 622-2006
Fax: (909) 622-7778
<http://www.tcinst.com>



JAMES ELECTRONICS
1-800-676-7966



BEST PRICE!
BEST SERVICE!

ALL MAJOR SYSTEMS
FOR ANY U.S. LOCALE.

- JERROLD • ZENITH • REGAL
- PANASONIC • SCIENTIFIC ATLANTA
- MAESTRO • BOSS • TOCOM • PIONEER

1 YEAR WARRANTY ON ALL PRODUCTS!
CALL TOLL-FREE NOW FOR PRICE QUOTE.

1-800-676-7966

AMAZING ELECTRONIC & SCIENTIFIC DEVICES

Lasers, Tesla, Ions, Anti-Gravity, Magnetics & More!

Plans • Ready-to-Use • Easy-to-Build Kits

Laser Ray Gun
Handheld, battery operated. Produces an intense burst of light capable of burning holes.
LAGUN2 Plans \$20.00
LAGUN2K Kit / Plans Price on Req



250KV Tesla Coil
10-14" of Explosive Bolts of Lightning!
• Transmit Wireless Energy
• Ion Motors
• Anti-Gravity
• Strange and bizarre pyrotechnical effects
• Many other experiments shown in detail
• Award winning science project!
BTC3 Plans \$15.00
BTC3K Kit/Plans with coil \$299.50
BTC30 Assbid Ready to Use \$399.50
BTC4 Plans, 500KV unit \$20.00



ATTENTION: Experimenters & Researchers!
Anti-Gravity, Rail & Coil Guns, Mass Warping, Levitation Research, Exploding Water, Propulsion Drivers, Lattice Snapping, EMP etc. Loss-less Energy Charger with triggered spark switch. • Adjustable 500 to 3KV out
• Charges up to 25KJ • Programmable Output
HEP1 Plans \$15.00
HEP1K Kit/Plans with 500J \$399.50
HEP10 Lab Assembled - to your spec's.
Write, call or fax for price & delivery
...shown connected to potential rail gun system



Visible Beam Gas Lasers
Millions degree temp equiv. Illuminates low level clouds
• Light Shows
• Window Listener
• Optical Projects
• Science Project
LAS1KM 1 mw, low cost Kit \$69.50
LGU6K 2-3mw Kit \$119.50
HNE70 5-7mw, ready to use \$299.50



Gravity Generator
Levitate an object!
Great science fair project!
GRA1 Plans \$15.00
GRA1K Power Supply Kit/Plans ... \$99.50
GRA10 Assbid Kit/Plans \$149.50
Includes text book on Anti-Gravity theory!



Solid State Tesla Coil
• Generate fiery electrical plasma discharge
• Powers light and objects without contact
• Experiment with electrical and mechanical fields. TCL5 Plans \$8.00
TCL5K Kit/Plans 12VDC \$49.50




Pioneer a Futuristic Weapon!
Electric Gun - prototype designed in our lab - Join the research!
• Ballistic Velocities
• Handheld • Battery Operated
• Labelled as DANGEROUS Product
Experiment now before it is classified as a firearm! EGUN1 Plans \$20.00
(Must be 21 for purchase of hardware)




Ion Ray Gun
Project Energy!
Star Wars technology demonstrates weapons potential. IOG7K Kit/Plans \$99.50



"Talking" Plasma Globe
Spectacular color. Pulsates to music, sounds! 8-9", with intensity and sound controls. PLASMA1 Ready to Use .. \$79.50




Electronic Hypnotizer *Caution Required*
Control their minds! Programmable audible and visual stimuli induces hypnotic trances. HYP2K Kit with Book \$39.95
EH2 Hypnosis Book & Plans \$14.95



We can design and build high voltage systems - to your spec's!
Call or fax us with your requirements!

TACTICAL ELECTRONICS

Cybernetic Ear!
Enhances normal hearing 3-4 times!
Adjustable volume control, fits easily into either ear. Many, many uses.
Ready to Use!
CYBEREAR \$19.95



Telephone Line Grabber/Infinity Transmitter
Use tone phone anywhere in the world to:
• Monitor your premises - avoid break-ins
• Access ongoing calls - longwinded kids
• Control up to 8 appliances in your home!
• Re-direct costly toll calls from pay phones!
TELCON3 Plans (credit to purch) .. \$ 10.00
TELCON3K Plans/Kit \$99.50
TELCON30 Ready to Use \$149.50



Long Range "Ultra-Ear"
Parabolic Mic can hear a distant whisper! BUG Mother Nature!
20" dish uses satellite technology to capture distant sounds. PMS Plans \$ 8.00
PMSK Kit/Plans \$149.50
• Optional Wireless Retrofit transmits captured sounds to an FM radio.
WM5K Kit for Wireless Option \$29.50



Phasor Sonic Blast Pistol
Rids areas of unwanted pests. Trains and conditions wild and domestic animals. Great for barns, attics, cellars, gardens.
PPP1K Kit/Plans \$39.50




3 Mi Telephone Xmitter
• Tune-able 80-130 Mhz • Undetectable
• Only transmits when phone is used
VWPM7K Kit/Plans \$39.50



3 Mi Voice Transmitter
• Ultra-Sensitive Mike
• Crystal Clear
• Tunes 80-130 MHz.
FMV1K Kit/Plans \$39.50



FireBall Gun
Shoots flaming ball - two shot capacity. Great for special effects and remote fire starting. CAUTION REQUIRED!
FIREBALL Plans (dangerous product). \$10.00



Shocker Force Field/Vehicle Electrifier
Make hand and shock balls, shock wands and electrify objects. Great payback for those wise-guys!
SHK1K Easy to Assemble Kit \$19.50



Extended Play Telephone Taping System
• Tapes Phone Conversation • Extends Tape X4 • Check Local Laws before using!
TAP30X Ready to Use \$84.50



"Drop-In" (1ml) Telephone Transmitter
Easily tunable over FM radio. Never needs battery! #DROPIN Kit/Plans \$ 19.95



See in Total DARKNESS!
• High Quality IR Night Vision Scope with IR illuminator.
SD10 Ready to Use \$199.50




Electric Charge Gun
Life is Precious - PROTECT IT!
Stuns & immobilizes attackers 15 feet away! Check your state laws for legality. More knockdown power than most handguns. No permanent injury. ID coded.
ECG1 Data (Creditable to purch) \$10.00
ECG10 Charge Gun, Ready to Use, includes FREE Stun Gun! \$249.50
STUN GUNS - sold separately:
STUN100 100,000 Volts \$34.50
STUN200 200,000 Volts \$49.50



3 Mi Tracker Transmitter
• Tunable Output
• Uses FM Radio
• Excellent Signal Beacon
HOD1K Kit/Plans \$39.50



MIND CONTROL!
Places subjects under your control. Programmable audible & visual stimuli with biofeedback. Induces strange & bizarre hallucinations without drugs. Caution - not FDA approved.
MIND2 Plans \$15.00
MIND2K Kit and Plans \$49.50
MIND20 Assembled Unit \$69.50



FANTASTIC BRIGHTNESS!
High Quality Laser Pointer
LAPN64 15mw equiv, 2000' \$39.50
LAPN61 50mw equiv, 4000' \$84.50



Window Bounce Laser Listener
Aim at window and listen to sounds from reflected light. CAUTION - Not for illegal use. LWB3 Plans \$10.00
LWB3K Kit/Plans (req's vid tripod) \$149.50



1000' Potato Cannon
Not a Toy! Uses electronic or piezo ignition. CAUTION REQUIRED!
POT1 Plans (dangerous product) ... \$10.00



VISIT US ON THE WEB!
<http://www.amazing1.com>

INFORMATION UNLIMITED


Dept ENS-7, Box 716, Amherst, NH 03031
Phone: 603-673-4730 FAX: 603-672-5406
MC, VISA, COD, Checks accepted Please add \$5.00 S & H

CATALOG!
FREE with Order or send \$1 P&H

24 Hour Phone
800-221-1705
Orders Only Please!

Learn by Example!

The PRIMER 8085 Based Microprocessor Training and Control System shows you how to program by example. Examples & exercises in the Self Instruction manual take you from writing simple programs to controlling motors. Start out in Machine language, then move on to Assembler, & then continue on with optional C, Basic, or Forth Compilers. This trainer can be used stand alone via the keypad and display or connected to a PC with the optional upgrade (\$49.95). The Upgrade includes: an RS232 serial port & cable, 32K of battery backed RAM, & Assembler/Terminal software.



Examples Include:

- Measuring Temperature
- Using a Photocell to Detect Light Levels
- Making a Waveform Generator
- Constructing a Capacitance Meter
- Motor Speed Control Using Back EMF
- Interfacing and Controlling Stepper Motors
- Scanning Keypads and Writing to LCD/LED Displays
- Bus Interfacing an 8255 PPI (new)
- Using the Primer as an EPROM Programmer

The PRIMER is only \$119.95 in kit form. The PRIMER Assembled & Tested is \$169.95. Please add \$5.00 for shipping within the U.S. Picture shown with upgrade option and optional heavy-duty keypad (\$29.95) installed.

EMAC, inc.

11 EMAC WAY, CARBONDALE, IL 62901
618-529-4525 Fax 457-0110 BBS 529-5708
World Wide Web: <http://www.emacinc.com>

1985 - 1997
OVER
12
YEARS
OF SERVICE

REMOTES Remote Control for Any Application

NEW NEW NEW NEW NEW

3.5" x 2.75"

\$69⁹⁵



- 3 Channel Receiver
- Channel 1 - 5 amp Relay, N/O, N/C
- Channel 2 and 3 Digital Outputs
- Compatible with 2 Button or 4 Button Remote
- Code Hopping Receiver at 434 Mhz
- Compatible with All Garage Doors and Some Car Alarms

2.75" x 2.75"

\$99⁹⁵



- 6 Channel Receiver with Digital Outputs
- All Channels are Programmable for Momentary, Latched, Latched with Condition
- 30-90 Sec. Timed Outputs
- Code Hopping Receiver at 434 Mhz
- Compatible with 2 Button or 4 Button Remote
- Compatible with Some Car Alarms

1.25" x 1.75"

\$29⁹⁵



- 2 Button - 3 Channel Remote
- Extra Long Range 434 Mhz with S.A.W. Resonator
- Push Both Buttons together for Channel 3

1.25" x 1.75"

\$39⁹⁵



- 4 Button - 15 Channel
- Extra Long Range 434 Mhz S.A.W. Resonator
- Push Combination of Buttons together for Channel 5 through 15, i.e. Push Button 1 and 2 together for Channel 5


Street Smart Security ■ 800-908-4737

7147 University Avenue • La Mesa, CA 91941

Send, Fax or Call Order In - Use Credit Card or Check. Fax (619) 462-0652

"7-WAY COPY CAT \$1295.00*"

NEW!
7-Way
StarTac
\$1995.*



- Does.. 1. MOTOROLA (includes elite and EE3)! 2. NEC (includes P100-200-300-400-600-700)! 3. AUDIOVOX (does new 800 & 850)! 4. PANASONIC! 5. SONY (H333)! 6. MITSUBISHI-DIAMONDTE.L! 7. GE-ERICSSON (includes new version)!

We offer complete upgrade options on older units as well as new and replacement cables. We also offer used and refurbished units. For a complete catalog, visit us on the web at www.celltec.com

Upgrade
Your Old Copy
Cat NOW
to a 7-Way
with EE3
& StarTac

*cables optional

All units are sold for **EXPERIMENTAL AND EDUCATIONAL PURPOSES ONLY!**

CALL US TODAY AT 770.973.8474

CIRCLE 328 ON FREE INFORMATION CARD

Synthesized FM Stereo Transmitter



Microprocessor controlled for easy freq programming using DIP switches, no drift, your signal is rock solid all the time - just like the commercial stations. Audio quality is excellent, connect to the line output of any CD player, tape deck or mike mixer and you're on-the-air. Foreign buyers will appreciate the high power output capability of the FM-25; many Caribbean folks use a single FM-25 to cover the whole island! New, improved, clean and hum-free runs on either 12 VDC or 120 VAC. Kit comes complete with case set, whip antenna, 120 VAC power adapter - easy one evening assembly.

FM-25, Synthesized FM Stereo Transmitter Kit \$129.95

Tunable FM Stereo Transmitter

A lower cost alternative to our high performance transmitters. Offers great value, tunable over the 88-108 MHz FM broadcast band, plenty of power and our manual goes into great detail outlining aspects of antennas, transmitting range and the FCC rules and regulations. Connects to any cassette deck, CD player or mixer and you're on-the-air, you'll be amazed at the exceptional audio quality! Runs on internal 9V battery or external power from 5 to 15 VDC, or optional 120 VAC adapter. Add our matching case and whip antenna set for a nice finished look.

FM-10A, Tunable FM Stereo Transmitter Kit \$34.95
CFM, Matching Case and Antenna Set \$14.95

RF Power Booster Amplifier



Add some serious muscle to your signal, boost power up to 1 watt over a frequency range of 100 KHz to over 1000 MHz! Use as a lab amp for signal generators, plus many foreign users employ the LPA-1 to boost the power of their FM Stereo transmitters, providing radio service through an entire town. Power required: 12 to 15 volts DC at 250mA, gain of 30dB at 10 MHz, 10 dB at 1000 MHz. For a neat, professionally finished look, add the optional matching case set.

LPA-1, Power Booster Amplifier Kit \$39.95
CLPA, Matching Case Set for LPA-1 Kit \$14.95
LPA-1WT, Fully Wired LPA-1 with Case \$99.95

Micro FM Wireless Mike

World's smallest FM transmitter. Size of a sugar cube! Uses SMT (Surface Mount Technology) devices and mini electret condenser microphone, even the battery is included. We give you two complete sets of SMT parts to allow for any errors or mishaps-build it carefully and you've got extra SMT parts to build another! Audio quality and pick-up is unbelievable, transmission range up to 300 feet, tunable to anywhere in standard FM band 88 to 108 MHz. 7/8" w x 3/8" h x 3/4" h.

FM-5 Micro FM Wireless Mike Kit \$19.95

Crystal Controlled Wireless Mike



Super stable, drift free, not affected by temperature, metal or your body! Frequency is set by a crystal in the 2 meter Ham band of 146.535 MHz, easily picked up on any scanner radio or 2 meter rig. Changing the crystal to put frequency anywhere in the 140 to 160 MHz range-crystals cost only five or six dollars. Sensitive electret condenser mike picks up whispers anywhere in a room and transmit up to 1/4 mile. Powered by 3 volt Lithium or pair of watch batteries which are included. Uses the latest in SMT surface mount parts and we even include a few extras in case you sneeze and lose a part!

FM-6, Crystal Controlled FM Wireless Mike Kit \$39.95
FM-6WT Fully Wired FM-6 \$69.95

Call for our Free Catalog !

RAMSEY

Super Pro FM Stereo Radio Transmitter



A truly professional frequency synthesized FM Stereo transmitter station in one easy to use, handsome cabinet. Most radio stations require a whole equipment rack to hold all the features

we've packed into the FM-100. Set frequency easily with the Up/Down freq buttons and the big LED digital display. Plus there's input low pass filtering that gives great sound no matter what the source (no more squeals or swishing sounds from cheap CD player inputs!) Peak limiters for maximum 'punch' in your audio - without over modulation, LED bargraph meters for easy setting of audio levels and a built-in mixer with mike and line level inputs. Churches, drive-ins, schools and colleges find the FM-100 to be the answer to their transmitting needs, you will too. No one offers all these features at this price! Kit includes sharp looking metal cabinet, whip antenna and 120 volt AC adapter. Also runs on 12 volts DC.

We also offer a high power export version of the FM-100 that's fully assembled with one watt of RF power, for miles of program coverage. The export version can only be shipped outside the USA, or within the US if accompanied by a signed statement that the unit will be exported.

FM-100, Professional FM Stereo Transmitter Kit \$299.95
FM-100WT, Fully Wired High Power FM-100 \$429.95

Speech Descrambler Scrambler



Decode all that gibberish! This is the popular descrambler / scrambler that you've read about in all the Scanner and Electronic magazines. The technology used is known as speech inversion which is compatible with most cordless phones and many police department systems, hook it up to scanner speaker terminals and you're in business. Easily configured for any use: mike, line level and speaker output/inputs are provided. Also communicate in total privacy over telephone or radio, full duplex operation - scramble and unscramble at the same time. Easy to build, all complex circuitry contained in new custom ASIC chip for clear, clean audio. Runs on 9 to 15VDC, RCA phono type jacks. Our matching case set adds a super nice professional look to your kit.

SS-70A, Speech Descrambler/Scrambler Kit \$39.95
CSS, Custom Matching Case and Knob Set \$14.95
SS-70AWT, Fully Wired SS-70A with Case \$79.95
AC12-5, 12 Volt DC Wall Plug Adapter \$9.95

Tone-Grabber Touch Tone Decoder / Reader



Dialed phone numbers, repeater codes, control codes, anywhere touch-tones are used, your TG-1 will decode and store any number it hears. A simple hook-up to any radio speaker or phone line is all that is required, and since the TG-1 uses a central office quality decoder and microprocessor, it will decode digits at virtually any speed! A 256 digit non-volatile memory stores numbers for 100 years - even with the power turned off, and an 8 digit LED display allows you to scroll through anywhere in memory. To make it easy to pick out numbers and codes, a dash is inserted between any group or set of numbers that were decoded more than 2 seconds apart. The TG-1 runs from any 7 to 15 volt DC power source and is both voltage regulated and crystal controlled for the ultimate in stability. For stand-alone use add our matching case set for a clean, professionally finished project. We have a TG-1 connected up here at the Ramsey factory on the FM radio. It's fun to see the phone numbers that are dialed on the morning radio show! Although the TG-1 requires less than an evening to assemble (and is fun to build, too!), we offer the TG-1 fully wired and tested in matching case for a special price.

TG-1, Tone Grabber Kit \$99.95
CTG, Matching Case Set for TG-1 Kit \$14.95
TG-1WT, Fully Wired Tone Grabber with Case \$149.95
AC12-5, 12 Volt DC Wall Plug Adapter \$9.95

Mini-Peeper Micro Video Camera



Super small, high quality fully assembled B & W CCD TV camera the size of an ice cube! Provides excellent pictures in low light (2 lux), or use our IR-1 Infra-Red light source to invisibly illuminate an entire room on a pitch black night! Imagine the possibilities, build it into a smoke detector, wall clock, lamp, book, radio. Exact same camera that's in big buck detective catalogues and stores. Kit includes: fully assembled CCD camera module, connectors, interface PC board kit with proper voltage regulation and filtering, hook-up details, even a mini microphone for sensitive sound! Two models available: Wide Angle Lens 3.6mm/12, adjustable focus lens, 92 degree view; Pinhole Lens 5.5mm/4.5, 60 degree view. The Pinhole Lens is physically much flatter and provides even greater depth of focus. The camera itself is 1.2" square. The Wide Angle Lens is about 1" long, Pinhole Lens about 1/2", interface PC board is 1" x 2" and uses RCA jacks for easy hook-up to VCRs, TVs or cable runs. Power required is 9 to 14 VDC @ 150 mA. Resolution: 380 x 350 lines. Instruction manual contains ideas on mounting and disguising the Mini-Peeper along with info on adding one of our TV Transmitter kits (such as the MTV-7 unit below) for wireless transmission!

MP-1, Wide Angle Lens CCD TV Camera Outfit \$169.95
MP-1PH, Pin-Hole Lens CCD TV Camera Outfit \$189.95

MicroStation Synthesized UHF TV Transmitter




Now you can be in the same league as James Bond. This transmitter is so small that it can fit into a pack of cigarettes - even including a CCD TV camera and battery! Model airplane enthusiasts put the MTV-7A into airplanes for a dynamite view from the cockpit, and the MTV-7A is the transmitter of choice for balloon launches. Transmitter features synthesized, crystal controlled operation for drift-free transmission of both audio and video on your choice of frequencies: Standard UHF TV Channel 52 (which should only be used outside of the USA to avoid violating FCC rules), and 439.25 MHz or 911.25 MHz which are in the amateur ham bands. The 439.25 MHz unit has the nice advantage of being able to be received on a regular 'cable-ready' TV set tuned to Cable channel 68, or use our ATV-74 converter and receive it on regular TV channel 3. The 911.25 MHz unit is suited for applications where reception on a regular TV is not desired, an ATV-79 must be used for operation. The MTV-7A's output power is almost 100 mW, so transmitting range is pretty much 'line-of-sight' which can mean many miles! The MTV-7A accepts standard black and white or color video and has its own, on-board, sensitive electret microphone. The MTV-7A is available in kit form or fully wired and tested. Since the latest in SMT (Surface Mount Technology) is used to provide for the smallest possible size, the kit version is recommended for experienced builders only. Runs on 12 VDC @ 150 mA and includes a regulated power source for a CCD camera.

MTV-7A, UHF TV Channel 52 Transmitter Kit \$159.95
MTV-7AWT, Fully Wired Channel 52 Transmitter \$249.95
MTV-7A4, 439.25 MHz TV Transmitter Kit \$159.95
MTV-7A4WT, Fully Wired 439.25 MHz Transmitter \$249.95
MTV-7A9, 911.25 MHz TV Transmitter Kit \$179.95
MTV-7A9WT, Fully Wired 911.25 MHz Transmitter \$269.95
ATV-74, 439.25 MHz Converter Kit \$159.95
ATV-74WT, Fully Wired 439.25 MHz Converter \$249.95
ATV-79, 911.25 MHz Converter Kit \$179.95
ATV-79WT, Fully Wired 911.25 MHz Converter \$269.95

RAMSEY ELECTRONICS, INC.
 793 Canning Parkway
 Victor, NY 14564

Order Toll-free: 1-800-446-2295
 Sorry, no tech info or order status at this number

Technical Info, Order Status
Call Factory direct: (716) 924-4560



ORDERING INFO: Satisfaction Guaranteed. Examine for 10 days, if not pleased, return in original form for refund. Add \$4.95 for shipping, handling and insurance. Orders under \$20, add \$3.00. NY residents add 7% sales tax. Sorry, no CODs. Foreign orders, add 20% for surface mail or use credit card and specify shipping method.

Value And Selection From One Source...

Prices Effective July 2 through August 29, 1997

MCM ELECTRONICS®

To take advantage of these prices, you must supply this special price code:

CODE: ENS37

Speaker Repair Kits

NEW!

An ideal alternative to expensive or "no longer available" speaker drivers. You can now repair your existing woofer by replacing its rotted or damaged foam surround and dust cap. Surrounds and dust caps sold in pairs. All kits include specially formulated adhesive.

| Order # | Description | Kit |
|---------|---------------|---------|
| 50-2726 | 6½" kit | \$15.95 |
| 50-2731 | 8" kit | 17.95 |
| 50-2736 | 10" kit | 18.95 |
| 50-2741 | 12" kit | 19.55 |
| 50-2746 | 15" kit | 20.95 |
| 50-2751 | 2½" dust caps | 2.09 |
| 50-2756 | 3¾" dust caps | 2.29 |
| 50-2761 | 4½" dust caps | 2.49 |



TENMA® DMM

3½ digit LCD display DMM measures AC/DC voltage, DC current, resistance, transistors and batteries under a load.

#72-2055

Reg. \$31.95 Only **\$22.95**



2A Selectable Voltage Power Supply

Ideal for powering projects, or for use as a battery eliminator. Regulated output is switchable to 3, 4½, 6, 7½, 9 or 12 volt.

#28-2200

Reg. \$20.50 Only **\$14.95**



TENMA®

Digital Soldering Station

Grounded tip, 340~875°F adjustable temperature and a variety of replacement tips make this unit perfect for a variety of applications including SMD.

#21-1590

Reg. \$119.00... Only **\$79.00**



ADI CORP.

2 Meter Ham Transciever

NEW!

Get the features normally found in more expensive handheld units, like CTCSS encode/decode and DTMF paging! Includes 7.2V battery pack and wall charger.

#111-4004 ... Only **\$199.00**

Computer Monitor Repair Tech Disk

NEW!

Software easily installs on PC compatible computers. Simply key in monitor model or chassis number and case histories with problems and solutions are displayed. Your own problems/solutions can be added.

#81-2475 Only **\$29.95**



The Modem Guide

NEW!

Comprehensive list of over 170 different modems and their complete settings. Also lists all major manufacturers, with U.S. offices, and phone, fax, Internet and E-mail addresses for each.

#81-2418 Only **\$12.95**



Audio Amplifier Boards

NEW!

Useful mono audio amplifier circuit is easily incorporated into many projects. Each operates from a single 24VDC supply and provides 30Hz~18KHz frequency response.



| Order # | Output | (ea.) |
|---------|----------|--------|
| HK00028 | 1 Watt | \$6.99 |
| HK00029 | 5 Watts | 12.95 |
| HK00030 | 15 Watts | 20.95 |
| HK00031 | 20 Watts | 22.95 |

Same Day Shipping!

In stock orders received by 5:00 p.m. (YOUR TIME), are shipped the same day.

1-800-543-4330

Hours: M-F 7 a.m.-9 p.m., Sat. 9 a.m.-6 p.m., EST.



MCM ELECTRONICS®

650 CONGRESS PARK DR.
CENTERVILLE, OH 45459
A PREMIER FARNELL Company

Visit MCM's Website at
www.mcmelectronics.com



FREE Catalog!

CODE: ENS37

CIRCLE 331 ON FREE INFORMATION CARD

Our Complete Catalog is now online

<http://www.cir.com>

CIRCUIT SPECIALISTS INC.

Check Out What We Have To Offer:

Fantastic DMM Offer!!!

Don't let the price fool you. This meter is a digital multimeter designed for engineers and hobbyists. Equipped with 5 functions and 19 ranges. Each test position is quickly and easily selected with a simple turn of the FUNCTION/RANGE selector rotary switch.

General Rubber Boot Included

Display: 3-1/2 Digit LCD, 21mm Figure Height with Automatic Polarity

Overrange Indication: 3 Least Significant Digits Blank

Temperature for Guaranteed Accuracy: 23°C±5°C RH<75%

Temperature Ranges:

Operating: 0°C to 40°C (32°F to 104°F)

Storage: -10°C to 50°C (14°F to 122°F)

Power: 9V Alkaline or Carbon-Zinc Battery (NEDA 1604)

Low Battery Indication: BAT on Left of LCD Display

Dimensions: 188mm long x 87mm wide x 33mm thick

Net Weight: 400g

DC Voltage (DCV)

Range: Resolution: Accuracy:

200mV 100µV
2000mV 1mV ±(1%rdg+2dgt)
20V 10mV
200V 100mV
1000V 1V

Maximum Allowable Input: 1000V DC or Peak AC.

DC Current (DCA)

Range: Resolution: Accuracy:

200µA 100nA
2000µA 1µA ±(1.2%rdg+2dgt)
20mA 10µA
200mA 100µA
10A 10mA ±(1.2%rdg+2dgt)

Overload Protection: mA Input: 2A/250V fuse.

AC Voltage (ACV)

Range: Resolution: Accuracy:

200V 100mV ±(1.2%rdg+10dgt)
750V 1V
Frequency Range: 45Hz-450Hz
Maximum Allowable Input: 750V rms
Response: Average Responding, Calibrated in rms of a Sine Wave.

| CAT NO | DESCRIPTION | PRICE |
|--------|--|---------|
| 9300G | Rugged High Quality DMM with Rubber Boot | \$19.00 |



Our Best Offer Ever on a High Quality Full Sized DMM

\$19.00 any qty

Resistance (Ω)

Range: Resolution: Accuracy:

200Ω 100mΩ
2000Ω 1Ω ±(1.2%rdg+2dgt)
20KΩ 10Ω
200KΩ 100Ω
2000KΩ 1KΩ ±(2%rdg+10dgt)
20MΩ 10KΩ
Maximum Open Circuit Voltage: 2.8V

Diode Test

Measures forward voltage drop of a semiconductor junction in mV test current of 1.5mA Max.

ohFE Test

Measures transistor hFE.

Switchable Scope Probe Sets

(Selectable X1/Ref/X10) These high quality scope probe sets are for oscilloscopes up to 60MHz (model HP 9060) or 150MHz (model HP9150). Both sets include a handy storage pouch and include an IC test-hook adapter for the probe. The BNC connector rotates to avoid cable tangle or kink. Cable length is 1.4 meters.

| CAT NO | DESCRIPTION | 1 | 10 | 100 |
|---------|---------------------------|---------|---------|---------|
| HP-9060 | Scope Probe Set DC~60MHz | \$16.49 | \$14.49 | \$11.58 |
| HP-9150 | Scope Probe Set DC~150MHz | 24.95 | 21.95 | 18.62 |

Etching Chemicals/Ferric Chloride

A dry concentrate that mixes with water to make 1 pint of etchant, enough to etch 400 sq. inches of 1oz board.

| CAT NO | DESCRIPTION | 1 | 5 |
|--------|--------------|--------|--------|
| ER-3 | Makes 1 pint | \$3.50 | \$2.75 |



Positive Photo Resist Pre-Sensitized Printed Circuit Boards

These pre-sensitized printed circuit boards are ideal for small production runs. They provide high resolution and excellent line width control. High sensitive positive resist coated on 1oz. copper foil allows you to go direct from your computer plot or art work layout. No need to reverse art.

Single-Sided, 1oz. Copper Foil on Paper Phenolic Substrate

| CAT NO | DESCRIPTION | PRICE EACH | | |
|--------|-------------------------------------|------------|--------|--------|
| | | 1 | 10 | 50 |
| PP101 | 100mm x 150mm/3.91" x 5.91" | \$2.55 | \$1.90 | \$1.70 |
| PP114 | 114mm x 165mm/4.6" x 6.6" | 2.98 | 2.45 | 1.98 |
| PP152 | 150mm x 250mm/5.91" x 9.84" | 5.40 | 3.98 | 3.60 |
| PP153 | 150mm x 300mm/5.91" x 11.81" | 6.15 | 4.48 | 4.10 |
| PP1212 | 305mm x 305mm/12" x 12" NEW! | 12.78 | 10.65 | 8.52 |

Single-Sided, 1oz. Copper Foil on Fiberglass Substrate

| CAT NO | DESCRIPTION | PRICE EACH | | |
|--------|-------------------------------------|------------|--------|--------|
| | | 1 | 10 | 50 |
| GS101 | 100mm x 150mm/3.91" x 5.91" | \$ 3.90 | \$2.98 | \$2.60 |
| GS114 | 114mm x 165mm/4.6" x 6.6" | 4.80 | 3.49 | 3.20 |
| GS152 | 150mm x 250mm/5.91" x 9.84" | 8.69 | 5.98 | 5.78 |
| GS153 | 150mm x 300mm/5.91" x 11.81" | 10.20 | 7.20 | 6.80 |
| GS1212 | 305mm x 305mm/12" x 12" NEW! | 18.88 | 15.73 | 12.59 |


Double-Sided, 1oz. Copper Foil on Fiberglass Substrate

| CAT NO | DESCRIPTION | PRICE EACH | | |
|--------|-------------------------------------|------------|--------|--------|
| | | 1 | 10 | 50 |
| GD101 | 100mm x 150mm/3.91" x 5.91" | \$ 5.07 | \$3.68 | \$3.38 |
| GD114 | 114mm x 165mm/4.6" x 6.6" | 5.95 | 4.29 | 3.99 |
| GD152 | 150mm x 250mm/5.91" x 9.84" | 10.47 | 7.39 | 6.98 |
| GD153 | 150mm x 300mm/5.91" x 11.81" | 11.95 | 8.69 | 8.30 |
| GD1212 | 305mm x 305mm/12" x 12" NEW! | 22.09 | 18.35 | 14.68 |



Developer This product is used as the developer on our positive photo-resist printed circuit boards. Includes instructions. 50 gram package, mixes with water, makes 1 quart.

| CAT NO | DESCRIPTION | 1 | 10 | 25 |
|--------|--------------------|-------|-------|-------|
| POSDEV | Positive Developer | \$.95 | \$.80 | \$.50 |



Etching Tank This handy etching system will handle PC boards up to 8" x 9", two at a time. Ideal for etching your PCB's! System includes an air pump for etchant agitation, a thermostatically controlled heater for keeping etchant at optimum temperature and a tank that holds 1.35 gallons of etchant. A tight fitting lid is also supplied to prevent evaporation when system is not being used. Typical etching time is reduced to 4 minutes on 1oz. copper board!

| CAT NO | DESCRIPTION | PRICE |
|--------|------------------|---------|
| 12-700 | Etch Tank System | \$37.95 |

Removeable Hard Drive Racks

The ideal solution for protecting highly sensitive data. Or, buy one computer and allow individual users to keep their hard drive with their own applications and set-ups. Just turn the system off, lift the handle and the hard drive pops right out. Key lock included to avoid accidental or unauthorized removal. Includes hard drive activity LED's. Rack includes mounting hardware, keylock, front panel LED, convenient pull out handle. Made from high impact ABS plastic. Fits in 5.25" bay.

Features: • Ideal for Hard Drive Portability • Solve Software Data Security Issues • Carry Your Hard Drive Between Home and Office • Each User Can Have His or Her Personal Hard Drive

| CAT NO | DESCRIPTION | PRICE |
|-------------------|--------------------|---------|
| SpecialHDRACK-IDE | For IDE Hard Drive | \$14.95 |



SEE OUR ON-LINE CATALOG AT
www.cir.com

CIRCLE 332 ON FREE INFORMATION CARD

Digital Panel Meters (LCD & LED)

Don't let the prices fool you. These digital panel meters are not surplus, so even if you design them into an ongoing manufactured product, you can be assured of continued availability. These high quality digital panel meters are decimal point selectable with guaranteed zero reading at zero volts input.



Applications Include:

- Voltmeter
- Thermometer
- pH Meter
- dB Meter
- Watt Meter
- Current Meter
- Capacitance Meter
- LUX Meter
- LCR Meter
- Other Industrial & Domestic Uses

PM-128: 3-1/2D LCD Digital Panel Meter

PM-129: 3-1/2D LED Digital Panel Meter

Features

- 200mV Full Scale Input Sensitivity
- PM-128 - Single 9VDC Operation
- PM-129 - Single 9VDC Operation
- Decimal Point Selectable
- PM-128 - 13mm Figure Height
- Automatic Polarity Indication
- Guaranteed Zero Reading for 0 Volt Input
- High Input Impedance (>100Mohm)

Specifications - PM-128/PM-129

| | |
|----------------------|--|
| Maximum Input | : 199.9mV DC |
| Maximum Display | : 1999 counts (3-1/2 Digits) |
| Indication Method | : PM-128 - LCD Display PM-129 - LED Display |
| Measuring Method | : Dual-Slope Integration A/D Converter System |
| Overrange Indication | : "1" Shown in the Display |
| Reading Rate Time | : 2-3 Readings per sec. |
| Input Impedance | : >100 Mohm |
| Accuracy | : +/-0.5% (23+5°C, <80% RH) |
| Power Dissipation | : PM-128 - 1mA DC PM-129 - 60mA DC |
| Decimal Point | : Selectable w/Wire Jumper |
| Supply Voltage | : PM-128 - 9V DC PM-129 - 9V DC |
| Size | : 67mm x 44mm |

3-1/2 Digit LCD 3-1/2 Digit LED 4-1/2 Digit LCD

PM-328: 4-1/2D LCD Digital Panel Meter

Features

- 200.00mV Full Scale Input Sensitivity
- Single 9V DC Operation
- Decimal Point Selectable
- 11mm LCD Figure Height
- Automatic Polarity Indication
- Low Battery Detection and Indication
- High Input Impedance (>100 Mohm)

Specifications - PM-328

| | |
|----------------------|-------------------------------|
| Maximum Input | : 199.99mV DC |
| Maximum Display | : 19999 counts (4-1/2 Digits) |
| Indication Method | : LCD Display |
| Overrange Indication | : "1" Shown in the Display |
| Input Impedance | : >100 Mohm |
| Accuracy | : +/-0.05% (23+5°C, <80% RH) |
| Power Dissipation | : 1mA DC |
| Decimal Point | : Selectable w/Wire Jumper |
| Supply Voltage | : 9V DC |
| Size | : 67mm x 44mm |

AS LOW AS \$5.25 ea.

| CAT NO | DESCRIPTION | PRICE EACH | | | | |
|--------|-----------------------------|------------|---------|---------|---------|---------|
| | | 1 | 10 | 25 | 100 | 250 |
| PM-128 | 3-1/2 Digit LCD Panel Meter | \$ 9.90 | \$ 7.09 | \$ 6.40 | \$ 5.86 | \$ 5.25 |
| PM-129 | 3-1/2 Digit LED Panel Meter | 11.49 | 9.54 | 8.67 | 7.95 | 6.95 |
| PM-328 | 4-1/2 Digit LCD Panel Meter | 19.88 | 16.40 | 14.90 | 13.66 | 11.93 |



Ball Bearing 12V DC Fans

These High Quality Fans feature Ball Bearings and Brushless DC Motors. All of them are designed to meet UL, CSA & VDE Standards. Design these fans into power supplies, computers or other equipment requiring additional air flows for heat removal. These fans are regular Circuit Specialists stock items — they are not surplus.

INDUSTRY BEST PRICING!

| CAT NO | PRICE EACH | | | |
|-------------|------------|---------|---------|---------|
| | 1 | 10 | 25 | 100 |
| CSD 4010-12 | \$ 9.88 | \$ 6.38 | \$ 5.48 | \$ 4.87 |
| CSD 6025-12 | 9.38 | 5.91 | 5.41 | 4.71 |
| CSD 8025-12 | 8.88 | 5.85 | 5.19 | 4.49 |
| CSD 9225-12 | 8.95 | 6.14 | 5.29 | 4.59 |
| CSD 1225-12 | 11.45 | 8.96 | 7.82 | 6.85 |

Specifications

| CAT NO | DIMENSIONS (MM) | RATED VOLTAGE (V) | START VOLTAGE (V) | INPUT CURRENT (A) | AIR FLOW (CFM) | STATIC PRESSURE (INCH-H ₂ O) | SPEED (RPM) | NOISE LEVEL (dB) | WEIGHT (g) |
|-------------|-----------------|-------------------|-------------------|-------------------|----------------|---|-------------|------------------|------------|
| CSD 4010-12 | 40x40x10mm | 12 | 7 | 0.06 | 5.1 | 0.19 | 5,500 | 26 | 20 |
| CSD 6025-12 | 60x60x25mm | 12 | 5 | 0.13 | 13.7 | 0.165 | 4,500 | 28 | 65 |
| CSD 8025-12 | 80x80x25mm | 12 | 5 | 0.16 | 37.8 | 0.177 | 3,000 | 31 | 80 |
| CSD 9225-12 | 92x92x25mm | 12 | 5 | 0.32 | 42 | 0.18 | 2,800 | 37 | 95 |
| CSD 1225-12 | 120x120x25mm | 12 | 5 | 0.35 | 62 | 0.180 | 2,500 | 42 | 135 |

- SOLDER
- SOLDER
- SOLDER
- SOLDER
- SOLDER
- SOLDER

We stock high quality 60/40(Sn%/Pb%), .031" and 63/37, .031" diameter. This is prime JIS certified solder that we maintain as a regular stock item (it is not "Left-overs, Rejects or Surplus") and you can buy it from us at a fraction of the price that you are used to.

Tired of Paying Inflated Prices for Solder?

| CAT NO | DESCRIPTION | 1 | 10 | 25 |
|-----------|-----------------------------|---------|---------|---------|
| RH60-1 | 1-lb. Spool, .031", 60/40 | \$ 6.90 | \$ 5.96 | \$ 5.30 |
| RH63-1 | 1-lb. Spool, .031", 63/37 | 6.95 | 6.10 | 5.41 |
| RH60-4 | 4.4-lb. Spool, .031", 60/40 | 24.00 | 21.90 | 17.92 |
| RH60-TUBE | 6-oz. Tube, .031", 60/40 | .99 | .89 | .79 |



CCD Camera - IR Responsive As Low As \$85!!

This black and white monochrome CCD Camera is totally contained on a PCB (70mm x 46mm). The lens is the tallest component on the board (27mm high from the back of the PCB) and it works with light as low as 0.1 lux. It is IR Responsive for use in total darkness. It comes with six IR LED's on board. It connects to any standard monitor, AUX or video input on a VCR or through a video modulator to a TV. Works with a REGULATED 12V power supply (11V-13V). Hooks up by connecting three wires: red to 12V, black to ground (power & video) and brown to video signal output.



Power Supply Regulating Kit for CA-H34 This simple kit is designed to fit onto the back of the CA-H34 CCD camera. It resolves the problem of hooking up the camera to an UNREGULATED supply (which damages the camera) by providing safe regulated power from any 12V-14V DC supply. It also provides regulated 12V DC from a 12V AC source.

| CAT NO | DESCRIPTION | 1 | 5 |
|---------|-----------------------------|---------|---------|
| CA-H34A | PCB Mounted IRCCD Camera | \$99.00 | \$85.00 |
| A34 | Power Supply Regulating Kit | \$6.95 | --- |

SEE OUR ON-LINE CATALOG AT www.cir.com

CIRCUIT SPECIALISTS, INC.

SINCE 1971

800-811-5203
602-464-2485
602-464-5824 (FAX)

WE ACCEPT:



RECEIVE OUR LATEST 132 PAGE CATALOG!

It's chock full of all types of electronic equipment and supplies. We've got I.C.'s, capacitors, resistors, pots, inductors, test equipment, breadboarding supplies, PC supplies, industrial computers, data acquisition products, personal computers and computer parts, plus much, much more. FAX us your name and address or call 800-811-5203, ext. 5, to leave a message on our catalog request line.

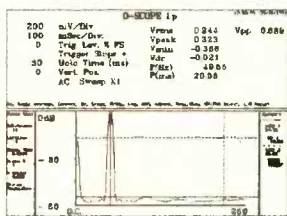
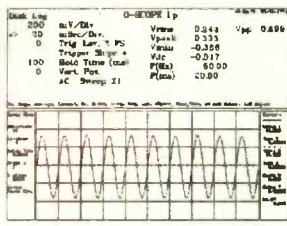


DIGITAL STORAGE OSCILLOSCOPES

WITH
SPECTRUM
ANALYZER,
DVM, FREQ.
COUNTER,
AND DATA
LOGGER.

from
\$189.

PORTABLE
MODULES
CONVERT PC'S
INTO
MULTIPURPOSE
TEST AND
MEASURING
INSTRUMENTS.



Why lug a scope around? Toss one of our modules into your laptop case or tool kit. For a multi-purpose test device, plug to a PC parallel port and use the PC screen. Continuous, delayed, or triggered sweeps can be frozen on the screen, printed out, or saved to disk. Frequency Spectrums DC to 25 MHz.

Allison now provides PICO TECHNOLOGY Ltd. portable test equipment, including high-speed scopes, and multi channel data loggers. Pico and O-Scope modules accept standard probes and work with 286 or faster PC's.

- | | |
|----------------------------|---------------------|
| FEATURES: | OPTIONS: |
| • PORTABLE UNITS TO 25 MHz | • PROBE SETS |
| • USES PRINTER PORT | • AUTOMOTIVE PROBES |
| • USES STD. PROBES | • BATTERY PACKS |
| | • SOFT & HARD CASES |

O-Scopes Made in U.S.A. Picos Made in U.K.
Same Day Shipping
Includes Cable, Software & Manuals

- O-Scope I (DC-50KHz, single trace)\$189.
- O-Scope II (DC-500KHz, dual trace)\$349.
- PICO (ADC 200/20) (DC-10MHz, dual trace)CALL
- PICO (ADC 200/50) (DC-25MHz, dual trace)CALL
- PICO pc based data loggers from \$99.

Shipping within U.S. UPS Ground \$7.50(Second day \$11.50)

SEND CREDIT CARD INFO., M.O., or CHECK, OR CALL

1-800-980-9806

Allison Technology Corporation

8343 CARVEL, HOUSTON, TX. 77036 U.S.A.

PHONE: 713-777-0401 FAX: 713-777-4746 BBS: 713-777-4753

<http://www.atcweb.com>

WHITE-STAR ELECTRONICS

TEL: 405-631-5153 FAX: 405-631-4788

| | | | |
|---|----|----|------|
| CONVERTERS:..... | 20 | 50 | 100+ |
| Regal CR-83..... | 45 | 39 | 35 |
| * New, Panasonic TZPC 145..... | 75 | 69 | 65 |
| DQN-5 (2 or 3) (unmodified)..... | 45 | 39 | 35 |
| DRZ-3 PJ (unmodified) 70 Channel Plain..... | 35 | 32 | 29 |
| DRX-3 PJ (unmodified) 60 Channel Plain..... | 32 | 30 | 27 |



Call for FREE catalog.
405-631-5153




| | | | |
|--------------------------------------|------|------|------|
| REMOTE CONTROL HAND UNITS:..... | 20 | 50 | 100+ |
| Jerrold Replaces: 400/450/550..... | 4.95 | 4.50 | 4.25 |
| Scientific Atlanta: 075/175/475..... | 4.95 | 4.50 | 4.25 |
| 8600: On screen display..... | 7.50 | 7.00 | 6.50 |
| Pioneer: BR 81, 82..... | 4.95 | 4.50 | 4.25 |
| Panasonic: Call for model #..... | 7.50 | 7.00 | 6.50 |
| Zenith: All..... | 4.95 | 4.50 | 4.25 |
| Tocom: 5503-VIP, 5503-A..... | 7.00 | 6.50 | 6.25 |
| Universal: 4 in 1 R/M..... | 7.50 | 7.00 | 6.50 |

Call for Oak, Hamlin, Regal-83, Regency, Texscan, and all others.

Tamper-Bit tools: (10-lot)

- Jerrold compatible bits:
- 1/4" Stacom Bit.....\$8.00
- Oval Round D.....\$20.00
- Torx Bit:
- Tocom T-8.....\$8.00
- Zenith T-10, T-15.....\$8.00
- Pioneer T-20.....\$8.00
- Scientific Atlanta T-20.....\$8.00
- Pio 63XX Oval.....\$20.00
- Bit Driver Handle.....\$4.00



We carry most remote hand units. If you don't find the one you're looking for, we can locate for you.

Specializing in large quantities.

HOURS: Monday thru Friday 9 am to 5 pm Central Time.

Call for FREE catalog.

CIRCLE 321 ON FREE INFORMATION CARD

Don't rent! Own!

Cable TV

Descramblers

We'll Beat Any Price!

- Same Day Shipping!
- 30 Day Money Back Guarantee!
- Credit Cards/C.O.D.
- One Year Warranty!

Have make and model number of equipment used in your area

REPLACEMENTS FOR MOST SYSTEMS

CALL TOLL FREE

CD Electronics

1-800-684-9135


NO NEW JERSEY SALES!

Anyone implying theft of service will be denied assistance.

PHONE ORDERS 800-445-0697

IF YOU CAN'T FIND WHAT YOU ARE LOOKING FOR, CALL FOR OUR LATEST CATALOG #231 CONTAINING OUR ENTIRE PRODUCT LINE OF OVER 4,000 ITEMS, MOST AT BELOW WHOLESALE PRICES!


QUANTITY DISCOUNT!



ELECTROMAGNETIC FIELD (EMF) DETECTOR

This is a complete EMF detector utilizing 3 SMD ICs and 10 bright LEDs that indicate relative strength of EMF energy. Operates on one 9V battery (not included). As soon as you press the on/off button, the unit runs a "self-test" by lighting all 10 LEDs, then it resets itself and indicates the relative EMF strength by the quantity and color of LEDs that light. Size of unit is about 3 5/16" x 2 3/8". These are brand new and prime, but without the outer plastic case. They were made in 1995 and feature some of the latest technology in portable relative EMF detection. We suspect that when the board was installed in the case, the completed unit sold for \$80-\$100 retail, but now you can buy it for a fraction of that price and make your own case (if you wish). We were amazed by the EMF energy emitted even from a small laptop computer within close proximity. We have no data or schematics, but all you need to do is connect a

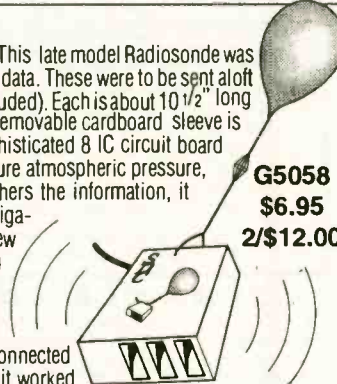
G8317 \$8.95



9V battery and you're in business. Super blowout price! **5 for \$40.00 • 10 for \$75.00 • 100 for \$600.00**

Radiosonde (Type 1)

This is a rare return of an old favorite. This late model Radiosonde was made for tracking all types of weather data. These were to be sent aloft attached to a weather balloon (not included). Each is about 10 1/2" long x 3 3/8" thick x 8" wide. Inside of the removable cardboard sleeve is a styrofoam chamber housing a sophisticated 8 IC circuit board which has sensors attached to measure atmospheric pressure, temperature and humidity. As it gathers the information, it transmits the data at about 1.677 gigahertz (GHZ). These are prime, brand new units that were waiting shipment from the manufacturer (Space Data Corporation) to the government when the contract was cancelled. These are complete except for the battery. We connected two 9V batteries in series and the unit worked perfectly from them. Sorry, no schematic available. The main board contains the following ICs: 7555, CD4051, CD4520, LM324, 4151, TLC27L (2 pcs.) and a 78M15C voltage regulator. It also has the precision TO5 case pressure sensor, hygistor sensor holder (with the hygistor (humidity) sensor plate in a sealed container ready to insert into the holder), thermistor for temperature measurements and nose cone transmitter antenna assembly. Great for experimentation, building your own weather equipment, studying high frequency transmission, as a source for useful parts or just great for a conversation piece. These cost the government a bundle to have made but we are selling them at a giveaway price. Hurry, get your Radiosonde today!



G5058 \$6.95 2/\$12.00

Transponder (Type 2) Radiosonde


These are similar to the type 1 radiosondes, but these receive signals in the 403MHz range and have a circuit known as a commutator and Meteorological Data Oscillator (whatever that means). They have the same basic transmitter as the units described at left. They were made to measure temperature and humidity but we aren't sure about pressure. These have the following parts: a 4016 IC, a 4022 IC, a 78M15 regulator IC, 2 ICM 7555 ICs (or equivalent), an RCA 3404 IC and a large quantity of resistors, capacitors, several coils and transistors. Size about a foot from end to end, and 2 3/8" wide. Has 2 wire antennas for the receiver and a brass nose cone transmitter antenna. We don't have the spec or schematics, but these are new functional units. Sorry, no humidity sensor, thermistor or battery included. Comes in a styrofoam box. NOTE: These were meant to be mounted in an outer chamber and sleeve (sold below).



G8343 \$5.95

Transponder Chamber and Sleeve

This is optional as it is not part of the electronic circuit. It consists of a very large punch out corrugated plastic chamber which has certain surfaces colored black (we assume it has something to do with the temperature measurement function) You also get the outer cardboard sleeve. You will need to assemble the chamber and sleeve yourself (just punch out and fold up), and insert the styrofoam box (from the G8343 above) into it. Brand new; shipped folded in half.



G8344 \$4.00

Radiosonde (Type 1) Without Humidity Sensor and Box


Complete radiosonde as described above except these do not have the humidity sensor assembly and the styrofoam container box. These are new units that have the transmitter nose cone, pressure sensor and temperature sensor attached. Simply apply battery power and these will start transmitting data, however they do not have the humidity sensor assembly with humidity sensor plate. Brand new, but no other info.



G5578 \$4.95

Radiosonde Humidity Sensor Assembly

Brand new humidity sensor plate and holder made for use with Radiosondes. The humidity sensor plate is a small 2 1/2" x 1 1/16" x 1/16" plastic plate on which has been deposited a surface material which causes the resistance of the sensor to go up as the humidity rises. Very sensitive - you can just breathe on it from a foot away and the resistance will go way up momentarily. Approximate resistance measured in Arizona on the day this was written was about 11,280 ohms. Control music by breathing, measure the humidity in your house or operate a relay by breathing are just a few of the possibilities - use your imagination! Brand new made by Victory Engineering. The sensor plate comes in a sealed plastic container and has not been opened. Complete assembly with 1 ft. long 2 wire cable.



G5069 complete assembly \$1.89 G5070 replacement sensor plate only \$1.25

For Phone Orders Call 800-445-0697 or Fax Your Orders to (602) 661-8259 Customer Service: (602) 451-7454

Visit us Online at: <http://www.goldmine-elec.com>

Minimum USA and Canada Order: \$10.00 (plus \$5.00 Shipping and Handling). We accept MasterCard, Visa and personal checks, however, we cannot accept personal checks on orders outside the United States. Minimum Foreign Order Amount: \$50.00 (plus minimum \$10.00 shipping and handling).



ELECTRONIC GOLDMINE
PO Box 5408
Scottsdale, AZ 85261

Transmitter Nosecone

These are brand new transmitter nose cone assemblies for the Radiosonde circuit board. They contain 1 transistor and an adjustable cap. They have only 3 wires that need to be connected to main board to provide transmission at over 1 GHZ. Size about 4" from circuit board base to tip of brass antenna. Brass cone is about 1 5/8" Dia. at base. Prime - but no specs or schematic.

G5190 \$1.00

Radiosonde Tiny Thermister in Plastic Box

These were made to be used with the transponder radiosonde (G8343). They feature a tiny wire (almost invisible) thermister that, at about 75°F has almost 10K of resistance. As the temperature increases, the resistance goes down. These are brand new with color coded leads that plug into wires on the transponder radiosonde.

G8411 \$1.00

August 1997, Electronics Now

BLOWOUT! TIMELINE INC. BLOWOUT!

Over 11 years and 29,000 customers and still growing

LIQUID CRYSTAL DISPLAYS

240x64 dot LCD with built-in controller.
 AND 4021 ST-EO. Unit is EL back-lit. **\$69.⁰⁰** or 2 for **\$129.⁰⁰** or
 OPTREX. DMF5005 (non back-lit) **\$49.⁰⁰** or 2 for **\$89.⁰⁰**
 20 character x 8 line 7/8L x 2 1/4H
The built-in controller allows you to do text and graphics.

Alphanumeric—parallel interface

| | | |
|----------------------------|----------------------------|------------------------|
| 16x1.....\$7.00 | 20x2.....\$10.00 | 40x1.....\$8.00 |
| 16x1 (lg. char.)...\$10.00 | 20x4.....\$15.00 | 40x2.....2 for \$20.00 |
| 16x2.....\$7.00 | 20x4 (lg. char.)...\$10.00 | 40x4.....\$20.00 |
| 16x2 (lg. char.)...\$10.00 | 24x2.....\$10.00 | 4x2.....\$5.00 |
| 16x4.....\$15.00 | 32x4.....\$10.00 | |

5V power required • Built-in C-MOS LCD driver & controller • Easy "microprocessor" interface • 98 ASCII character generator • Certain models are backlit, call for more info.

Graphics and alphanumeric—serial interface

| size | Mfr. | price | size | Mfr. | price |
|-------------------|-----------|---------|-------------------|---------|---------|
| 640x480 (backlit) | Epson | \$25.00 | 480x128 | Hitachi | \$10.00 |
| 640x400 (backlit) | Panasonic | \$20.00 | 256x128 | Epson | \$20.00 |
| 640x200 | Toshiba | \$15.00 | 240x128 (backlit) | Optrex | \$20.00 |
| 480x128 (backlit) | ALPS | \$10.00 | 240x64 | Epson | \$15.00 |
| | | | 160x128 | Optrex | \$15.00 |

6" VGA LCD 640X480, Sanyo LMDK55-22 \$25⁰⁰

LASER PRODUCTS

HeNe Laser Head (10mW max. output) TEM00. 15.5" long MFG: NEC \$99.⁰⁰

Laser Power Supply (for HeNe tube) \$89.⁰⁰

LASER SCANNER ASSEMBLY \$19.⁰⁰

Assembly intended for a laser printer. Includes laser diode, polygon motor (6 sided) and misc. optics and lenses.

LASER DIODE (5mW) with collimator \$20.⁰⁰

VISIBLE LASER DIODE: 5mw at 670nm \$15.⁰⁰
 Index guided. Threshold current 40 ma typical.

3 and 4mW, 1,300nm LASER DIODES, 5.6mm package, \$15⁰⁰
Mitsubishi Electric part number ML701BIR-E21A, General specs are:

1. Vop=1.25, Beam Divergence 25.6° x 28.6°; 2. Tc=24°C, Iop=19 to 20mA.
 ITH=10.7mA; 3. Wavelength range between 1,280nm and 1,330 nm

POLYGON MOTOR UNIT & DRIVER \$79⁰⁰

Ten-sided first surface mirror mounted on an armature that spins at 125 revolutions per second yielding a beam sweep rate of 1250 sweeps per second. The driver for the polygon unit requires 24 volts and plus and minus 12 volts to operate. There is also an f-theta lens in front of the polygon scanning mechanism with a three inch diameter. Great for optical experiments, etc. Very high quality units. (MFR: JAPAN ELECTRONICS)

NETWORK

Proton ProNet-4 Model p1347 Token Ring Board \$49.⁰⁰
 16 bit • 4 Mbps • IEEE 802.2 and 802.5 compatible • twisted pair • interoperable with IBM Token Ring network

POS & BAR CODE

MAGNETIC CARD READER \$25.⁰⁰

Includes: • 20 character dot matrix display with full alpha-numeric capability • keypad with full alpha-numeric entry • separate 7.5 VDC/0.5 Amp power supply • standard telephone interface extension cord • lithium battery and flat-cone speaker.

HP bar code wand (HBSCS 2300).....\$25.00

POWER SUPPLIES

SWITCHING POWER SUPPLIES \$12.00 or 2 for \$20.00 115/230 Volts
73 WATT (2) 4 pin power connectors attached • Dim: 8.5" L x 4.5" W x 2" H
 Output: +5V @ 2-9.75 A, +12V @ 0-1.5 A, -5V @ 0-0.4 A, -12V @ 0-0.5 A
68 WATT Dim: 5.5" L x 3.2" W x 1.7" H • Output: 5V @ 4 A, 12V @ 4 A
60 WATT Dim: 8 1/2 x 4 1/2 x 3 • Output: 5V @ 6A + 12V @ 1A - 5V @ 1A - 12V @ 1A

CHARGE COUPLED DEVICES



"The Spy In The Sky" \$29.⁰⁰ MATRIX TYPE

Thomson 576X550 pixel CCD

400-1,100nm resolution and responsivity. \$500⁰⁰ Original cost device

Sony CCD Imager - designed for black and white composite video cameras. Picture elements: 384 (H) x 491 (V) \$29⁰⁰
 Chip size 10.7 (H) x 9.3 (V) mm² • Unit cell size 23.0 (H) x 13.4 (V) um².
 Ceramic 24 pin DIP package • Mfr: Sony, Part# 016AL

4096 element CCD \$15.00

1024 element CCD \$10.00

2048 element CCD \$10.00 • 1728 element CCD \$10.00

LINEAR TYPE

2539 W. 237th Street, Bldg. F, Torrance, CA 90505
 Order desk only: **USA: (800) 872-8878 CA: (800) 223-9977**
 L.A. & Technical Info: **(310) 784-5488 Fax: (310) 784-7590**
OEM INQUIRIES WELCOME

MONITORS

Non-Enclosed TTL

Comes with pinout. 12V at 1.4 Amp input • Horizontal frequency 15Khz. • Ability to do 40 and 80 column.

5 inch Amber \$25.00 • 7 inch Amber \$25.00
9 inch Amber or Green \$25.00

5" COLOR MONITOR \$39.⁰⁰

• Flat Faceplate • 320 x 200 Dot Resolution • CGA & Hercules Compatible
 • 12 VDC Operation • 15.75 KHz Horiz. Freq. • 60 Hz Vert. Sync. Freq.
 • Open Frame Construction • Standard Interface Connector • Degaussing Coil included • Mfr. Samtran

2 for \$69⁰⁰

9" monochrome SVGA MONITOR \$79.⁰⁰

Fully Enclosed - Tilt and swivel type. Mfr: WEN

MISCELLANEOUS

ADAPTEC 4070A (RLL) OR 4000A (MFM), SCSI Controller, your choice \$25⁰⁰

IBM 370 option XT and AT emulation boards \$25⁰⁰

HACKER CORNER

US made Micronics 486 VLB ALL in ONE \$69⁰⁰ or 2 for \$129⁰⁰

motherboard, supports 3.4 or 5V CPU, at either 25 or 33 mhz basic clock. Can use AMD or Intel from 486SX25 thru 486DX4-100 to HOT new AMD 5X86-133 cpu. On board SVGA video. On board 1 meg video ram expandable to 2 meg with ATI Mach 2 chip set. On board 2 high speed serial ports, 1 printer port, floppy and IDE hard drive controller. On board 256K cache. Uses 72 pin simm memory. Landmark speed rating of 479 with AMD chip.

Board will not fit standard All in One case because of non standard location of riser board. VLB riser board is included with motherboard.

COLOR CCD CAMERA \$149⁰⁰

• 12 VDC • 1/3-inch, CCD area image sensor • 514 (horizontal) x 491 (vertical) • 2:1 interlaced • 15.734 kHz (horizontal), 59.94 Hz (vertical) • 330 horizontal and 350 vertical lines • 10 lx • 1V, NTSC signal format
 • Lens: 1/3-inch, fixed focus (F:2.8 f5.6) • Dimensions: (W) 67 (2.63) x (H) 34 (1.45) x (D) 112.6 (4.43)

SONY Miniature Color LCD Display (LCX005BKB) \$29⁰⁰

• 1.4 CM (0.55 inch) Diagonal Full Color Display • Built In Horizontal and Vertical Drivers • Delta Dot Pattern for High Picture Quality - 537 dots (H) x 222 dots (V) • Compatible with NTSC & PAL Format and Sync Inputs • 12 VDC Operation with -1 to +17 V RGB Signal and Driver Input Voltage
 • Excellent Display for Virtual Reality Projects, Viewfinders, and Miniature Test Equipment Displays • Pin Outs and Specification Included • Unit Requires Clock, Synchronization and Video

CELL SITE TRANSCIVER \$79⁰⁰ 2 for \$149⁰⁰

These transceivers were designed for operation in an AMPS (Advanced Mobile Phone Service) cell site. The 20 MHz bandwidth of the transceiver allows it to operate on all 666 channels allocated. The transmit channels are 870.030-889.980 MHz with the receive channels 45 MHz below those frequencies. A digital synthesizer is utilized to generate the selected frequency. Each unit contains two independent receivers to demodulate voice and data with a Receive Signal Strength Indicator (RSSI) circuit to select the one with the best signal strength. The transmitter provides a 1.5 watt modulated signal to drive an external power amplifier. Channel selection is accomplished with a 10 bit binary input via a connector on the back panel. Other interface requirements for operation are 26 VDC (unregulated) and an 18.900 MHz reference frequency for the digital synthesizer. The units contain independent boards for receivers, exciter, synthesizer, tunable front end, and interface assembly (which includes power supplies and voltage-controlled oscillator). Service manual, schematics and circuit descriptions included.

Encased Black & White Composite CCD Camera with Adapter

IR viewing to 1000 nm 7 1/2 L x 2 3/4 W x 1 1/4 H
 Comes complete with CCD camera, mounting nut on bottom of casing, 12VDC power supply. Excellent low light capability, standard RCA NTSC video out. **\$89.00**

Great for: entryway security/remote monitoring, video conferencing/desktop video conferencing

2 for \$159.00

This miniature camera is perfect for multimedia computer applications as well as security and surveillance. NTSC output allows use with all popular video digitizing boards for Apple Macintosh and Microsoft video for Windows. Connects directly to any composite monitor or VCR with "video" input. Its razor-sharp wide-angle lens focuses from two inches to infinity and its state-of-the-art CCD technology accurately captures 16 level grayscale images for Quick Time movies and still pictures. Records at 30 frames per second and 260 lines resolution with excellent low light capability. Uses 12VDC (adapter supplied) and standard RCA cable.

POINT OF SALE BANK TERMINAL \$39⁰⁰ or 2 for \$69⁰⁰

• LCD Display 20 Char. x 4 Line • Printer 16 Column Dot Matrix • Epson • 24 Key Domed Membrane Keypad • Intel 80C32 Processor • 2 PCMCIA Sockets (ICC Slots) • Dallas DS1287 Realtime Clock • 2 Solid State Buzzers (Piezo Electric) • 4 Crystals • Rockwell Modem Chip • Telephone Line Interface (4 Pin "RJ" Connector) • RS-232 Interface (8 Pin "RJ" Connector) • NI-CAD Battery Pack Inside
 Note: We have not been able to bypass an access code in the software. Thus, while time of day and other introductory things are displayed on LCD, the full original capabilities of this unit cannot be guaranteed. Also, we do not have a source for the smart cards that were to go in the PCMCIA sockets. Requires 12 volt adapter for power. (Not included) Dimensions: 9-1/2 L x 6-1/4 W x 2-1/2 D - Original cost over \$450.00

.6" COMPOSITE MINIATURE COLOR DISPLAY \$99.⁰⁰

Fully encased. Dim: 1.3" x 1.3" x 1.3" • 12VDC power. NTSC signal. 250 H x 300 V resolution. Fully adjustable brightness. Applications include camcorder viewfinder, helmet mounted display, etc... Original cost over \$600.00

Minimum Order: \$20.00. Minimum shipping and handling charge \$5.00. We accept cashiers checks, MC or VISA. No personal checks or COD's. CA residents add 8.25% sales tax. We are not responsible for typographical errors. All merchandise subject to prior sale. Phone orders welcome. Foreign orders require special handling. Prices subject to change without notice. 20% restocking fee for returned orders.

DO-IT-YOURSELF AUDIO AMPLIFIER KITS

Mark V Electronics, Inc.
8019 E. Slauson Ave.,
Montebello, CA 90640

E-Mail MARK5CO@AOL.COM

Enclosures at Unbeatable prices!
New educational kits for learning and more fun!

Free Catalog 213/888-8988 Fax 213/888-6868

Order 1-800-521-MARK / 1-800-423-FIVE

Kit skill levels are specified as ▲ beginner ▲▲ intermediate or ▲▲▲ advanced!

Best Buy

Metal Cabinets with Aluminum Front Panel

LG-1273 3x12x7" \$ 26.50
LG-1684 4x16x8" 32.50
LG-1924 4x19x11 1/2" 38.25
LG-1925 5x19x11 1/2" 42.00
LG-1983 2 1/2x19x8" 35.25
LG-1923 3x19x11 1/2" 36.50
LG-1927 7x19x11 1/2" 52.50

LG- Black anodized rack cabinet

New

*LL-1923B 2 1/2x19x12" 69.50
*LL-1925A 5x19x12" 79.50

*LL- High quality full Aluminum Cabinet
*LL- Front panel .157" & other panels .078"
*LL- Gold plated cap screw for front panel

- Dimensions in inches ±.05
- Custom-made for other dimensions
if over 100 pcs for single model!

Modular Desktop Consoles

L x W x H
LE-453 4x4 3/4x3" \$ 7.50
LE-653 6x4 3/4x3" 9.75
LE-853 8x4 3/4x3" 11.75
LE- Black finished aluminum panel 1mm thick.

Camera Housing

*LD-1244 2 1/2x10 1/4x4" \$55.00
**LD-1516 3 1/4x13 1/4x4" 29.50
**LD-1565 4x13 1/4x5 1/4" 31.75
*LD- Stainless Steel 0.7mm
**LD- Sheet Metal 1mm

Alarm Box with Lock

LB-1085 8 1/4x10 1/4x5" \$18.75
LB-1395 9 1/4x13 1/4x5" 25.50
LB-1525 12 1/4x15 1/4x5" 35.25
*LB-1494 9 1/4x14 1/4x4 1/4" 21.50
LB-1383A 8 1/2x13 1/4x4" 23.25
*No lock & LB- Sheet Metal 0.8mm

Mejor Compra!

Power Transformers & **Toroidal Transformer

001 28/30V x 2 6A \$ 30.00
002 36V x 2 3A 25.00
003 40V x 2 6A 32.00
**008 28/30V x 2 6A 42.00
**009 48/53V x 2 8A 68.00
**012 33/40/42Vx2 6A 52.00

TA-800MK2 ▲▲ 120+120W Pre & Main Stereo Amp. (4 lbs.)

Power Output:120W into 4 ohms RMS. 72W into 8 ohms RMS. Frequency Response:10-20KHZ. THD: <0.01%. Tone Control: Bass ±12dB, Mid & Treble ±8dB. Sensitivity: Phono Input, 3mV into 47K. Line, 0.3V into 47K. Signal to Noise Ratio: 86dB. Power Requirement: 40VDC @ 6A. Suggested Mark V model 001 or 008 transformer. Recommended Metal Cabinet LG-1924.

Kit: \$ 82.00 Asmb. \$ 86.95

AF-3 ▲▲ 300W MOSFET High Power Mono Amp. (7 lbs.)

Power Output: 300W into 4 ohms RMS. 200W into 8 ohms RMS. Frequency Response: 10HZ-20KHZ. THD: <0.03%. Signal to noise ratio: 91dB. Input Sensitivity & Impedance at 1KHZ, 1V 47K. Load Impedance 4-16 ohms. Power Requirement: ±55 to ±65VDC 8A. Suggested Mark V model 009 Transformer. Capacitor 8,200uf 100V model 020. Recommended Cabinet LG-1925 for each channel.

Kit: \$ 185.00 Asmb. \$ 195.00

TA-388 ▲▲ Class A FET Dynamic Buffer Stereo Pre-Amp (1 lb.)

Frequency Response (at rated output): Overall 10HZ-100KHZ +0.5dB-1dB. THD: Overall <0.007% at or below rated output level. Channel Separation (at rated output 1KHZ): Overall better than 70dB. Hum & Noise: Overall better than 90dB. Input Sensitivity (1KHZ for rated output): 300-600mV. Maximum Output Level: Pre-Amp output 1.8V (0.1% THD). Power Requirement: 30V X 2 AC 500mA. Suggested Mark V model 010 transformer.

Kit: \$ 84.00 Asmb. \$ 80.00

SM-100 ▲▲ 150 MHZ 8 Digit Frequency Counter (2 lbs.)

Frequency Range: 10HZ-150MHZ. Gate Time: 0.01s, 0.1s, 1s, 10s. Input Sensitivity: KHZ range 10HZ-10MHZ 20mV(min.). MHZ range 1MHZ-120MHZ 20mV(min.), 120MHZ-150MHZ 35mV (min.), 150MHZ-200MHZ 40mV(typical). Time Base: 10MHZ crystal, ±10 ppm. Input Impedance: 1M ohm. Response Time: 0.2s. Resolution: 0.1 HZ: 10s gate time, 1HZ: 1s gate time, 10HZ: 0.1s gate time, 100 HZ: 0.01s gate time. Hold the last input signal. Reset counter to 0. DC 9V power adapter not included.

Limited time offer!

Kit: \$ 79.00 68.00
Asmb. \$ 99.00

School Educational Kits Source ...

KA-901 30-In-one electronic lab kit \$ 15.99

No soldering is required! Build a radio, alarm, timer... Earphone for private listening. Uses safe battery power. Requires 4 "AA" batteries*.

KA-902 130-In-one electronic lab kit \$ 29.99

Build 130 funny circuits, AM broadcast station, sonic fish caller, timer... No special tools or soldering required due to pre-mounted parts, pre-cut wires and simple coil-spring connectors. Requires 6 "AA" batteries*.

KA-904 500-In-one electronic lab kit \$ 98.99

Contains its own computer with a simple explanation of the basic(Assembler) language required for operation. Compile programs to discover how computers operate while gaining an understanding of hardware & software. With easy-to-follow manual which explains by comprehensive diagrams.Requires 6 "AA" batteries

KA-905 75-In-one electronic lab kit \$ 24.99

Build strobe light, touch switch, digital circuits, electronic organ... No special tools or soldering required. Requires 4"AA" batteries*.

KA-906 300-In-one electronic lab kit \$ 59.99

Learn about power amplifier, operation amplifier, digital, test instrument & fun games... It even includes a breadboard for adding your own components. Complete with easy-to-follow manual. Requires 6"AA" batteries*.

*Batteries are not included!



KA-906



KA-904

See our catalog for more kits!

Minimum order \$ 20. We accept Visa, MasterCard & Money Orders. Checks allow 2 weeks for clearance. We ship by UPS ground inside US (1-2 lbs min \$ 6.00) and ship by US mail outside US. Please call for orders shipping & handling or fax (foreign) orders. PO Orders are welcome from schools. We are not responsible for typographical errors.

CIRCLE 336 ON FREE INFORMATION CARD

www.americanradiohistory.com

KELVIN™ YOUR SOURCE FOR ELECTRONIC PROJECTS, COMPONENTS, TRAINERS & KITS EST. 1945

KELVIN'S METERS

THE BEST PRICES!

100LE AC/DC Volts...DCA to 10A...Ohm Test...Diode Test...Continuity Buzzer... Battery Test...990087...\$19⁹⁵


150LE AC/DC Volts...DCA to 10A...Ohms to 20M...Diode Test...Continuity Buzzer... Battery Test... Transistor Test...990122...\$29⁹⁵

200LE AC/DC Volts...AC/DC Current to 10A...Ohms to 20M...Diode Test...Continuity Tester with Buzzer... Transistor Test...Autorange...10MΩ Input Impedance...Frequency Test range to 15mHz...Capacitance Test from 2,000 pf to 20mfd...+/- 0.5% Accuracy...3-1/2" LCD Display...990123...\$49⁹⁵

300LE Autoranging to 3,200 counts...AC/DC Volts...AC/DCA to 10A...Ohms to 32M...Continuity Test...Diode Test...990125...\$49⁹⁵

400LE AC/DC Volts...DCA to 20A...Ohms to 2,000M...Diode Test...Continuity Test...Transistor Test...Autorange Frequency to 20mHz with Duty Cycle...Cap. Test to 200mfd...Inductance Test to 20Hy...Maximum Hold...990124...\$79⁹⁵

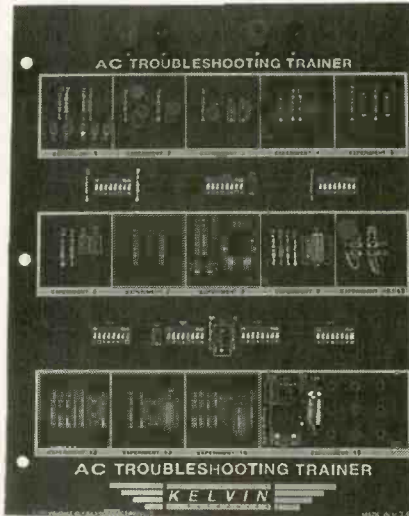
250LE CAPACITANCE METER ONLY
Zero Adjustment...9 Ranges...200pF-20,000 mfd...990126...\$59⁹⁵



1st BREADBOARD LAB™ Trainer

Easy to use; build circuits that are far from simple in function. Includes lab manual with 30 experiments, a 6"x6-1/2" breadboard for students to assemble circuits on and the basic components that most circuits use—right on the board, ready for easy wiring. Assembled. GRADES 6 & UP

840739 \$99



TROUBLESHOOTING TRAINERS

WITH BUILT-IN TEACHER INPUTS

Make teaching electronic circuitry easy and cost-effective using actual electronic equipment, hardware and pre-wired circuits. These inexpensive trainers are easy to set up because they require no wiring or soldering. Common, built-in faults allow students to practice their skills.

Each trainer comes with a pre-wired PC board (8-1/2"x11"), plug-in AC wall transformer, 3-ring storage binder, working electronic circuits, DIP switches, student lab manual and teacher guide. Additional equipment may be required like, digital multimeter, oscilloscope (dual trace, 15mHz or higher) and a function/signal generator (1-2 mHz). Ideal for vocational, trade and 2-yr. schools. Assembled. GRADES 9-COLLEGE.

AC Trainer, 840627 \$195
DC Trainer, 840626 \$195
Digital Trainer, 840856 \$295
Linear/Analog Trainer, 840857 \$295
Communications Trainer, 840951 \$295

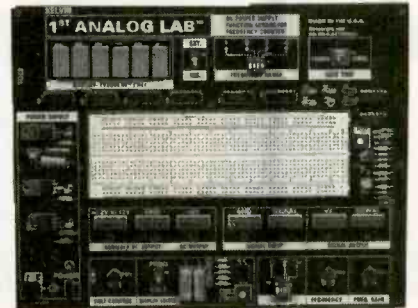


BINARY QUARTZ CLOCK

A great conversation piece! Advanced students can explore binary and digital electronics with Kelvin's exclusive 24-hour binary quartz accurate clock. Features include a built-in alarm and bi-color LEDs. Comes with a DC wall transformer and detailed assembly instructions. GRADES 9 & UP.
Kit, 840589 \$87.95 or \$84.95 ea./10+
Assembled, 840590 \$129.95

"I received the BINARY CLOCK today and assembled it in 3-1/2 hours. It worked great and is hanging on the wall in my living room. Everyone that sees it stares with fascination! They then ask, 'How do you tell time?' I then go into a lecture about binary numbers. Thank you very much."
-John Tillery


"This trainer (TROUBLESHOOTING TRAINER) has exactly what the textbooks & traditional theory labs are missing—instructor-controlled, fault-insert trainers which challenge students to learn potential troubleshooting and problem-solving habits at the very beginning of their technical training."
-David L. Miles, Maryland



1st ANALOG LAB™ Trainer

Economical. This is the ideal trainer to compliment textbooks on analog electronics. Built-in features include: display readout for frequency, audio, power and voltage (6 digit, 7-segment LED); audio generator (up to 60KHz) for sine, square and triangle waves; frequency counter (0-2MHz); power supply (0-12V DC, 5V DC fixed); and wall adapter. GRADES 8 & UP

Kit, 840891 \$125
Assembled, 840890 \$195



INTEL IQ™ TRAINER 8088-Based

Compatible with IBM/PC computers and assembler languages; upwardly compatible to Intel 8088 series, 486 series & the Pentium processor. Enter machine code using keypad or download as Intel hex file. w/LCD display. Assembled. GRADES 9 & UP.

840832 \$495

TEL 1-800-KELVIN-WORLD (1-800-535-8469) or 1-516-756-1750...FAX 1-800-756-1025 or 1-516-756-1763

MAIL Kelvin, 10 Hub Dr., Melville, NY 11747...E-MAIL kelvin@kelvin.com...WEB www.kelvin.com

CIRCLE 249 ON FREE INFORMATION CARD

ALL ELECTRONICS

C O R P O R A T I O N

QUALITY PARTS

FAST SHIPPING

DISCOUNT PRICING

CALL, WRITE, FAX
or E-MAIL For A
Free 96 Page
CATALOG.
Outside the U.S.A.
send \$3.00 postage.

AMPLIFIED MULTIMEDIA SPEAKERS

Midipro # MD58
Amplified stereo speakers for computer/multimedia use. 3 watts RMS/ 12 watts peak full range 8 ohm speakers.

Beige cabinets, ported for extra response. 7.24" x 2.95" x 4.75". Operates on 6 volts. Includes cables. Requires either 4 C cell batteries or 6 to 12 volt power adapter (not included).

CAT # SK-58

\$14.95
pair

Above speaker set including DC POWER ADAPTER/BATTERY ELIMINATOR
CAT# SK-58A \$17.95 per set

SMALL NEODYMIUM RARE EARTH MAGNETS

Semi-circular, irregularly-shaped magnets. Shiny finish with a polarity marking dot. 0.93" long x 0.3" x 0.07" thick. Powerful for their size.

\$1.00
each

CAT# MAG-30

160 pcs. - \$100.00

5 amp Solid State Relay

C.P. CLARE / Theta J # JTA2405-3
Compact, TTL compatible, optically isolated solid state relay for loads up to 5 amps @ 240 vac. 0.8" x 0.82" x 0.56" high epoxy block with a 1.4" long metal mounting flange. 1.19" mounting centers. 0.062" dia. x 0.175" high pins. Can be pc mounted or pins can be wrapped and soldered. UL and CSA listed.

Input: 4 - 8 vdc - Load: 5 amps @ 240 vac

\$6.00
each

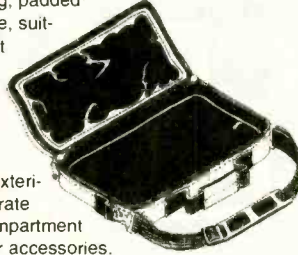
CAT# SSRLY-2405

10 for \$55.00

NOTEBOOK COMPUTER CARRYING CASE

Great looking, padded carrying case, suitable for most notebook computers or similar equipment.

Black leatherette exterior or with separate zippered compartment for papers or accessories. Detachable nylon web shoulder strap. Interior space is 13.5" X 9" X 2.5"



CAT # CSE-12

\$9.75
each

Shoot That TV, VCR Etc.! COLT 45 - STYLE Universal Infrared Remote

The Gunvortor™ is a full-featured, programmable infrared remote control for TV, VCR and Cable converter. It is easy to program and works with most popular video equipment. It can be used like any other IR remote. Or, fire it like a gun. Each time the trigger is pulled it changes channels. A great toy, useful and fun for the channel-surfing couch-potato in your house. Includes instructions. (4 AA batteries not included).



CAT# GNV-1

\$9.95
each

470 UF, 450 VOLT SNAP-IN CAPACITOR

Nichicon LGQ2W471MHSC
1.375" diameter x 2" high.
0.4" lead spacing.



\$4.50
each

CAT# EC-4745

10 for \$40.00

410 UF, 300 VOLT PHOTOFLASH CAP.

Rubycon # 1A2304A
0.7" dia. X 1.7" long. Right angle PC or solder leads on 0.25" centers.



CAT# PPC-410

\$2.00
each

10 for \$18.50
200 for \$320.00

ACE Style Keyswitch




S.P.S.T. on-off keyswitch. Key removable in both positions. High-quality keyswitch with 7 tumbler lock. 0.85" dia. chrome bezel. 0.75" diameter threaded bushing flatted on two sides. Includes brass nut and removable 1.08" dia. escutcheon. Fits panels up to 0.8" thick. Extends 1.75" below mounting surface. Includes 2 keys with black plastic protective handles. Each lock keyed differently. Each lock and key has ID number. Solder or 0.25" qc terminals.

CAT # KSW-15 **\$4.75**
each

AUTOMOBILE VOLTAGE CONVERTER

Run audio, communications and other battery operated devices from your car cigarette lighter. Regulated DC-DC converter supplies selectable voltages from 1.5 Vdc to 12 Vdc at up to 800 milliamps. Adjustable polarity. Includes six different adapter plugs that fit most equipment.



CAT # APC-800

\$4.00
each

ORDER TOLL FREE

1-800-826-5432

MAIL ORDERS TO:
ALL ELECTRONICS CORP.
P.O. BOX 567
VAN NUYS, CA 91408-0567

FAX (818) 781-2653 • INFO (818) 904-0524
INTERNET <http://www.allcorp.com/>
E-MAIL allcorp@allcorp.com

NO MINIMUM ORDER • All Orders Can Be Charged to Visa, Mastercard, American Express or Discover • Checks and Money Orders Accepted by Mail • Orders Delivered in the State of California must include California State Sales Tax • NO C.O.D. • Shipping and Handling \$5.00 for the 48 Continental United States - ALL OTHERS including Alaska, Hawaii, P.R. and Canada Must Pay Full Shipping • Quantities Limited • Prices Subject to change without notice.

MANUFACTURERS - We Purchase EXCESS INVENTORIES... Call, Write, E-MAIL or Fax YOUR LIST.

CIRCLE 214 ON FREE INFORMATION CARD

www.americanradiohistory.com

EARN MORE MONEY!

Be an FCC LICENSED ELECTRONIC TECHNICIAN!



Learn at home in spare time.
No previous experience needed!

No costly school. No commuting to class. The Original Home-Study course prepares you for the "FCC Commercial Radiotelephone License." This valuable license is your professional "ticket" to thousands of exciting jobs in Communications, Radio-TV, Microwave, Maritime, Radar, Avionics and more...even start your own business! You don't need a college degree to qualify, but you do need an FCC License.

No Need to Quit Your Job or Go To School
This proven course is easy, fast and low cost! **GUARANTEED PASS**—You get your FCC License or money refunded. **Send for FREE facts now. MAIL COUPON TODAY!**

Or, Call 1-800-932-4268 Ext. 210

COMMAND PRODUCTIONS

FCC LICENSE TRAINING, Dept. 210
P.O. Box 2824, San Francisco, CA 94126
Please rush FREE details immediately!

NAME _____
ADDRESS _____
CITY _____ STATE _____ ZIP _____

WORLD'S SMALLEST UHF X-tal Locked Video Transmitters \$99.00

So small the transmitter, camera and battery will fit into a cigarette pack!!!

Used by hundreds in covert CCTV, R/C models, movie Special Effects, and Law Enforcement. "I've utilized your transmitters in covert video installations for about one year... previously, I used costly wireless units from Pelco, MVP, and Supercircuits. Nothing approaches the VidLinks in terms of power, picture quality, size, and value. Thank you." *R. Leslie, CCTV Installer, NY.*
"Incredible color, resolution... easy to use, convenient. Very cool." *P. Davis, Props, CA.*
"... like having a TV station in your pocket." *J. Ramsay, Electronic Hobbyist, FL.*



LIVE REMOTE VIDEO FROM: **\$99.00** | ACTUAL SIZE !!!

VidLink 100: 100mW Power- upto 1/4 Mile
\$199.00 New! High-Power!
VidLink 15: 15mW Power- upto 150 Feet
\$99.00 New! Low Price- Same Size!
Covert Camera: 1 1/4" sq. Pinhole Lens
\$169.00 Pro Grade Japanese Quality!
*** Audio Module Now Available. Call.***
Check/MO, COD +\$5.00, S&H \$5.50

AEGIS RESEARCH

#671-1225 E. Sunset Dr.
Bellingham, WA
98226-3529 USA

1-604-224-0416

Visit our virtual catalog on the INTERNET at:
<http://www.lynx.bc.ca/virtualspy>

From MILLIWATTS to KILOWATTS

RF POWER TRANSISTORS • TUBES POWER MODULES



Best pricing on U.S. & Russian

Transmitting & Receiving Tubes Svetlana

3-500ZG • 811A • 833A • 572B
4-400C • 6146B & W • 8560AS • 8875 • 3CX400A7 & U7
3CX1200A7 & Z7 • 3CX1500A7 • 3CX3000A7 • 4CX250B & R
4CX400A • 4CX800A • 4CX1600A & U • 5CX1500A & B
including full range through 4CX20,000A



Complete inventory for servicing
amateur and commercial
communications equipment.

Transistors • RF Modules • Trimmers
Doorknob Capacitors • Heatsinks
Bird Wattmeters • Relays
Broadband Transformers & Combiners

**MOTOROLA
TOSHIBA**



Send for your FREE 1997 Catalog
Same Day Shipping on most orders.



800 RF-PARTS • 760-744-0700
Fax: 888-744-1943 • 760-744-1943
e-mail: rpf@rfparts.com



RF PARTS

435 SOUTH PACIFIC STREET
SAN MARCOS, CA 92069

Digital Entertainment
also available through
Skyvision



USSB



4D TV
FOR C-BAND



Keep your C-band System Running Strong

**BEST Values
from Skyvision!**

Receivers
from \$249
including 4DTV

Dish Movers
12" to 52" for all
C- and Ku-band dishes

LNBS
All kinds
to heat up your picture

Tune-Up Kits
for C/Ku-band & DBS

Programming
Save 30% - 50% with Skypac™

Support
Customers enjoy toll-free technical help

Everything on the air for complete variety

Enjoy debut of new channels
Often in the clear for months

Wild feeds... Action as it happens

Programming you want at a price
you can afford to pay

Whether you're considering your first
satellite TV entertainment system or
looking for an upgrade to your
current system, Skyvision provides
the best in hardware, technical
support, convenience,
low cost and service.



1046 Frontier Drive
Fergus Falls, MN 56537

Fax: 218-739-4879 Int'l: 218-739-5231

All marks shown are registered trademarks
of their respective owners.

1-800-334-6455
www.skyvision.com



CIRCLE 270 ON FREE INFORMATION CARD

August 1997, Electronics Now

91

THE HACKER'S COMPANION CD-ROM

Are you interested in using the internet in ways you never dreamed possible? Want a war-dialer program or something to crack a password? Do you want to learn how the phone company gets ripped off, or learn how to build a red box, or modify a cellular phone? Want to see what the security holes in Windows NT are? Or how to compromise a Unix machine or a BBS? Want to learn how to use the system in ways you never imagined possible? This CD is the place to look! It contains all kinds of computer, telephone and general hacking information. Even a video of dutch hackers breaking into a classified US military computer! In all, over 600 megabytes of fascinating information that's hard to get anywhere else!

PC-COMPATIBLE CD \$29.95 SHIPPING \$3

Cryptography Unlimited CD-ROM

Cryptographic software will soon be outlawed by the US government. Get this important bundle of over 200 megabytes of cryptographic software while you still can! Nobody in the US will even dare to publish a CD like this anymore and we had to import it from Africa! Includes file encryptors, disk encryptors, PGP, steganography, code cracking, RGP phone and lots more!

PC CD-ROM, \$39.95 SHIPPING \$3

Call (800)719-4957 now!

to order (Visa/MC/COD) or call or write for FREE CATALOG of hard-to-get information about computer viruses, computer hacking, security and cryptography!!

American Eagle Publications, Inc.
P. O. Box 1507, Dept. E.
Show Low, AZ 85901

CIRCLE 320 ON FREE INFORMATION CARD

WE SELL RED, BLUE-GREEN & IR

LASERS

HUNDREDS OF UNITS TO CHOOSE FROM!
PRICES AS LOW AS \$40.00!

- ✱ Experiments
- ✱ Laser Light Shows
- ✱ Cutting & Burning
- ✱ Communications

We also carry books and plans about LASERS.

CALL FOR FREE CATALOG!

TEL (909) 278-0563

FAX (909) 278-4887

MWK INDUSTRIES

1269 W. Pomona, Corona, California 91720

See our catalog on the internet.

HTTP://WWW.MWKINDUSTRIES.COM

EMAIL: MKENNY1989@AOL.COM

FM TRANSMITTER KITS! FUN PROJECTS AND MORE!

ELECTRONIC KITS!

WE ACCEPT VISA, MC, MO. COD
SHIPPING & HANDLING EXTRA
XANDI ELECTRONICS, INC.



YOUR MANUFACTURER OF HIGH QUALITY KITS

TECH SUPPORT NUMBER (602-829-0755)

- Powerful 2 stage audio amplifier.
- Tunes 88-108 MHz.
- Up to 1 mile range.
- Requires 9V battery (Not incl.)
- Sensitive, picks up sounds at the level of a whisper.



SUPER-MINIATURE FM TRANSMITTER
Super small FM transmitter. Use with any FM broadcast receiver. Easy to assemble, all chip (SMT) parts are pre-assembled to the circuit board.

XST500 E-Z Kit \$49.95

- Sensitive audio amplifier, picks up sounds at the level of a whisper.
- Tunes 88-108 MHz.
- Up to 1/2 mile range.
- Miniature photo battery mounts right on circuit board. (Included)



MICRO-MINIATURE FM TRANSMITTER
Including the battery, this is the Worlds smallest FM transmitter. Use with any FM broadcast receiver. Easy to assemble, uses pre-assembled circuit board.

XWB1000 E-Z KIT \$46.95

- Up to 1/2 mile range
- Miniature photo battery mounts right on circuit board.
- Transmits at 143 MHz.
- Amazing audio sensitivity, picks up sounds at the level of a whisper.



CRYSTAL CONTROLLED FM TRANSMITTER
Including the battery, this is the Worlds smallest crystal controlled FM transmitter. Transmits to any scanner type receiver. Easy to assemble, uses pre-assembled circuit board.

XTL1000 E-Z KIT \$69.95

- Transmits a continuous beeping tone.
- Transmits at 143 MHz.
- Up to 1 mile range.
- Works with most any scanner type receiver.



TRACKING TRANSMITTER
Only 0.75 by 1.8 inches including the battery, the XTR300 is ideal for use in locating lost model rockets, bicycles, automobiles, games of hide and seek, and contests.

XTR300 E-Z Kit \$79.95

- Dial your phone from anywhere and listen to the sounds inside your home.
- Two digit Touch Tone code for secure operation.



TELEPHONE SNOOP
The latest in home or office security. Call home from anywhere, enter a two digit security code, and hear the sounds in your home. Automatically turns on without ringing the phone. Verifies code, then activates for one and a half minutes.

XPS-CASE KIT \$14.95

XPS1000 C KIT \$55.95

- Smallest Phone transmitter anywhere!
- Tunes 88-108 MHz.
- Up to 1/4 mile range.
- Attach to phone line anywhere in house.
- No batteries required, powered by phone line.



SUPER-MINIATURE PHONE TRANSMITTER
Worlds smallest FM phone transmitter. Use with any FM broadcast receiver. Easy to assemble, all chip components are pre-assembled to the circuit board.

XSP250 E-Z Kit \$34.95

- Professional quality
- Uses new Microwave Integrated Circuit amplifier.
- Assembly is a snap
- Covers 1 to 2,000MHz.
- Adjustable sensitivity
- Audio jack for privacy ear phone.



SUPER SENSITIVE BUG DETECTOR
Any intercepted signal causes an audio tone that increases from a low pitched growl to a high pitched squeal as you get closer to the source of the signal.

XBD500 E-Z Kit \$129.95

- Use with any FM broadcast receiver.
- Hear every sound in an entire house!
- Up to 1 mile range.
- Powerful 2 stage audio amplifier.



MINIATURE FM TRANSMITTER
The XFM100 has a super sensitive microphone and is capable of picking up sounds at the level of a whisper and transmitting them to any FM broadcast receiver.

XFM100 C Kit \$21.95

- Will analyze live voice best, but will work over the phone, and even from recordings
- Has built in microphone.
- Easy to use LED output display
- Voice-stress analysis instantaneous.



VOICE-STRESS ANALYZER
SEE THROUGH LIES AND DECEIT! This is the latest breakthrough in voice-stress analysis. Know if someone is under stress such as when telling a lie

XVA250 C Kit \$49.95

- Digital voice changing, male to female, female to male, adult to child, child to adult.
- Use with any modular phone.
- 16 levels of voice masking.
- Connects between handset and phone.



VOICE CHANGING ACCESSORY
STOP THOSE ANNOYING TELEPHONE CALLS!
Sound older and tougher when you want to. Not a kit. Fully assembled. Use with single or multi-line phones.

TRANSITION 2001 \$69.95

- Uninterrupted coverage of 800 to 950 MHz.
- Works with any scanner that can receive 400 to 550 MHz.




800-950 MHz SCANNER CONVERTER KIT
If your scanner can receive 400-550 MHz, just add the XLC900 for uninterrupted 800-950 MHz coverage. It converts all 800-950 MHz signals down to 400-550 MHz so your scanner can receive them! Add our custom case kit for that "Professional" look.

XLC-CASE KIT \$14.95

XLC900 C KIT \$49.95

- Transmit high quality stereo to any FM stereo receiver.
- Built-in output level monitor for quick and easy tuning.
- Ideal for use with personal CD player.



FM STEREO TRANSMITTER
Transmit full-bodied Hi Fi stereo to any FM stereo receiver. Separate left and right inputs and gain controls. Includes an output booster stage for greater range.

XFS-CASE KIT \$14.95

XFS108 C KIT \$39.95

XANDI ELECTRONICS, INC.
Serving the public since 1981
1270 E Broadway Rd. # 113, Tempe AZ 85282

TOLL FREE ORDER LINE: 1-800-336-7389

FAX LINE: 1-602-731-4748

CALL FOR YOUR FREE CATALOG

SEND MAIL XANDI ELECTRONICS
ORDERS TO: BOX 25647
TEMPE, AZ 85285-5647

CIRCLE 280 ON FREE INFORMATION CARD

PROFESSIONAL DESOLDERING with the New & Improved

More Vacuum

Lane Norman - Normans Electronics Inc. Atlanta GA 404-451-5057
A cost effective solution to desoldering equipment at less than half the price of most equipment. It's performance is ASTOUNDING.

Mike Murphy - Service Center - Van Nuys CA 818-785-7805

The single best investment of repair equipment we've made. It outperforms all other desoldering tools we've used. Easier to use and least expensive.

Quicker Vacuum

Bob Monroe - M.A.R.C. Electronics - Virginia Beach VA 804-468-3932
Best investment we've made. Saves time, especially with multi-sided PCB's. Extremely pleased with warranty. Failed within 6 months and replaced by DEN-ON overnight.

Dick Manning - Dicks Electronics - Hartland WI 414-367-8339
The ease & speed of component removal greatly increases productive time. The SMD kit makes SMD removal a breeze, even for inexperienced Techs.

George Hefner - Hefner Electronics - Coleridge NE 402-283-4333
Being a one-man service center, I hesitated to spend the money on a desoldering tool, however all that changed when I nearly ruined a \$400 computer logic board. It has cut my desoldering time by 50%.

Higher Temperature

Don Cressin - Certified Electronics Service - Ellicott City MD 301-461-8008
We have obtained excellent results with the SC7000 including repairing high density U/V tuners. It is one of the best purchases we have made.

Doug Pettit - LuRay Electronics - LuRay VA 703-743-5400
We found that the SC7000 not only saves money vs. wick, but saves valuable time in troubleshooting. It allows you to be more accurate in removing SMD's.

Randy Whitehead - Service West - Salt Lake City UT 801-262-4069
My techs thought it would be a waste. I bought one anyway after a demo. My techs then fought over it. Now we have three. It is the Best desoldering tool we have ever used.

Same Low Price

DEN-ON SC7000Z



FREE TRIAL

Available on Request

Sale Price
\$395.00

Price includes
stand worth \$25.00
one extra filter and
two tip cleaners.

Timothy Kraft Monikraft, Inc.
Cherry Hill, NJ 609-751-3252
We replaced all our existing desoldering stations with the SC7000. Our technicians are very pleased with the improved performance, portability, and reliability over our previous higher priced equipment.

Bill Warren CET/CSM
Warrens Audio & Video
Knoxville TN - 234-546-1128
We have been extremely satisfied with the quality and durability of the DEN-ON SC7000 as well as with after the sale support.

Keith Sals - J & M Electronics - Omaha NE 402-291-7100
It's a must tool for my bench. I can desolder multiple pin IC's quickly and clean. It will even take up large solder amounts on tuner and case grounds.

Check us out on the WEB
<http://www.heinc.com>

New Features

- ◆ Totally Self Contained diaphragm vacuum pump and AC motor for high vacuum suction or reversible hot air blow for SMD removal.
- ◆ 100Watt Ceramic heater with zero-crossover switching heater control circuit which prevents spikes and leakage currents.
- ◆ Unique patented long lasting filter cartridge design. Solder builds up on easily cleaned baffle, while air flows around the outside of baffle.
- ◆ Totally ESD Safe. The housing contains carbon and the tip is at ground potential for complete ESD Protection.
- ◆ Maximum vacuum of 650mmHg is attained in 100 milliseconds.
- ◆ Temperature adjustable from 300°C - 500°C (572°F - 932°F).
- ◆ More suction power and hotter temperature if needed.

New Specifications

- ◆ Voltage — AC100v, 120V, 230V, 50/60Hz
- ◆ Power Consumption — 120W
- ◆ Pump — Diaphragm Type
- ◆ Motor Output — 12W
- ◆ Vacuum Attained — 650mmHg
- ◆ Temperature Range — 300°C — 500°C (572°F — 932°F)
- ◆ Air Flow Rate — 15 Liter/Minute (Open)
- ◆ Heater — 100W (Ceramic)
- ◆ Control System — Feed Back Zero Cross-over Type
- ◆ Net Weight — 420Grams
- ◆ Max. Temp. of Hot Blow — 400°C

Visa - M/C - Discover - American Express - Terms to Qualifying Companies
30 Day Money Back Total Satisfaction Guarantee - One Year Parts and Labor Warranty

HOWARD
HEI ELECTRONIC
INSTRUMENTS INC
Your Desoldering Specialists

Toll Free U.S. and Canada

1-800-394-1984

Web Site www.heinc.com
E-Mail sales@heinc.com
International (316) 744-1993
or Fax (316) 744-1994

CIRCLE 317 ON FREE INFORMATION CARD

CONTROL MEASURE INPUT

RELAYS • LIGHTS • MOTORS
TEMPERATURE • PRESSURE • LIGHT LEVELS • HUMIDITY
SWITCH POSITIONS • THERMOSTATS • LIQUID LEVELS

MODEL 30 \$79



- PLUGS INTO PC BUS
- 24 LINES DIGITAL I/O
- 8 CHANNEL
- 8 BIT A/D IN
- 12 BIT COUNTER
- UP TO 14K SMP/SEC

MODEL 45 \$189



- RS-232 INTERFACE
- 8 DIGITAL I/O
- 8 ANALOG INPUTS
- 2 ANALOG OUTPUTS
- 2 COUNTERS-24 BIT

MODEL 100 \$279




- 12 BIT 100 KHZ A/D
- 4 ANALOG OUTPUTS
- 3 TIMER COUNTERS
- 24 DIGITAL I/O

MODEL 60 \$179




- 2 AMP RELAYS
- 16 DIGITAL I/O
- 1 1/2 BIT ANALOG INPUT

MODEL 40 \$99



- RS-232 INTERFACE
- 28 LINES DIGITAL I/O
- 8 ANALOG INPUTS
- PWM OUTPUT
- OPTIONAL 12 BIT A/D

MODEL 70 \$239



- RS-232 INTERFACE
- 18 BIT A/D
- 5.5 DIGIT
- UP TO 60 SMP/SEC

NEED A CUSTOM PCB? TRY US.

PRAIRIE DIGITAL, INC.
PHONE 608-643-8599 • FAX 608-643-6754
846 SEVENTEENTH STREET • PRAIRIE DU SAC, WISCONSIN 53578

CIRCLE 326 ON FREE INFORMATION CARD

RF Data Modules

Transmitters



TXM-4XX-A..... \$24.50
TXM-4XX-F..... \$25.80

- ERP 0.25mW into 50Ω
- 3V(F), 5V(F) or 6-12V(A)
- 418 or 433.9MHz FM
- simply add antenna, data, power
- Range up to 200m
- Analog or digital data i/p
- SAW controlled - stability

Receivers



SILRX-4XX-A..... \$39.38
SILRX-4XX-F..... \$41.92

- Only 21 x 47 x 5mm
- 13mA; 130uA on power save (100:1)
- Carrier detect o/p
- 418 or 433.9MHz FM Superhet
- SAW controlled - stability
- Analog or digital o/p
- Wide supply range 4.5-9V (A/F ver.)
- Fast enable time <3ms

Transceivers



BIM-4XX-F..... \$87.36

- Only 23 x 33 x 11mm
- Up to 40,000bps of balanced code
- Up to 170m range.
- 5v operation
- 418 or 433MHz FM
- Direct interface to 5V CMOS logic
- Fast 1ms enable from power saving

RS232 Transceiver



59 x 40 x 14mm
CYPHERNET-RS232..... \$139.30

- 3 wire RS232 interface
- Up to 38400 bps
- 418 or 433MHz FM. 7.5-15Vdc
- TX/RX LED indication
- Up to 150m range



Volume Discounts
Free Catalog Available
MasterCard / Visa

Tel: 416-242-3120
Fax: 416-242-2697
FaxBack: 416-242-3082

67 Hamptonbrook Dr • Weston • ON • M9P 1A2 • Canada

ELECTRONIX EXPRESS

WELLER SOLDERING STATION - MODEL WLC 100

- Variable power control (5 to 40 watts)
- Replaceable heating element
- Quality light-weight pencil iron

\$36⁹⁵



DUAL-TRACE OSCILLOSCOPE

Goldstar 9020
20MHZ **\$339⁰⁰**



5 MHz, DIGITAL DISPLAY

MODEL 4011 **\$230⁰⁰**



SCOPE PROBE

60 MHZ
SWITCHABLE X1, X10 **\$12⁹⁵**

DIGITAL MULTIMETER

WITH CAP/FREQUENCY
TRANSISTOR TESTER
Model DM645 **\$34⁹⁵**




ALLIGATOR LEADS \$2¹⁰

SET OF 10



SWITCHES

8 POS DIP 60¢ ea.
Mini Toggle SPDT 50¢ ea.



PAD-234 DIGITAL/ ANALOG TRAINER

Complete portable workstation. Variable and fixed power supplies, function generator, digital I/O, rugged design, high impact case.

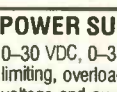


Assembled **\$145⁰⁰**
Kit **\$95⁰⁰**

HIGH QUALITY TOOLS

With Cushion Grips and Return Spring

Needle Nose Pliers **\$2⁹⁵**



Wire Stripper **\$1⁵⁰**



Diagonal Cutter **\$2⁹⁵**



POWER SUPPLIES

0-30 VDC, 0-3 Amp. Built-in current limiting, overload protected, constant voltage and current operation.

01PSGP4303A Analog Display **\$169.00**
01PSGP4303D Digital Display **206.00**



SOLDERLESS BREADBOARD

830 tie points. MB102PLT model features 3 binding posts and aluminum backplate.

| Part No. | 1-9 | 10+ |
|----------|------|------|
| MB102 | 5.95 | 5.00 |
| MB102PLT | 8.95 | 8.00 |



HELPING HAND WITH MAGNIFIER

#060836 **\$3⁵⁰**




RESISTOR KIT

1/4W 5% film. 5 pieces each of 73 values. 365 pieces total.

\$3⁹⁵

SOLDERING IRON 3-WIRE HIGH PERFORMANCE

#060501 **\$5²⁵**



SOLDERING IRON STAND W/SPONGE

#060842 **\$3⁵⁰**



1 LB. 60/40 Solder Roll .031" **\$5⁹⁵**

DESOLDER PUMP W/TIP

#060820 **\$3⁵⁰**

15 TURN POT

Booms 3006P series. All standard values available. **69¢ ea.**

7 SEG. DISPLAY

MAN72 C.A.Red 0.3" **60¢ ea.**
MAN74 C.C.Red 0.3"



FREE CATALOG

MORE Low-Priced Items In Our **FREE** 192-Page Catalog



TERMS: Min. \$20 + shipping. School Purchase Orders, VISA/MC, Money Order, Prepaid. NO PERSONAL CHECKS. NO COD. NJ Residents: Add % Sales Tax.

In NJ: 908-381-8020
FAX: 908-381-1572

365 Blair Road • Avenel, NJ 07001-2293

800-972-2225

<http://www.elexp.com>

Email: electron@elexp.com

CIRCLE 334 ON FREE INFORMATION CARD

Roger's Systems Specialist

800-366-0579

"We Have Great Connections"

Internet Catalog Online! <http://www.rogerssystems.com>

Cables ★ Connectors ★ Accessories

Computer • Telecommunications • Network • Audio • Video

© 1993

PRINTER CABLES

10' Bi-Directional Printer Cable

DB25 male to standard 36 Centronics Cable for HP laser and others; meets 1284-IEEE standards

#CC-PRI-1284 \$10⁰⁰ each

3' Standard Printer Cable

#CC-PR3 \$2⁵⁰ each

6' Standard Printer Cable

#CC-PR6 \$3⁰⁰ each

PC Compatible Joysticks

- Ergonomic design
- 3 positive fire buttons & trigger
- 6ft cable
- High quality 15 pin connector



\$14⁰⁰ each

Also Available

19 Button Programmable Model \$28⁰⁰ each

2 Computers to 1 Parallel Printer

Manual/Auto Switch • Easy to install and operate
All DB25 female connections



Magavox Remote

Preprogrammed Operates all primary functions and some extras for TV, VCR, Cable Box Will do 2 each!!

The perfect replacement for lost or broken remotes

#TM-REM-MAG \$10⁰⁰ each

Blow Out!



#DS-201P \$10⁰⁰ each

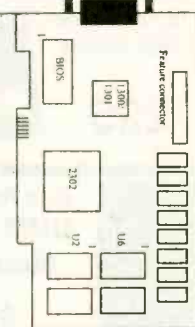
Call regarding our new Bi-Directional Auto Switches

IBM Compatible SVGA Card

Vesa Local Bus card with 1 MB RAM

Fast screen refresh and compatible with most hardware and software

- 32-bit operation
- Built in cache
- GUI Acceleration
- Up to 1280 x 1024 resolution
- Windows 3.1 and Windows 95



#TM-VGA-1MEG \$22⁰⁰ each

10/\$19.50



Many Data Switch Boxes available starting at \$6⁵⁰!!
Best Selection

CD Jewel Case

Replacement for original case



#TM-CD1 \$1.40 each

10/\$1.33 100/\$2.25

I-EEE 1284 Printer Cable

10' Bi-Directional DB25 Male to Mini Centronic 36 A.K.A. type "A" - "C"

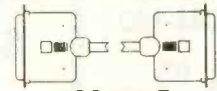


#CC-PR6-BIMIN \$4⁵⁰ each

Any quantity

SCSI 1 TO SCSI 1 Cable

50 pin Centronics male to male



#CC-676-E 6 foot \$2⁰⁰ each

Close Out!

DB25 Null Modem Adaptor

for serial printer and plotters male to female

#CA-134 \$2⁰⁰ each

20/\$1.60 50/\$1.40



Printer Adaptors

DB25 male to 36 pin female Centronics

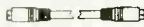


#CA-180 \$1⁰⁰ each

Close out!

S-Video Cable

4ft cable Oxygen-Free wire 4 pin mini male to male



#VC-735-4 \$1⁰⁰ each

50/\$.75

Parallel Port

DB25 Female to 26 pin socket IDC



#CN-702 \$.50 each

100/\$.40

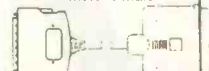
SVGA Shielded Extensions

6 ft. male to female

#CC-VGA-4 \$2⁰⁰ each

SCSI 2 to SCSI 1

3 foot male to male



#CC-679 \$18⁰⁰ each

Close Out!

12" Gooseneck Microphone

Condenser style 3.5mm, Stereo plug Fits any sound card or voice modem

#TM-MIC-3 \$4⁰⁰ each

3/\$10.00



3 1/8" ball Bearing type; Standard replacement fan for PC/AT mini-full towers

12v DC Fan

#TM-FAN \$3⁰⁰ each

20/\$2.50



Heat Sink with Fan

For Pentium Bi-Pin Connector



\$2⁰⁰ each

100/\$1.60 each

Miniature Mouse

2-Button, black Great for small hands or laptop!

#TM-290-MINI

Call for best price!

Roger's Systems has Moved!!!

805-295-5577 Remember, We Have Great Connections...For You! FAX 805-295-8777

\$10.00 minimum order required • Add \$4.50 shipping for pre-paid orders

California residents add 8.25% tax • eMail Sales@RogersSystems.com

Call for quantity discounts • No out of state checks accepted • Most orders shipped same day

24895 Avenue Rockefeller, Valencia, CA 91355



CIRCLE 323 ON FREE INFORMATION CARD

CALL TOLL FREE
 (800) 292-7711 orders only
 Se Habla Español

C&S SALES
 EXCELLENCE IN SERVICE

CALL OR WRITE FOR
 A FREE 60 PAGE
 CATALOG!
 (800) 445-3201

XK-550 Digital / Analog Trainer

Elenco's advanced designed Digital / Analog Trainer is specially designed for school projects. It is built on a single PC board for maximum reliability. It includes 5 built-in power supplies, a function generator with continuously sine, triangular and square wave forms. 1560 tie point breadboard area.

XK-550
 Assembled and Tested
\$169.95

XK-550K - Kit
\$139.95

Tools and meter shown optional



TK-3000

\$89.95

Tools Included:

- SR-2 - Deluxe Soldering Iron
- SH-1 - Soldering Iron Stand
- ST-1 - Diagonal Pliers
- ST-2 - Long Nose Pliers
- ST-30 - Deluxe Wire Stripper
- SE-1 - Solder Ease Kit
- ND-3 - 3 pc. Nut Driver Set
- TL-8 - Precision Screw Drivers
- ST-5 - Screw Driver Slotted 3/16"
- ST-6 - Screw Driver #1 Phillips
- ET-10 - IC Puller
- SP-2 - Solder Pump
- ST-20 - Safety Goggles
- ST-9 - Pocket Screw Driver
- ST-4 - Solder Tube
- SW-3 - Solder Wick




A professional technician service tool kit in a metal reinforced tool case with heavy-duty handle and locks. A removable pallet handles most of the tools listed with more room for tools and parts in the lower half.

GF-8026 w/ Frequency

- Linear and Log Sweep
- Counter Range 1Hz to 10MHz
- .02Hz to 2MHz
- 4 Digit Display

\$225



MX-9300 Four Functions in One

• One instrument with four test and measuring systems:
 Digital Multimeter • Digital Triple Power Supply
 (0-30V @ 3A, 15V @ 1A, 5V @ 2A)
 1.3GHz Frequency Counter • 2MHz Sweep Function Generator

\$479.95



Model XP-581

4 Fully Regulated DC Power Supplies In One Unit
 4 DC voltages: 3 fixed - +5V @ 3A, +12V @ 1A, -12V @ 1A

\$85



**Auto Ranging Hand-Held
 DMM w/ Bar Graph
 Model EDM-163**

\$89.95

7 Functions with data hold
 Compares to Fluke Model 77II

**Digital Multimeter
 Model M-1700**

\$39.95

11 functions including freq to
 20MHz, cap to 20µF. Meets UL-
 1244 safety specs.



Fluke Multimeters

| 70 Series | 80 Series |
|---------------------------|-------------------------|
| Model 70II \$74.95 | Model 83 \$235.00 |
| Model 73II \$97.50 | Model 85 \$269.00 |
| Model 75II \$135.00 | Model 87 \$289.00 |
| Model 77II \$154.95 | |
| Model 79II \$175.00 | |

B&K Precision Multimeters

| | |
|--------------------------|---------------------------|
| Model 391 \$159.00 | Model 388A \$99.00 |
| Model 390 \$139.00 | Model 2707 \$79.00 |
| Model 389 \$109.00 | Model 2860A \$85.00 |

Kit Corner

over 100 kits available

PT-223K

\$15.95

Phone kit
 with training
 course.




**Fiber Optics
 Technology**

with training
 course
Model FO-30K

\$19.95



**Model AM/FM-108K
 Transistor Radio Kit**
 with training course



**M-1005K
 Compact
 Multimeter
 Kit**

\$19.95
 6 Functions
 & Transistor
 Test



**Model M-6100
 Programmable DMM**

Includes **FREE** Computer Interface
 and **FREE** Software

- Analog Bar Graph
- Large 3 3/4" LCD Display
- Menu Driven
- Triple Display
- RS-232 Interface
- True RMS
- 9 Basic Functions including cap. & freq.
- Auto Power Off
- Easy-to-use

\$125

**WE WILL NOT BE UNDER-
 SOLD**

UPS SHIPPING: 48 STATES 5%

C&S SALES, INC.

150 W. CARPENTER AVENUE
 WHEELING, IL 60090
 FAX: (847) 541-9904 (847) 541-0710
http://www.elenco.com/cs_sales/



**15 DAY MONEY BACK
 GUARANTEE**

FULL FACTORY WARRANTY

PRICES SUBJECT TO CHANGE WITHOUT NOTICE

CIRCLE 333 ON FREE INFORMATION CARD

www.americanradiohistory.com

**FREE PROBES
WITH ALL
SCOPES**

OSCILLOSCOPES

Lowest Prices of the Year!

CALL OR WRITE FOR
A FREE 60 PAGE
CATALOG!
(800) 445-3201

B&K Precision Scopes

60MHz ANALOG WITH DIGITAL STORAGE

Model 2560



- Cursors and readouts
- RS-232 port
- 20MS/s real time sampling
- 1GHz equivalent time sampling (at 0.1µs/div)
- Prints via RS-232 port to any HP-GL plotter

\$1995

20MHz ANALOG WITH DIGITAL STORAGE

Model 2522A



- 20MHz analog bandwidth
- 20MS/s sampling rate
- 2K memory per channel
- 300MHz equivalent time sampling
- Pre-trigger capture

\$869.95

100MHz THREE-TRACE

Model 2190A



- 1mV/division sensitivity
- Sweeps to 5ns/division
- Dual time base
- Signal delay line
- 15KV accelerating voltage

\$1379.95

60MHz DUAL-TRACE

Model 2160A



- 1mV/division sensitivity
- Sweeps to 5ns/division
- Dual time base
- Signal delay line
- V mode displays two signals unrelated in frequency
- Component tester

\$949.95

40MHz DUAL-TRACE

Model 1541C



- 1mV/division sensitivity
- Video sync separators
- Z-axis input
- Single sweep
- V mode displays two signals unrelated in frequency
- Component tester

60MHz, CURSORS & READOUTS, DUAL TIME BASE

Model 2260



- Cursors and readouts
- 1mV/div sensitivity
- 23 calibrated ranges - main time base
- 10 calibrated ranges - delayed time base
- Signal delay time
- V mode - displays 2 signals unrelated in frequency
- Component tester
- Z-axis input
- Single sweep
- Compact low-profile design

\$1225

20MHz DUAL-TRACE

Model 2120 - 2 Year Warranty

Special \$389.95

Model 2125 with delayed sweep

\$539.95




- 1mV/division sensitivity
- AUTO/NORM triggered sweep operation
- AC, TVH, TVV and line coupling
- Calibrated 19 step time-base with x10 magnifier
- Compact low-profile design

Affordable Spectrum Analyzers by B&K

500MHz Series
Model 2615 - \$1595
Model 2620 w/ tracking
generator - \$1895

1.05GHz Series
Model 2625 - \$2395
Model 2630 w/ tracking
generator - \$2995



Quality Scopes by Elenco



Free DMM
w/ any Elenco
Scope
(\$20.00 value)!!



60MHz

DS-603 **\$1350**

- Analog / Digital Storage
- 20MS/s Sampling Rate

S-1360 **\$749**

- Analog with Delayed Sweep

40MHz

S-1345 **\$569**

- Analog with Delayed Sweep

S-1340 **\$475**

- Analog

2 Year

25/30MHz

DS-303 **\$1095**

- Analog / Digital Storage

S-1330 **\$439**

- 25MHz Analog
- Delayed Sweep

S-1325 **\$325**

- 25MHz Analog

OSCILLOSCOPE SELECTION CHART

ANALOG

| Model | Bandwidth MHz | Sensitivity (max) | No. of Channels | Sweep Rate Max ns/div | Delayed Sweep | Video Sync | Component Tester | Beam Fnd | Time Base |
|--------|---------------|-------------------|-----------------|-----------------------|---------------|------------|------------------|----------|-----------|
| S-1360 | 60 | 1mV/div | 2 | 10ns/div | Yes | Yes | Yes | Yes | 2 |
| S-1345 | 40 | 1mV/div | 2 | 10ns/div | Yes | Yes | Yes | Yes | 2 |
| S-1340 | 40 | 1mV/div | 2 | 10ns/div | No | Yes | No | No | 1 |
| S-1330 | 25 | 1mV/div | 2 | 10ns/div | Yes | Yes | Yes | Yes | 2 |
| S-1325 | 25 | 1mV/div | 2 | 10ns/div | No | Yes | No | No | 1 |

DIGITAL STORAGE

| Model | Bandwidth MHz | Analog Sen (max) | No. of Channels | Sampling Rate | Memory Channel | Internally Backed Up | Pretrigger % | Output |
|--------|---------------|------------------|-----------------|---------------|----------------|----------------------|---------------|--------|
| DS-303 | 30 | 1mV/div | 2 | 20MS/S | 2K | Yes | 0, 25, 50, 75 | RS232 |
| DS-603 | 60 | 1mV/div | 2 | 20MS/S | 2K | Yes | 0, 25, 50, 75 | RS232 |

HURRY... AT PRICES THIS LOW THEY'LL BE GONE FAST!
HITACHI SCOPES
Inventory Reduction Sale
Lowest Prices of the Decade!

V-209 - 20MHz Battery Operated
Was \$1505, NOW \$1095 Save \$410

V-695 - 60MHz w/ Cursors
Was \$1815, NOW \$1395 Save \$420

V-422 - 40MHz Was \$965,
NOW \$765 Save \$200

V-1065A - 100MHz w/ Cursors
Was \$2139, NOW \$1565 Save \$574

V-525 - 10MHz w/ Cursors
Was \$1355, NOW \$955 Save \$400

V-1560 - 100MHz Was \$1790,
NOW \$1490 Save \$300

V-552 - 50MHz Was \$1195,
NOW \$850 Save \$345

V-1565 - 100MHz w/ Cursors
Was \$1960, NOW \$1595 Save \$365

V-555 - 50MHz w/ Cursors
Was \$1375, NOW \$975 Save \$400

V-252 - 20MHz **\$419**

Fluke Scopemeters



91 \$1225
92B \$1445
96B \$1695
97 \$1795
97A \$2945
99B \$2095
Call or write for
complete specs.

**WE WILL NOT BE UNDER-
SOLD**

UPS SHIPPING: 48 STATES 5%

C&S SALES, INC.

150 W. CARPENTER AVENUE
WHEELING, IL 60090
FAX: (847) 541-9904 (847) 541-0710
http://www.elenco.com/cs_sales/



**15 DAY MONEY BACK
GUARANTEE**

FULL FACTORY WARRANTY

PRICES SUBJECT TO CHANGE WITHOUT NOTICE

❖ ATTENTION CABLE VIEWERS ❖

CABLE VIEWERS . . . get back to your **BASIC** Cable Needs

Call 800-577-8775

For information regarding all of your **BASIC** cable needs.



**BASIC
ELECTRICAL
SUPPLY &
WAREHOUSING
CORPORATION**

5 GOOD REASONS TO BUY OUR FAR SUPERIOR PRODUCT

- ❖ PRICE
- ❖ EFFICIENT SALES AND SERVICE
- ❖ WE SPECIALIZE IN 5, 10 LOT PRICING
- ❖ ALL FUNCTIONS (COMPATIBLE WITH ALL MAJOR BRANDS)
- ❖ **ANY SIZE** ORDER FILLED WITH SAME DAY SHIPPING

We handle **NEW** equipment **ONLY** - Don't trust last year's **OBSOLETE** and **UNSOLD** stock!
COMPETITIVE PRICING—DEALERS WELCOME

HOURS: Monday-Saturday 9-5 C.S.T.

It is not the intent of B.E.S.W. to defraud any pay television operator and we will not assist any company or individual in doing so. Refer to sales personnel for specifications.

P.O. Box 8180 ■ Bartlett, IL 60103 ■ 800-577-8775

CIRCLE 324 ON FREE INFORMATION CARD

Radiotelephone - Radiotelegraph

FCC Commercial License

Why Take Chances?

Discover how easy it is to pass the exams. Study with the most current materials available. Our **Homestudy** Guides, Audio, Video or PC "Q&A" disks make it so fast, easy and inexpensive. No college or experience needed. The new commercial FCC exams have been revised, covering updated Aviation, Marine, Radar, Microwave, New Rules & Regs, Digital Circuitry & more. We feature the Popular "Complete Electronic Career Guide". 1000's of satisfied customers **Guarantee** to pass or money back. Newest Q&A pools.

Send for **FREE DETAILS** or call
1-800-800-7588

WPT Publications
4701 N.E. 47th St.
Vancouver, WA 98661

Name _____

Address _____

City _____ St. _____ Zip _____

1-800-800-7588


Electronics Now, August 1997

98

Move it With!

CYBERMATION MOTION CONTROL

Robotics • Data Acquisition • Industrial Control • Manufacturing



Complete Motion Control System

Includes: Master Control Card, Cyberbus Motherboard, 12vac. Trans, 2ea. 8oz. 100 Step Multi-axis Motors also Documentation
IBM compatible Software with **FREE** Source Code
Feature: Bi-Directional 8 bit Read And Write Port, Card Addressable Variable Speed, Step, Range, Direction and On/Off Control

◆ **SYSTEM ONLY \$299.95** ◆

Send Check or M.O. to
CYBERMATION
1943 Sunny Crest Drive,
Suite 288
Fullerton, Ca. 92835

New Web Site!
www.cybermationsys.com

Visa, Mastercard and AMEX


Call Us Today!

Phone: (714) 879-2000

Fax: (714) 992-2082

Add \$12.00 S&H
Ca residents add sales tax

386 SBC \$83



- OEM (1K) PRICE INCLUDES:
- 5 SER (8250 USART)
 - 3 PAR (32 BITS MAX)
 - 32K RAM, EXP 64M
 - STANDARD PC BUS
 - LCD, KBD PORT
 - BATT. BACK. RTC
 - IRQ0-15 (8259 X2)
 - 8237 DMA 8253 TMR
 - BUILT-IN LED DISP
 - UP TO 8 MEG ROM
 - CMOS NVRAM

USE TURBO C, BASIC, MASM RUNS DOS AND WINDOWS EVAL KIT \$295

\$95 SINGLE PIECE PRICE UNIVERSAL PROGRAMMER

- DOES 8 MEG EPROMS
- CMOS, EE, FLASH, NVRAM
- EASIER TO USE THAN MOST
- POWERFUL SCRIPT ABILITY
- MICROCONT. ADAPTERS
- PLCC, MINI-DIP ADAPTERS
- SUPER FAST ALGORITHMS



- OTHER PRODUCTS:
- 8088 SINGLE BOARD COMPUTER OEM \$27 ... *95
 - PC FLASH/ROM DISKS (128K-16M) 21 75
 - 16 BIT 16 CHAN ADC-DAC CARD 55 195
 - WATCHDOG (REBOOTS PC ON HANGUP) 27 95

*EVAL KITS INCLUDE MANUAL BRACKET AND SOFTWARE. 5 YR LIMITED WARRANTY FREE SHIPPING HRS: MON-FRI 10AM-6PM EST

MVS BOX 850 MERRIMACK, NH (508) 792 9507

HOME AUTOMATION

World's Largest Selection!

Widest Selection of X-10 Devices Available

Hundreds of hard-to-find automation, X-10 and wireless control products. Computer interfaces, software, development tools, lighting control, telephone systems, security systems, surveillance cameras, infra-red audio/video control, HVAC, pet care automation, wiring supplies, books and videos and much more!



Packed with Pictures & Diagrams

HOME AUTOMATION SYSTEMS, Inc.

Questions: 714-708-0610 Fax: 714-708-0614
e-mail: catalog@smarthome.com
http://www.smarthome.com/smarthome

Lowest Prices Guaranteed!

24 Hours **Call 800-SMART-HOME** 800-762-7846

The Greatest Thing Since Sliced Bread

Our free Consumer Information Catalog lists more than 200 free and low-cost government booklets that are helpful and practical. To get your free copy, send your name and address to:

**Consumer Information Center
Department GT
Pueblo, Colorado 81009**

DATA ACQUISITION

Affordable Hardware and Software for PC's

ANA100 Analog I/O \$ 99



- * 8 Channel 8-Bit
- * 0 to 5 Volt Input
- * 14 TTL I/O lines
- * Analog Output
- * 400KHz Sampling

DIG100 Digital I/O \$ 39



- * 8255 PPI
- * 24 or 48 TTL I/O Lines option
- * Selectable Base Address

ANA150 Analog/Counter... \$ 89



- * 8 Channel 8-Bit
- * 0 to 5 Volt input
- * 3 16-Bit Counters
- * 400KHz Sampling

DIG200 Counter I/O \$ 79



- * 3 16-Bit Counters
- * 8 TTL Input lines
- * 8 TTL Output lines
- * Selectable Clock Frequency input

ANA200 Analog I/O \$ 79



- * 1 Channel 12-Bit
- * 0 to 5 Volt input optional bi-polar
- * 100KHz / 300KHz Sampling rate
- * 24 TTL I/O lines

ANA201 Analog \$ 129



- * 8 Channel 12-Bit
- * x1, x5, x10, x50 Programmable Channel gain
- * 100KHz/300KHz Sampling rate

<NEW!> PC-SCOPEII - PC Oscilloscope Software Use with our ANA100, ANA150, ANA151, ANA200, or ANA201 boards, for 1, 2, 4, or 8 channel capture and display of data on your PC. Oscilloscope, Storage, and X-Y modes of data display \$49.00



MasterCard/Visa orders accepted


More hardware and software items available. Call for information or See our catalog on the internet: <http://www.bsof.com> E-mail: sales@bsof.com

BSOFT Software, Inc.

Phone 614-491-0832 * Fax 614-497-9971
444 Colton Road * Columbus, OH * 43207

Learn MICROCONTROLLERS EMBEDDED SYSTEMS and PROGRAMMING...

...with the AES learning system/ embedded control system. Extensive manuals guide you through your development project. All programming and hardware details explained. Complete schematics. Learn to program the LCD, keypad digital, analog, and serial I/O. for your applications.



THREE MODELS AVAILABLE. Choose from an Intel 8051, Intel 8088, or Motorola 68HC11 based system. All models come with:

- * 32K Byte ROM, 32K Byte RAM
- * 2 by 16 Liquid Crystal Display
- * 4 by 5 Keypad
- * Digital, Analog, and Serial I/O
- * Interrupts, timers, chip-selects
- * 26 pin expansion connector
- * Built-in Logic Probe
- * Power Supply (can also be battery operated)
- * Powerful ROM MONITOR to help you program
- * Connects to your PC for programming or data logging (cable included)
- * Assembly, BASIC, and C programming (varies with model)
- * Program disks with Cross Assembler and many, well documented, program examples
- * User's Manuals: cover all details (over 500 pages)
- * Completely assembled and ready to use
- * Source code for all drivers and MONITOR
- * Optional Text Book

Everything you need. From \$279. Money Back Guarantee

Call for Free Info Pack, or see WEB at <http://www.aesmicro.com> 714-550-8094 FAX 714-550-9941

AES
Advanced Educational Systems

Call 1-800-730-3232

AES 970 W. 17TH STREET, SANTA ANA, CA 92706, USA

PC PLACE

August 1997, Electronics Now

NEW Embedded Control Products from SYLVA

BASIC PRODUCT LINE LISTED BELOW:

SC552ES - SBC 128K RAM & FLASH, RTC, Analog & Digital I/O, 3 serial ports
 SC552EX - SBC for home automation, X10, RTC, Analog & Digital I/O, 1 serial port
 SC552ES-P - Packaged controller for HVAC applications, 3 serial ports & opt. modem
 SC552S - Controller engine with LCD display & keypad interfaces 1 serial port
 SC552S16 - The 552S plus 8 AC/DC inputs 8 relay outputs 1 HS input 1 serial port
 AE-ADC - 12 bit 8 Ch. analog input exp. board (0 - 2.5/5/10V & 4-20mA) plus RS485
 AE-DAC - 8 bit 4 channel analog output exp. board (4-20mA, 0-20mA and 0-10V)
 IO-160 - 16 channel relay output expansion board (form A relays 5A resistive)
 IO-161 - 16 channel opto-isolated input expansion board (12-24 VAC/VDC)
 IO-8081 - 8 opto-isolated AC/DC inputs and 8 output relay expansion board
 IO-RACK - 24 bit I/O exp. for connection to industry standard I/O module boards
 OI-LCD - RS485 connected LCD driver board (2 1A form A relays & 3 PB inputs)
 OI-TERM - RS485/RS232 connected LCD display and 4x4 matrix keypad controller
Plus! Windows hosted user configurable software. Programs for scheduling, monitoring and control of local or remote embedded applications.

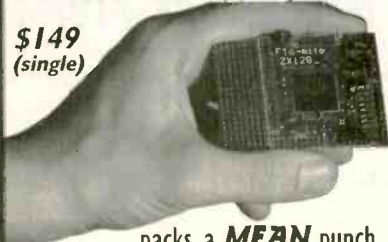
Visit our web site for complete information or call us to request product data sheets and prices.



519 Richard St., Thunder Bay, ON, Canada P7A 1R2
 Phone: 807-768-2487 • Fax: 807-767-0587
 www.sylvacontrol.baynet.net
 E-mail: sylva@baynet.net
 A division of Sylva Energy Systems Inc.

FRIENDLY LITTLE MICRO CONTROLLER

\$149 (single)



...packs a **MEAN** punch
 a.k.a. "Steroid Stamp"

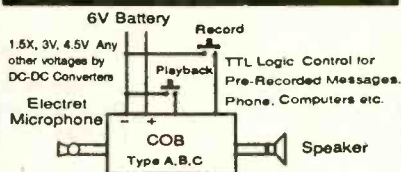
- 39 I/O + 8 A/D (10 bit) •
- 128K SRAM + 128K Flash •
- LCD/Keypad Interface •
- Fast 16 bit Motorola CPU •
- Affordable C Compiler •
- Comprehensive s/w Library •

* Intec Automation Inc. v: 250-721-5150
 www.islandnet.com/~iii fx: 250-721-4191


ANY NEW APPLICATIONS?

COB & SMD on gold plated PCB

20-Second Voice Record & Playback Unit



Type A 0.385"x0.75" Type B 0.85"x1.05" Type C 1.15"x1.15"



DC-DC Converters & COB Design Specialist

KSL Microdevices, Inc.
 2149-G O'Toole Ave., San Jose, CA 95131
 (408)922-0800 FAX (408)922-0629

PROGRAMMERS OVER 50 MODELS

ADVANTECH EETOOLS NEEDHAM'S DATA I/O ICE TECHNOLOGY HLO SYSTEM GENERAL CHROMA MODULAR CIRCUIT TECHNOLOGY XELTEK



PROMAX EMP-20 MEGAMAX MEGAMAX4 SIMM/SIP TESTER EMUPA

CALL ADVANTECH LABTOOL 599 EETOOLS SIMMAX
 629 ICE TECH MICROLV 795 CHROMA SIMM/SIP
 650 EETOOLS ALLMAX + 359 MOD-MCT-EMUPA/R
 409 EETOOLS MEGAMAX 279 MOD-MCT-EMUP/R
 509 EETOOLS MEGAMAX4 49 EPROM 1G TO 512K
 369 XELTEK SUPERPRO II 69 EPROM 1G TO 1MEG
 409 XELTEK SUPERPRO II P 99 EPROM 4G TO 1MEG
 249 XELTEK SUPERPRO L 199 EPROM 16G TO 1MEG
 165 XELTEK ROMMASTER II 89 EPROM 1G TO 8MEG
 479 MOD-MCT-EMUPA 129 EPROM 4G TO 8MEG
 739 STAG ORBIT-32 250 EPROM 8G TO 8MEG



General Device Instruments

Sales 408-241-7376 Fax 241-6375 BBS 983-1234

Web www.generaldevice.com E-Mail ledevice@best.com

CONTROL YOUR WORLD

32K HC11
ModCon

Low Cost Microcontroller boards & kits + Applications

ZORIN http://ZORINco.com or call (206) 282-6061

To learn how to talk with your kids about tough issues, like sex, AIDS/HIV and violence, call
1-800-CHILD-44
 and get your free guidebook.




ROBOTIC MACHINING

ROUTE, MILL, DRILL, CARVE, ENGRAVE, PAINT
 IN WOOD, PLASTIC, VINYL, PC BOARD, & LIGHT METALS!

STARTING AT \$695.00

- 4 & 5 MOTOR GANTRY MILL CONFIGURATIONS
- PC COMPUTER CONTROLLED CNC/DNC
- IMPORT/EXPORT FILES TO OTHER CADS
- AUTO-BACKLASH COMPENSATION
- PRE-MACHINED HEAVY CASTINGS
- SIMULTANEOUS 4 AXIS MOTION
- FREE 3D CAD/CAM SOFTWARE
- AVAILABLE IN KITS OR ASSEMBLED
- EXPEDITE SERVICE ALSO AVAILABLE
- OPTIONAL ALUMINUM WAY COVERS
- .0005" RESOLUTION / AMERICAN MADE



3 & 4 AXIS UNITS
 FROM 12" X 12" TO
 66" X 66" MACH. AREA

U.S. CYBERLAB, INC. 14786 SLATE GAP RD., WEST FORK, AR 72774

CALL NOW FOR INSTANT SPECS 501-839-8293 24 HR. FAX-BACK

Electronic CAD for Windows

Professional Windows EDA tools at an affordable price with powerful features to make designing faster. WinBoard PCB layout delivers sophisticated interactive routing for complex designs, plus it has the tools needed for high-speed circuits, analog, RF and SMT designs.

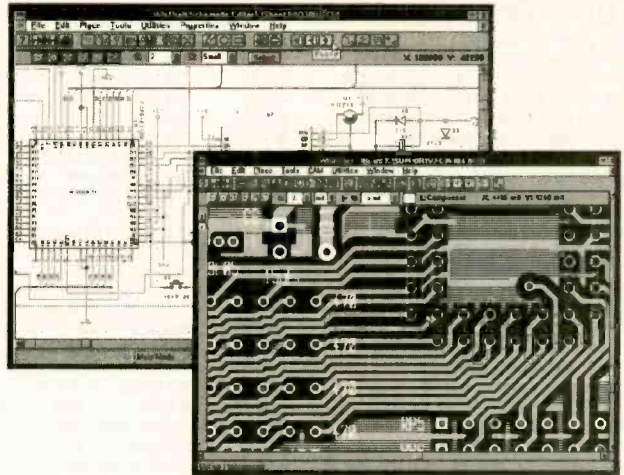
WinDraft® Schematics

- ◆ Use True-Type fonts. Quickly copy and paste into other applications.
- ◆ Supports hierarchical designs, electrical rules checking, Annotation & Bill of Materials.
- ◆ Thousands of library parts and symbol editor included.

WinBoard™ PCB layout

- ◆ Supports 16 layers, multiple copper pours, and advanced features for RF designs.
- ◆ SMD & through hole library with on-line graphical editor.
- ◆ CAM outputs include BOM, in-circuit test, NC Drill, Gerber, Pick & Place, & Advanced Design Rule Checking (DRC).

With our unique **pin capacity** versions you only pay for what you need. You choose the base configuration to suit your needs today, and expand that configuration to handle increased pin capacity as your design requirements change.



\$ 250 WinDraft or WinBoard - P650
\$ 495 WinDraft or WinBoard - unlimited

\$ 895 WinBoard P650 with CCT
 Spectra® autorouter.

Thousands of satisfied customers are using this new generation of powerful and affordable Windows EDA tools from Ixex. Your satisfaction is guaranteed!

World Wide Web: <http://www.ixex.com>

Information and free evaluation version is available on the Ixex WW Web, FTP and BBS.

Tel: (503) 531-3555
Fax: (503) 629-4907
BBS: (503) 645-0576



Ixex Design International. 15232 NW Greenbrier Parkway. Beaverton, Oregon 97006. USA.

ADV2_1

WinDraft 2.0 Available Now

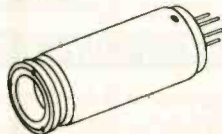
CIRCLE 325 ON FREE INFORMATION CARD

PC
PLACE

**MEREDITH
INSTRUMENTS**



**NEW-VISIBLE
LASER DIODES**
\$10



**NEW-820NM LASER DIODES
WITH COLLIMATOR**

**\$20
\$35**



GREEN OUTPUT HE-NE TUBES \$99

RUBY LASER ASSEMBLY \$295

**FREE
SHIPPING
ON ORDERS
OVER
\$100.00**

<http://www.mi-lasers.com>

Call Or Write For A **FREE CATALOG**
On LASERS & OPTICS

**PHONE: (602) 934-9387
 FAX: (602) 934-9482**

5035 N. 55TH AVE., #5, P.O. BOX 1724,
 GLENDALE, AZ 85301

August 1997, Electronics Now

101

**ABC ELECTRONICS 315 7TH AVE N. MPLS. MN. 55401
(612)332-2378 FAX (612)332-8481 E-MAILSURP1@VISI.COM
WE BUY TEST EQUIPMENT AND COMPONENTS.**


| | | | |
|---|-----------|---------------------------------------|-----------|
| SENCORE LC53 LC METER | \$350.00 | TEK 7B15 1 GHZ DELAYING TIME BASE | \$250.00 |
| TEK 7A13 DIFFERENTIAL COMPARATOR | \$150.00 | TEK 7B50A 150 MHZ TIME BASE | \$75.00 |
| TEK 7A17 150 MHZ SINGLE TRACE AMPLIFIER | \$50.00 | TEK 7B52 DUAL TIME BASE | \$75.00 |
| TEK 7A18 75 MHZ DUAL TRACE AMPLIFIER | \$50.00 | TEK 7B53 100 MHZ DUAL TIME BASE | \$75.00 |
| TEK 7A19 600 MHZ SINGLE TRACE AMPLIFIER | \$150.00 | TEK 7B70 200 MHZ TIME BASE | \$75.00 |
| TEK 7A22 DIFFERENTIAL AMPLIFIER | \$200.00 | TEK 7B71 DELAYING TIME BASE | \$75.00 |
| TEK 7A24 400 MHZ DUAL TRACE AMPLIFIER | \$200.00 | TEK 7B80 400 MHZ DELAYED TIME BASE | \$100.00 |
| TEK 7A26 200 MHZ DUAL TRACE AMPLIFIER | \$75.00 | TEK 7B85 400 MHZ DELAYING TIME BASE | \$125.00 |
| TEK 7B92A 500 MHZ DELAYING TIME BASE | \$125.00 | TEK 7904 500 MHZ MAIN FRAME | \$250.00 |
| TEK 7D13 DIGITAL MULTIMETER | \$50.00 | TEK 5771177 CURVE TRACER | \$1500.00 |
| TEK 7S11 SAMPLING PLUG IN | \$200.00 | TEK 475 200 MHZ OSCILLOSCOPE | \$500.00 |
| TEK 7S12 GENERAL PURPOSE SAMPLER | \$350.00 | FLUKE 95 SCOPE METER NO PROBES | \$600.00 |
| TEK 453 50MHZ OSCILLOSCOPE | \$200.00 | FLUKE 97 SCOPE METER WITH PROBES | \$1000.00 |
| TEK 485 350 MHZ PORTABLE SCOPE | \$600.00 | DRANETZ 626 DISTURBANCE ANALYZER | \$1500.00 |
| GENRAD 1657 RLC BRIDGE | \$750.00 | PHILLIPS PM3296 400 MHZ OSCILLOSCOPE | \$1000.00 |
| TEK 7D20 PROGRAMABLE DIGITIZER | \$500.00 | EMI SCR 7.5-300 7.5V 300A POWERSUPPLY | \$500.00 |
| TEK 465 100 MHZ OSCILLOSCOPE | \$400.00 | HP 8558B SPECTRUM ANALYZER | \$1500.00 |
| TEK 465B 100 MHZ OSCILLOSCOPE | \$450.00 | WAVETEK 175 WAVEFORM GENERATOR | \$500.00 |
| TEK 2335 100 MHZ OSCILLOSCOPE | \$1200.00 | WAVETEK 157 PROG. WAVEFORM SYNTH. | \$500.00 |
| TEK 455 50 MHZ OSCILLOSCOPE | \$250.00 | RACAL DANA 1901 COUNTER | \$250.00 |
| HP 6428B 0-20V/0-45A POWERSUPPLY | \$400.00 | RACAL DANA 9500 COUNTER | \$300.00 |
| BRADLEY 132 SCOPE CALIBRATOR | \$700.00 | KEITHLEY 261 PICOAMPERE SOURCE | \$150.00 |
| FANELL TSU70MK.2 0-35V-10A OR 0-70V-5A P.S. | \$700.00 | HP 5370A 100MHZ COUNTER | \$400.00 |
| PHILLIPS PM3350A 60 MHZ DIG.STORAGE SCOPE | \$1000.00 | HP 3455A MULTIMETER | \$300.00 |
| HP 8601A 110 MHZ SWEEP/SIGNAL GENERATOR | \$400.00 | HP 3456A MULTIMETER | \$450.00 |
| HP 3575A GAIN-PHASE METER | \$500.00 | HP 8503S S PARAMETER TEST SET | \$750.00 |
| HP 8443A TRACKING GEN./COUNTER | \$350.00 | TEK FG504 40 MHZ FUNCTION GENERATOR | \$500.00 |

Cable TV Converters
SAVE Dealers \$100s Welcome
30 Day Money Back Guarantee
Call Us Last!
We will beat any advertised price
EP Electronics No FL Sales
1-800-842-9670
<http://www.caelectronics.com/cd>

Function Generator
Frequency ranges of 1 Hz to 16 MHz
Sine, Triangle, and Square Wave
Amplitude range of 100mv to 20v p-p
Variable DC offset
Crystal control Phase Lock Loop
ISA board that combines the features of a "box" function generator with the convenience of a PC
Programmer's libraries that support C, C++ or Visual Basic
Windows 3.1, 95 and NT based application programs
Model ISA-104 \$395.00
J-Works, Inc.
12328 Gladstone Unit 4
Sylmar, CA 91342
(818)361-0787
e-mail: jworksjm@gte.net

See your Security Camera on TV with the CAModulator™

World's First & Only B&W Camera Combined with a Digital Video Channel Modulator




Perfect Stealth Surveillance
Covers UHF 14-44 Cable 45-94
Adjusts left, right, up & down. Sees in very low light. Uses any TV. Combines with existing cable, DSS, etc. Coax-powered™ technology powers camera & video signal with one cable.

Introductory Price \$279.95
+ \$7.50 Shipping & Handling

Intelligent Products

79 Daily Dr., #127
Camarillo, CA 93010
(805) 384-0579
(805) 389-1757 FAX
M/C, Visa, Amex, Discovery

ELECTRONIC COMPONENTS



Call for your **FREE 348 page catalog TODAY!**

- 68,000 + Products
- 130 + Manufacturers
- All Orders Ship Same Day
- No Minimum Order

800-992-9943

817-483-6828 FAX: 817-483-0931
www.mouser.com catalog@mouser.com

958 North Main St., Mansfield, TX 76063

CIRCLE 318 ON FREE INFORMATION CARD

CABLE TV CONVERTERS
Equipment & Accessories Wholesalers Welcome
Call C&D ELECTRONICS
1-888-615-5757 M-F 10a-6p

Laser Modules 29\$
Variety of laser modules from 635 to 830 nm with 5-40 mW output power. *World Star Tech.* also has TTL modulated laser modules, adjustable focus laser modules, line generators and etc.
29\$
Laser Pointer
Pen-size laser pointer has a range of 150-200 yard with high quality laser beam.
Ask for laser modules and laser pointers catalog
World Star Technologies, Inc.
20 Carlton Str. Unit 1626 Toronto, M5B 2H5 Canada
Ph: 416 204 6298 Fax: 416 596 7619 laser@arcos.org
You can visit us on <http://web.arcos.org/laser>

Take Stock in America **U.S. SAVINGS BONDS**
A public service of this magazine

Quality Microwave TV Systems
WIRELESS CABLE - ITFS - MMOS AT V - INTERNATIONAL - S-BAND
Amplifiers • Antennas • Books • Components
Filters • Systems • Video Products
• RF Frequency 1990 - 2700 MHz
• Cable Ready - VHF - UHF Outputs
• SASE For "FREE" Catalog or Send \$1
PHILLIPS-TECH ELECTRONICS
PO Box 8533 • Scottsdale, AZ 85252
ORDER LINE 800-880-MMOS
CATALOG/INFO 602-947-7700
FAX LINE 602-947-7799
CHALLENGER SYSTEM 33-Channel 520B • Gain Complete Grid \$265 Five Year Warranty
FREE SHIPPING Visa • M/C • Amx • Disc • COD's • Qty Pricing


CIRCLE 329 ON FREE INFORMATION CARD

BUGGED??
EAVERDROPPING is unbelievably widespread! Electronic Devices with amazing capabilities can be monitoring your telephone and room conversations **RIGHT NOW!** Are you sure you're safe? **FREE CATALOG tells you fast!** Includes Free Bonus details on fantastic opportunities now open in Counter-Surveillance field. Exciting, immensely interesting and **EXTREMELY** profitable (up to \$250/hr) full/part-time income. Call Now! **1-800-732-5000**



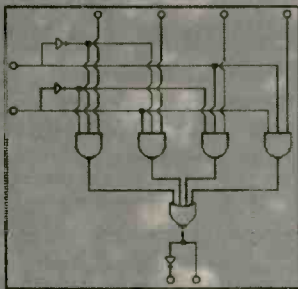
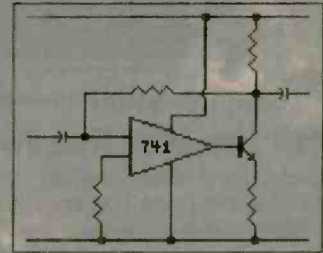
Electronic Training Videos From UCANDO

Now you can learn from the same training videos that are being used by technical schools, the Army, Navy, Air Force, Coast Guard, CET's and industries all across the United States and around the world. Advancing your troubleshooting skills has never been easier, thanks to UCANDO's extraordinary video training library. These unique training videos will teach you more in less time as you watch theory come to life. Each video is approximately one hour long and comes complete with a student workbook.



Basic Series

| MODEL | DESCRIPTION | REGULAR | SALE |
|-------|---|---------|-------|
| VT201 | Direct Current: Series circuits, Parallel Circuits, Ohm's law, how to use the DMM. 55 Minutes | 44.95 | 39.95 |
| VT202 | Alternating Current: The sine wave, coils, capacitors, transformers. 62 minutes | 44.95 | 39.95 |
| VT203 | Semiconductors: Semiconductor theory, common diodes, transistors, switching devices. 57 Minutes | 44.95 | 39.95 |
| VT204 | Power Supplies: Rectifier circuits, filter circuits, regular circuits, troubleshooting. 56 Minutes. | 44.95 | 39.95 |
| VT205 | Amplifier: Amplifier basics, class A, class B, class C, operational amplifiers. 57 Minutes | 44.95 | 39.95 |
| VT206 | Oscillators: LC and RC oscillators, crystal oscillators, crystal ovens. 56 Minutes | 44.95 | 39.95 |

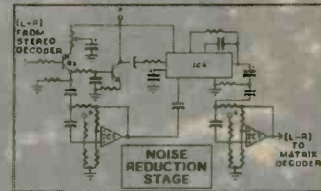


Digital Series

| MODEL | DESCRIPTION | REGULAR | SALE |
|-------|---|---------|-------|
| VT301 | Digital 1: Digital basics, basic gates, binary notation, binary math, decimal notation. 54 Minutes | 44.95 | 39.95 |
| VT302 | Digital 2: Octal notation, hexadecimal notation, flip-flops, counter circuits. 55 Minutes | 44.95 | 39.95 |
| VT303 | Digital 3: Complement numbers, multiplexers, registers, decoder drivers, displays. 56 Minutes | 44.95 | 39.95 |
| VT304 | Digital 4: R-2R DAC circuits, binary weighted no.s, slope circuits, S/A & flash circuits. 57 Minutes. | 44.95 | 39.95 |
| VT305 | Digital 5: Memory devices, ROM, PROM, EPROM, EEPROM, SRAM, DRAM, MBM. 56 Minutes | 44.95 | 39.95 |
| VT306 | Digital 6: The central processing unit, input devices, output devices. 56 Minutes | 44.95 | 39.95 |

Other Popular Videos

| MODEL | DESCRIPTION | REGULAR | SALE |
|-------|---|---------|-------|
| VT401 | AM Radio: Major stages of AM, signal conversion, signal detection, audio reproduction, AM stereo. 61 Minutes | 44.95 | 39.95 |
| VT402 | FM Radio Part 1: Bandwidths, RF amplifier, mixer-oscillator, IF amplifier, limiter FM detector. 58 Minutes | 44.95 | 39.95 |
| VT403 | FM Radio Part 2: Frequency doubler, stereo demultiplexer, audio amp stages, digital data encoding/decoding. 58 Minutes | 44.95 | 39.95 |
| VT404 | TV Part 1, Intro to TV: Gain an overview of the television system and how the stages work together. 56 Minutes | 44.95 | 39.95 |
| VT405 | TV Part 2, The Front End: UHF-VHF tuning stages, automatic fine tuning, remote control. 58 Minutes | 44.95 | 39.95 |
| VT406 | TV Part 3, Audio: The sound strip, stereo TV, secondary audio programming, professional channels. 57 Minutes | 44.95 | 39.95 |
| VT501 | Understanding Fiber Optics: Basic fundamentals, cable design, connectors, couplers, splicing. 58 Minutes | 44.95 | 39.95 |
| VT502 | Laser Technology: Laser theory, types of lasers, applications, safety precautions. 57 Minutes | 44.95 | 39.95 |
| VT102 | Intro to VCR Repair: This video is designed for the serious technician. (workbook not available). 84 Minutes | 44.95 | 39.95 |
| VT103 | Learn How To Clean Your Own VCR: This video is not technical, but will save you money. (workbook not available). 32 Minutes | 29.95 | 25.95 |



SAVE EVEN MORE!

Buy any six videos for only \$216.00. Order your UCANDO videos today!



Call for your free 84 page test instrument catalog today!!!


8931 Brookville Road * Silver Spring, Maryland * 20910

* Phone 800-638-2020 * Fax 800-545-0058 * email SMPRODINTL@AOL.com

CIRCLE 264 ON FREE INFORMATION CARD

New and Pre-Owned Test Equipment

Goldstar



Model OS-9100P → **\$899.00**

Full 100 MHz Bandwidth!

- Dual-Channel, High Sensitivity
- TV Synchronization Trigger
- Calibrated Delayed Sweep
- Includes Two Probes, 2 Year Warranty

FREE SHIPPING!
ON GOLDSTAR EQUIPMENT
ANYWHERE IN THE U.S.
Excluding AK & HI



BK PRECISION
MAXTEC INTERNATIONAL CORP.

Model 4040 \$499.00
20 MHz Sweep/Function Generator

- 0.2 Hz to 20 MHz, 5 digit LED Display
- AM & FM Internal or External Modulation
- Sine, Square, Triangle, TTL, CMOS Outputs
- Burst Operation
- External 30 MHz Frequency Counter

NEW!



TOLL FREE 1-800-99-METER

Pre-Owned Oscilloscope Specials

B + K Precision 1476 10 MHz **\$229.00**
Great Starter Scope!

Tektronix 465 100 MHz **\$599.00**
Tektronix 465B 100 MHz **\$699.00**
Tektronix 475 200 MHz **\$799.00**
Tektronix 475A 250 MHz **\$899.00**

- The Industry Standard of Oscilloscopes
- Dual Channel, Calibrated Delayed Sweep
- Professionally Refurbished
- Aligned & Calibrated to Original Specifications
- 6 Month Warranty - The Longest Available!

LOWEST PRICES EVER!

NEW FLUKE MULTIMETERS & TEKTRONIX OSCILLOSCOPES

The Industry Standard in Multimeters

Fluke Model 87 ..\$285.00

**TEKTRONIX TDS SERIES
ON SALE!**

See us on the Web!
www.fotronic.com

1-800-996-3837

Test Equipment Depot

A FOTRONIC CORPORATION COMPANY

P.O. BOX 708 Medford, MA 02155

(617) 665-1400 • FAX (617) 665-0780

email: afoti@fotronic.com

CIRCLE 334 ON FREE INFORMATION CARD

FACTCARDS



**Jampacked with
information at your
fingertips**

■ ALL YOU NEED to know about electronics from transistor packaging to substitution and replacement guides. FACTCARDS numbers 34 through 66 are now available. These beautifully-printed cards measure a full three-by-five inches and are printed in two colors. They cover a wide range of subjects from Triac circuit/replacement guides to flip-flops, Schmitt triggers, Thyristor circuits, Opto-Isolator/Coupler selection and replacement. All are clearly explained with typical circuit applications.

■ WANT TO EXPAND your knowledge of electronics? Do it the easy way

by studying the Electronics Fact Cards. Do you travel to and from your job each day? Drop a handful of cards in your pocket before you leave, and the bus becomes a schoolroom! At home, you can build some of the projects and not only have fun building and using them, but learn how they work at the same time.

■ YOU'LL BE AMAZED both at how rapidly you learn with these cards, and how easy it is to understand. These new cards are available right now. Don't miss out. Send your check or money order today.

FACTCARDS—Facts at your fingertips for Experimenters and Project Builders!

Please send one copy of FACTCARDS at \$3.50. Shipping \$1.00 (U.S. and Canada only).

Please send _____ copies of FACTCARDS. Total cost is sum of copy price and First Class postage and handling cost multiplied by number of card sets ordered.

New York residents add sales tax to total cost of each order.

Please print

Allow 6-8 weeks for the material to arrive.

(Name) _____

(Street Address) _____

(City) _____

(State) _____

(Zip) _____

Detach and mail today:
CLAGGK Inc.
P.O. Box 4099
Farmingdale, NY 11735

All Payment must be in U.S. Funds!

BS168

"I earned \$1,000 on just 12 VCR repairs in one week"

A true statement by Paul B. of San Pedro, California*

How to cash in on skyrocketing field of VCR repair!

You too can earn up to \$85 an hour, pocket \$200 a day, double your income...in the high-profit field of VCR repair...part-time or full time. There are over 77 million VCR's currently in use in America today - a lot of business out there just waiting for you!

Here is a once-in-a-lifetime opportunity to go into a booming business of your own, make really big money starting right away, be your own boss and enjoy financial freedom and security.

It's easy to learn VCR cleaning, maintenance and repair at home in just a few short weeks through Foley-Belsaw's unique method which emphasizes the mechanics involved in 90% of all repairs, without dwelling on all the unnecessary basic electronics. This exclusive practical hands-on course was developed and proven over a long period of time in an actual VCR repair shop. It combines simple step-by-step lessons with easy-to-follow video cassette guidance. No special experience or electronics background is necessary. Just average mechanical aptitude and the ability to follow simple A-B-C repair procedures that are clearly outlined for you. And when you complete the course you will receive the School's official diploma attesting to your expertise.



Send coupon today for FREE Fact Kit. No obligation.

Don't miss out on this opportunity to give your income a tremendous boost. Send in the coupon NOW. Get all the facts and study them in the privacy of your own home. There's absolutely no obligation and no salesmen will call on you. So don't delay. Mail the coupon today!

"I started 3 months ago, now earn over \$900 a week."
D.K., New York, NY

"Took in over \$3,200 in the past 10 days!"
H.H., Denver, CO

"Doubled my Income within 6 weeks."
R.B., Bakersfield, CA

*Last name withheld by request.

MAIL TODAY FOR FREE INFORMATION PACKAGE

Foley-Belsaw Institute,
6301 Equitable Road
Kansas City, MO 64120-1395



CHECK ONE BOX ONLY FOR FREE INFORMATION KIT!

- YES, without obligation send me information on how I can learn at home to become a VCR technician. 62676
- | | |
|--|--|
| <input type="checkbox"/> Computer Repair 64576 | <input type="checkbox"/> TV/Satellite Dish 31448 |
| <input type="checkbox"/> Computer Programmer 35395 | <input type="checkbox"/> Electrician 95245 |
| <input type="checkbox"/> Networking Specialist 39218 | <input type="checkbox"/> Computer Specialist 38231 |


Name _____

Address _____

City _____ State _____ Zip _____

ADAPT-11 68HC11 Modules for Solderless Breadboards

- miniature 2.0" by 2.8" module
 - plugs vertically into solderless breadboard for easy development
 - BOOT/RUN switch for easy programming via PC serial port
 - all I/O lines on dual row connector
- Complete modular prototyping system!
Expansion accessories available!



For just US\$74.95, our Starter Package (AD11SP) provides everything you need to get going fast! Now you can harness the power of the popular 68HC11 in your projects! Includes ADAPT-11 with 68HC11E2, providing 2K EEPROM (re-programmable), 8 channel 8-bit Analog-to-Digital Converter (ADC), hardware timers, counters, interrupts, Serial Peripheral Interface (SPI), Serial Communications Interface (SCI), & more! On-board RS-232 interface (cable included), 5-volt regulator, 8MHz crystal, reset circuit, and convenient program/run switch. Comes with non-commercial versions of HC11 Assembler, BASIC, & C, as well as handy utilities & example code. Includes Motorola 68HC11 Pocket Programming Reference Guide and manual with schematic. All you need is a PC to write & program your software, a DC power supply, and a solderless breadboard (or protoboard) to build your application circuits on (or use our modular accessories).

Visa • MasterCard • American Express • Discover

TECHNOLOGICAL ARTS

309 Aragona Blvd., Suite 102, Box 418, Va. Beach, VA 23462
1644 Bayview Avenue, Box 1704, Toronto, ON M4G 3C2
voice/fax: (416) 963-8996 www.interlog.com/~techart

TELEPHONE TEST DEVICES

- 2 Line Simulator \$185.00
 - 7 Line Simulator \$399.00
 - Caller ID Simulator \$395.00
 - 20 HZ Ringing Module \$49.95
 - 9-1-1 Training System \$370.00
- *** And Much More ***

Check out our Web Site for detailed info about our unique line of test equipment. The CID-max Caller ID Simulator is a stand alone test unit that generates 10 different Caller ID messages per the Bellcore Specs!

<http://www.infinet.com/~jectech>

1-800-631-0349

Printed Circuits in Minutes Direct From LaserPrint!

- 8 1/2" x 11"
- * Or Photocopy
- ** Use standard household Iron or P-n-P Press.

1. LaserPrint*
2. Press On**
3. Peel Off
4. Etch



Use Standard Copper Clad Board
20 Shts \$30/ 40 Shts \$50/ 100 Shts \$100
Visa/MC/PO/Ck/MO \$4 S&H

Techniks Inc.
P.O. Box 463
Ringoes NJ 08551

ph. 908.788.8249 fax 908.788.8837
<http://chelsea.los.com/~techniks>
Retail Dealer Inquires Invited

UPGRADE YOUR COMPUTER!

TECHNOLOGY ASSOCIATES

959 W. 5th St. • Reno, NV 89503

(702) 322-6875 • Fax (702) 324-3900

www.techass.com • sales@hoopsware.com

| Memory | Hard Drives | Modems |
|-------------------------|---------------------|----------------------------------|
| 1MB (1x8-70 na) \$8 | WD 1.2Gb IDE \$210 | 33.6 Int Fax/Modem \$58 |
| 4MB (4x8-70 na) \$22 | WD 1.6Gb IDE \$235 | 33.6 Int USR Fax/Modem \$120 |
| 8MB (1x32-80 na) \$22 | WD 2.1Gb IDE \$250 | 33.6 Int USR Fax/Modem PNP \$180 |
| 8MB (2x32-80 na) \$40 | WD 2.5Gb IDE \$300 | 33.6 Ext USR Fax/Modem PNP \$175 |
| 16MB (4x32-80 na) \$80 | WD 3.1Gb IDE \$340 | 33.6 Int USR Fax/Modem PNP \$185 |
| 32MB (8x32-80 na) \$180 | WD 4.0 Gb IDE \$300 | |

| CPU's | Video Cards | Sound Cards |
|--------------------------|---------------------------------------|--|
| Intel 486DX4CD \$50 | 256K ISA VGA \$24 | 16-bit Sound Blaster Pro compatible \$27 |
| AMD K5-90 \$52 | Trident 8000 1Mb ISA SVGA \$37 | 16-bit Sound Blaster \$75 |
| AMD K5-PR100 \$85 | ISA SVGA \$37 | Sound Blaster 32 PNP \$115 |
| AMD K5-200 \$490 | Trident 9440 1Mb VLB SVGA \$38 | |
| Intel Pentium 100 \$115 | Trident 9880 1Mb PCI SVGA w/MPEG \$38 | |
| Cyrix 686-120 \$110 | | |
| Cyrix 686-133 \$145 | | |
| Intel Pentium 133 \$150 | | |
| Intel Pent Pro 180 \$540 | | |

| Motherboards | Miscellaneous | Controller Cards |
|--|---------------------------------|--------------------------|
| 486xxx PCI 256k \$95 | 3.44Mb FDD \$28 | ISA Multi I/O IDE \$13 |
| Pentium Intel Triton2 VX 256k pipeline \$110 | 1.2Mb FDD \$55 | FDC, 2S1P1G \$13 |
| Pentium Intel Triton2 TX 256k pipeline \$110 | 8X CD-ROM IDE \$80 | VLB Multi I/O, EIDE \$16 |
| Pentium Intel Triton2 TX 512k pipeline \$155 | 16X CD-ROM IDE \$145 | |
| Pentium Pro \$280 | HP T1000 800Mb tape drive \$150 | |
| | 3-button serial mouse \$9 | |
| | 101-keyboard \$18 | |

Prices and availability subject to change without notice.
CALL FOR DAILY LOW PRICES!

Notch Filters

Zeinth Test Chip, Pre-owned software



| Assembled | Kits |
|----------------------|---------------------|
| 1 to 2 \$30 each | 1 to 2 \$20 each |
| 3 to 9 \$25 each | 3 to 9 \$15 each |
| 10 to 49 \$16 each | 10 to 20 \$9 each |
| 50 or more \$14 each | 21 or more \$7 each |

www.tvfilter.com
Video Media
P.O. Box 93/6025
Margate, FL 33093-6025
(954)-752-9202 Fax (954)-340-5201

5-Channel Logic Analyzer Jan. 1997 Electronics Now

Operates through your computer's printer port
Three trigger modes
No Power Required
11 octal sample range
Save and Print Logic Displays
Surface Mount Components (inside connector)
Kit: \$50.00
Fully Assembled \$65.00

Specs:
In Channels: 5
Sample Rate: 8-1 Mhz
No. Samples: 5000
Display screens: 35
Timing Cursors: 2
Trig Thresh: 2 - 3 V
Timing Error: 5% ±

Uses:
Student Projects
Teaching Aid
General Testing
Production Testing
Serial Data Analyzer
Tech. Sales / Demos
Field Testing

American MicroTech Inc 219-482-3896
<http://home.sprynet.com/sprynet/amtech>
E-mail: amtech@sprynet.com

The Electronic Experimenter's Journal

It's part catalog, part magazine and part data book with kits, parts, plans, articles, and application notes.

Call for your **FREE** copy today
Debo Electronics
4025 Edwards Rd.
Cincinnati, OH 45209 **1 800 423-4499**



The Ultimate WWW Service Site

www.electronix.com
The One-Stop Service Site for Electronic Technicians
Electronix Corp 313 W Main St Fairborn, OH 45324

BROADCAST TRANSMITTER

The FMS2 studio quality transmitter is FULLY crystal controlled and programmable to any FM broadcast frequency.
Unit features: ALC, 2:1 compressor, audio buffer / amplifier, pre-emphasis, roll off filter, stereo generator, digital PLL tuning, 75 MHz-125MHz bandwidth, 500mW power output and a special introductory price of only \$295.00 US
Schematics for Unit \$27
Fax: 800-594-1178
CAYLOR 800-594-1178
FAI POL: 416-243-1067
TEK Line: 416-243-2260



CABLE TV CONVERTERS

Equipment & Accessories
Wholesalers Welcome
Call C&D ELECTRONICS
1-888-615-5757 M-F 10a-6p

9 out of 10 mice prefer the Consumer Information Catalog online. Catch it at www.pueblo.gsa.gov.

U.S. General Services Administration

Any waveform you want!



Starting at

\$795

Quantity 1

Money back guarantee

● Synthesized Signal Generator

Clean sinewaves DC-20 MHz with .001% accuracy!
.1 Hz steps. DC Offset. RS232 remote control.

● Arbitrary Waveform Generator

40 Megasamples/Second. 32,768 points. 12 bit DAC


● Function Generator

Ramps, Triangles, Exponentials & more to 2 MHz!

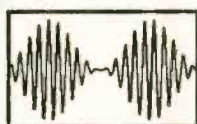
● Pulse Generator

Digital waveforms with adjustable duty cycle

Telulex Inc. model SG-100



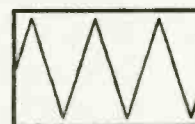
DC to 20 MHz linear and log sweeps



Int/Ext AM, SSB, Dualtone Gen.




Int/Ext FM, PM, BPSK, Burst



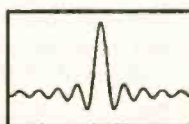
Ramps, Triangles, Exponentials




Pulse Generator



Noise



Arbitrary Waveforms



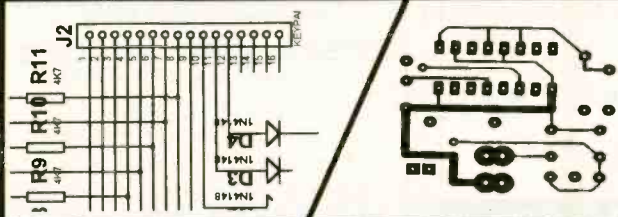
Unlimited Possibilities!

Telulex Inc.

2455 Old Middlefield Way S Tel (415) 938-0240 <http://www.Telulex.com>
Mountain View, CA 94043 Fax (415) 938-0241 Email: sales@Telulex.com

CIRCLE 322 ON FREE INFORMATION CARD

EASY TO USE CAD



Now in
Both DOS and Windows

CADPAK DOS - \$159, WINDOWS - \$199
Ideal for New Users, Hobbyists, & Small Businesses! Provides everything for PCB Layout & Schematic Drawing.

PROTEUS Starts at \$425
Most Powerful on the market
* Schematic Capture * Circuit Simulation
* PCB Layout with Rip-Up & Retry Routing

R4 SYSTEMS INC.

1100 GORHAM ST. Suite 11B-332
Newmarket Ontario, Canada L3Y 7V1
905 898-0665 FAX 905 898-0683

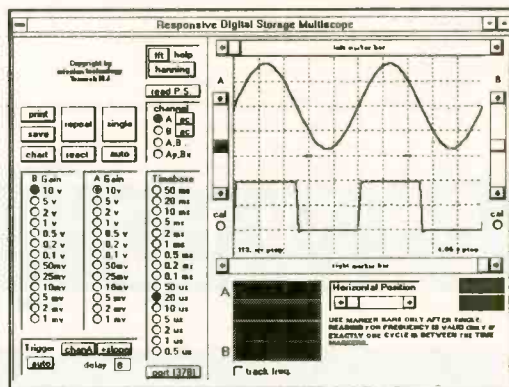
FREE DEMO
WRITE OR CALL
TODAY

Download Demo - <http://www.r4systems.on.ca>
Internet email info@r4systems.on.ca

TURN YOUR PC INTO A DIGITAL STORAGE OSCILLOSCOPE!

The all new
PC-MultiScope
2
10Mhz
analog
bandwidth!

At right:
Actual
scope
screen as
seen on
your PC
monitor.



FEATURES

1. Dual channel; external triggered
2. Digital storage; Windows based
3. Connects to PC parallel port
4. 20Megasamples/sec sampling; 10Mhz max. analog bandwidth
5. 8 bit resolution/ 8K RAM buffer
6. Prog. gain: 10v/div to 1mv/div
7. Spectrum analyzer (fft) function
8. Strip chart recorder function
9. TTL output for control app's
10. Visual Basic source code avail.



For industrial, educational, hobbyist, auto, and audio test & measurement

\$399 + S/H. Visa/MC/Check OK
Add \$99 for source code option

The top choice of corporations, universities and scientists worldwide!

AMAZE ELECTRONICS CORPORATION
amaze@hooked.net www.hooked.net/users/amaze
Phone: 800-996-2008 Fax: 408-374-1737



NEW DX SERIES DMMs

3 YEAR WARRANTY
COVERS FULL PERFORMANCE

Bel MERIT DX Series DMMs have best values for performance, features and dependability with 3 year warranty.

Each DX model has standard DMM measurements with a set of additional capabilities; diode, continuity, TRhFE, capacitance, inductance, frequency, logic and temperature.

Additional features include auto power-off, data hold, annunciator, and input warning beeper & peak hold (DX451/DX460L only)

Deluxe holster, safety test leads and thermocouple probe (DX360T) supplied as standard accessories.

| MODEL | DX350 | DX360T | DX400 | DX405 | DX451 | DX460L |
|-----------------------------|-------|--------|-------|-------|-------|--------|
| AC/DC Voltage (750V/1000V) | * | * | * | * | * | * |
| AC/DC Current (10A) | 20µA | * | * | * | * | * |
| Resistance (20MΩ) | 20kΩ | 2000M | * | * | 2000M | 2000M |
| Continuity Beeper/Diode | * | * | * | * | * | * |
| Temperature w/Probe, Type K | * | * | * | * | * | * |
| TRhFE | * | * | * | * | * | * |
| Capacitance (20µF) | * | * | * | * | * | 2000µ |
| Frequency (20MHz) | * | * | * | * | * | * |
| Logic (TTL & CMOS) | * | * | * | * | * | * |
| Inductance (20H) | * | * | * | * | * | * |
| Auto Power-Off | * | * | * | * | * | * |
| Input Warning Beeper | * | * | * | * | * | * |
| Data Hold | * | * | * | * | * | * |
| Peak Hold | * | * | * | * | * | * |
| Protective Holster | * | * | * | * | * | * |
| Suggested Resale Price | 49.95 | 64.95 | 64.95 | 69.95 | 89.95 | 109.95 |

• Lots more High Standard Test Instruments available

All in One Instrument, Oscilloscope, Power Supply, Function Generator, Frequency Counter, Multimeter, Capacitance, Engine Analyzer, Clamp-On, Electrical Tester and More.

• See your local distributors or Call for Catalog

Bel MERIT 1-800-532-3221
SOLUTIONS FOR THE TEST INSTRUMENT (714) 586-2310 • FAX (714) 586-3399
P.O. Box 744, Lake Forest, CA 92630

CIRCLE 327 ON FREE INFORMATION CARD

EZ-EP DEVICE PROGRAMMER - \$169.95

Check Web!! -- www.m2l.com

Fast - Programs 27C010 in 23 seconds

Portable - Connects to PC Parallel Port

Versatile - Programs 2716-080 plus EE and Flash (28F,29C) to 32 pins

Inexpensive - Best for less than \$200

- Correct implementation of manufacturer algorithms for fast, reliable programming.
- Easy to use menu based software has binary editor, read, verify, copy, etc. Free updates via bbs or web page.
- Full over current detection on all device power supplies protects against bad chips and reverse insertion.
- Broad support for additional devices using adapters listed below.

Available Adapters

| | |
|-------------------------------|---------|
| EP-PIC (16C5x,61,62x,71,84) | \$49.95 |
| EP-PIC64 (62-5,72-4) | \$39.95 |
| EP-PIC12 (12C50x) | \$39.95 |
| EP-PIC17 (17C4x) | \$49.95 |
| EP-51 (8751, C51) | \$39.95 |
| EP-11E (68HC11 E/A) | \$59.95 |
| EP-11D (68HC711D3) | \$39.95 |
| EP-16 (16bit 40pin EPROMs) | \$49.95 |
| EP-28 (Z86E02, 3, 4, 6, 7, 8) | \$39.95 |
| EP-SEE2 (93x, 24x, 25x, 85x) | \$39.95 |
| EP-750 (87C750, 1, 2) | \$59.95 |
| EP-PEEL (IC722v10, 18v8) | \$59.95 |
| EP-1051 (89C1051, 2051) | \$39.95 |
| EP-PLCC (PLCC EPROMs) | \$49.95 |
| EP-SOIC (SOIC EPROMs) | \$49.95 |

Many Other Adapters Available

M²L Electronics

310/837-7818 Fax/BBS: 310/841-6050
3526 Jasmine #4; Los Angeles, CA 90034
CA orders add 8.25% sales tax.
<http://www.m2l.com>



BEST DEALER PRICING!
CABLE DIRECT
CONVERTERS • FILTERS
DESCRAMBLERS


IMPROVE YOUR IMAGE WITH
VIDEO STABILIZERS

FREE CABLE TV CATALOG!

100% MONEY BACK GUARANTEE!

30 DAY FREE TRIAL!

Now you can tune-in your favorite cable TV programming and **SAVE \$100'S - EVEN \$1000'S** on premium CABLE TV EQUIPMENT.



MODERN ELECTRONICS
1-800-906-6664

2609 S. 156TH CIRCLE • OMAHA, NE 6813C
<http://www.modernelectronics.com>

SURVEILLANCE

The Latest High Tech Professional Electronic Devices

Our latest catalog offers a **HUGE** selection of surveillance, counter-surveillance/privacy devices: hidden video equipment, pinhole camera w/audio \$159⁰⁰, electronic kits, telephone recording systems: 7-Hour \$125⁰⁰ - 16-Hour \$199⁰⁰ touch tone decoders, scanners, bug/phone tap detectors, voice disguisers, telephone scramblers, locksmithing tools, and more.

Catalog \$5.00

SPY OUTLET

P.O. Box 337, Buffalo, NY 14226
(716) 691-3476/(716) 695-8660

To learn how to talk with your kids about tough issues, like sex, AIDS/HIV and violence, call

1-800-CHILD-44
and get your free guidebook.



MEMBRANE SWITCH KITS!

FLAT PANEL KEYPADS ASSEMBLE IN MINUTES WITH YOUR LEGEND

AVAILABLE IN 4, 12, 16, 24 & 40 KEY TYPES



CONNECTOR AND BEZEL INCLUDED!

OPTIONAL "CLICKDOMES" AVAILABLE



DSK-4
\$9.89

DSK-12
\$14.29

INDUSTRIAL TYPES AVAILABLE

MORE THAN 30 LAYOUTS TO FIT MOST APPLICATIONS

CALL FOR FREE BROCHURE

SIL-WALKER

880 CALLE PLANO,
UNIT N
CAMARILLO, CA
93012

PHONE: (805) 389-8100

FAX: (805) 484-3311

VISA / MASTERCARD

COUNTERSURVEILLANCE COVERT SURVEILLANCE

VIBRATING TRANSMITTER DETECTOR

DETECTS:

- Body Wires
- FM Wireless Mics
- AM Transmitters
- UHF Transmitters



AI-2100 ... \$189.95

TRVD-900

DETECTS:

- Body Wires • Transmitters
- Tape Recorders • Video Equipment



TRVD-900 \$495

BLACK BOX COLOR CAMERA



BX-300 \$395

SMOKE DETECTOR COLOR CAMERA



SD-300 \$450

COVERT COLOR VIDEO LAMP

- 380 (H) TV Lines
- 2 Lux Sensitivity
- Undetectable Lens



VL-300 ... \$595

AI-5500 COMPLETE SAFETY SYSTEM

DETECTS:

- All Phone Taps
- All Body Wires
- All Transmitters



DISRUPTS:

ALL TRANSMITTERS & BODY WIRES WITH ITS BUILT-IN WHITE NOISE SIGNAL BREAKER

\$379.95

WSS-300 COLOR WIRELESS SURVEILLANCE SYSTEM

FEATURES:

- FCC Approved 2.4GHz Transmitter / Receiver
- Radio w/ Built-In Color Camera / Transmitter
- 380 (H) TVL Resolution • Super Low 2 Lux
- 4-Channel Receiver • 300' Transmission

Note: Cassette Player Non-Functioning **\$895**



All 300 Series Color Cameras Feature: Superior Resolution - Over 380(H) TV Lines Super Low 2 Lux Sensitivity, 3.7mm Wide-Angle Lens. Built-In Backlight Compensation

Items May Be Purchased by Credit Card, Certified Check, Money Order or C.O.D.

Send \$6.00 for 32-Page Catalog (FREE w/ Purchase)

AMERICAN INNOVATIONS, INC.

119 ROCKLAND CENTER - SUITE 315 • NANUET, NY 10954

VOICE: (914) 735-6127 • FAX: (914) 735-3560

HTTP://WWW.SPYSITE.COM • E-MAIL: AMERICAN@SPYSITE.COM

Dealers & Distributors Welcome

CIRCLE 282 ON FREE INFORMATION CARD

Hexapod Walker Kit \$150.00



Build your own functional Hexapod Robot

The kit comes complete with all hardware, structural components, 3 Hitec servos, Counterfeit Basic Stamp kit, software and an illustrated assembly manual. This robot can walk forward, reverse and turn on a dime using the alternating tripod walking gait. It is an excellent foundation for many artificial intelligence and behavioural based experiments. It is a lot of fun to build and even more fun to operate. Check out our web site for more information and other robot kits.

• Larger 12 Servo Model \$375.00 • Servo 6 Pack \$80.00 • Mobile Robots Book \$40.00

10% academic discount! Quantity discounts available. Call for international and quantity shipping charges. \$7.50 S&H charges for USA and Canada. IL residents add 6.25% sales tax to total.

Many more robots, ask for our free catalog

Technical Service & Solutions
104 Partridge Road
Pekin, IL 61554-1403 USA



Tel: 309-382-1816
Fax: 309-382-1254
www.lynxmotion.com
jfrye@lynxmotion.com



DA-1



Computer Monitor Distribution Amplifier...

Only \$299.95



Finally an affordable service aid for the computer monitor repair industry!

FREE!

Diagnostic/Burn-in software and all eleven VGA cables to get you rolling. You can't find a better offer!

- 10 Monitor Outputs
- 200MHZ Bandwidth
- Rack Mountable
- Operates in any mode
- One year warranty



ACM COMPANY 516-395-4862

EASY PIC'n MICROCONTROLLER BOOK

How to get started using PIC16CXX microcontrollers

- Programming techniques
 - Instruction set
 - Addressing modes
 - Bit manipulation
 - Subroutines
 - Sequencing
 - Lookup tables
 - Interrupts
- Using a text editor - source code
- Using an assembler
- Timing and counting
- Interfacing - I/O conversion
- Lots of examples

PIC is a trademark of Microchip Technology Inc.
\$29.95 + \$3 mail in US VISA, MC, MO, Check
CA residents please add 7.25% CA sales tax

SQUARE 1 ELECTRONICS

P.O. Box 501, Kelseyville, CA 95451
Voice (707) 279-8881 FAX (707) 279-8883
http://www.zapcom.net/~squareone

TRANSFER PAPER FOR PRINTED CIRCUITS

USE WITH REGULAR
HOUSEHOLD IRON

• Will not shrink

• 30 sheets for \$24.00
8 1/2" x 11"

S&H
INCLUDED



Send check or
money order to

**STARLET
SYSTEMS**

1348 Washington av.
Suite # 189, Miami Beach
Florida, FL 33139

**MAKE CIRCUITS EASY
FROM YOUR LASER
OR PHOTOCOPY MACHINE**

CABLE TV CONVERTERS AND DESCRAMBLERS

WE CARRY A FULL LINE OF
CONVERTERS AND DESCRAMBLERS
COMPATIBLE WITH MOST
MAJOR BRANDS INCLUDING:

- Scientific Atlanta™
- Jerrold™
- Tocom™
- Zenith™
- Pioneer™

**30 DAY MONEY BACK GUARANTEE
BEST PRICES FREE CATALOG**


**ALLSTAR ELECTRONICS
800-782-7214**

HOURS: 9-6 M-F 10-3 Sat EST

It is not the intent of Allstar Electronics to defraud any pay TV operator. Anyone implying theft of service will be denied assistance. All brand names are registered trademarks of their respective owners & are used for reference only. 110-64 Queens Blvd., #463, Forest Hills, NY 11375. NO NYS SALES.

Discover DC Electronics

17-Module Course -- Only \$49.95



Contains everything you ever needed to know about DC electronics. Whether you are a professional working in electronics and you want a review of the basics, or a student or hobbyist new to this field and need a good self-paced course, this is the perfect way to get started.

The course starts with basics and assumes you know nothing about electronics. It teaches the required math, how to use a scientific calculator, and the metric notation system. Each module has been written by an electronics instructor, and will directly from a floppy or from a menu-driven system on your hard drive. Every module includes a review, summary, quiz, and a final exam that can be printed out. Important points are animated to make the explanation clear.

System requirements: IBM Compatible, 512K RAM, VGA Color, Hard Drive and DOS 3.2 or newer.



Here are the Modules

- | | |
|---|--------------------------------------|
| 1. Atoms and Electrons | 10. Series / Parallel Circuits |
| 2. Volts / Current / Resistance | 11. Voltage Dividers |
| 3. Numbers greater than one Scientific - metric notation | 12. Kirchhoff's Law |
| 4. Numbers less than one Scientific - metric notation | 13. Advanced DC Circuit Analysis |
| 5. Resistor Color Codes | 14. Capacitors / RC Time Constants |
| 6. Using Calculators | 15. Introduction to Magnetism |
| 7. Ohms Law and Power | 16. Inductors and L/R Time Constants |
| 8. Series Circuits | 17. Volt/Ohm/Current Meters |
| 9. Parallel Circuits | |

Clagg Inc. P.O. Box 4099, Farmingdale, NY 11735

Send me my course, today! Charge me the special introductory price!

Name _____ \$49.95 + \$4.95 shipping

Address _____

Address _____

City _____ State _____

Zip _____

Payment Enclosed \$ _____

Check Money Order Credit Card

New York residents add local sales taxes. Canadians add 6%

per order. Credit card orders by phone or fax. Automated

telephone orders 516-293-3751. Fax 516-293-3115.

Allow 4 to 6 weeks for delivery.

Credit Card Info

MC Visa

Card # _____

Exp Date _____

Signature _____

Special Offer from



Buy more than 1 book and take 15% off total order

Lenk Series



Simplified Design of IC Amplifiers

by John D. Lenk
1996 • 240pp • pa •
0-7506-9508-0 • \$29.95

Simplified Design of Micropower and Battery Circuits

by John D. Lenk
1996 • 240pp • pa •
0-7506-9510-2 • \$29.95

Simplified Design of Linear Power Supplies

by John D. Lenk
1996 • 246pp • pa •
0-7506-9820-9 • \$29.95

Simplified Design of Switching Power Supplies

by John D. Lenk
1996 • 225pp • pa •
0-7506-9821-7 • \$29.95

Simplified Design of Data Converters


by John D. Lenk **NEW**
April 1997 • 242pp • pa •
0-7506-9509-9 • \$29.95

Simplified Design of Voltage/Frequency Converters

by John D. Lenk **NEW**
September 1997 • 304pp • pa •
0-7506-9654-0 • \$29.95




More Books from Newnes...



Reference Data for Engineers: Radio, Electronics, Computer & Communications, Eighth Edition

by Mac E. Van Valkenburg
1993 • 1,500pp • ha •
0-672-22753-3 • \$99.95




CMOS Cookbook, Second Edition

by Don Lancaster
1988 • 512pp • pa •
0-7506-9943-4 • \$24.95




Lancaster's Active Filter Cookbook, Second Edition

by Don Lancaster
1996 • 240pp • pa •
0-7506-2986-X • \$29.95



Modern Dictionary of Electronics, Sixth Edition

by Rudolf Graf
1996 • 1152pp • pa •
0-7506-9870-5 • \$49.95



Embedded Systems Design

by Steve Heath
April 1997 • 352pp • pa •
0-7506-3237-2 • \$47.95



Inside OrCAD

by Chris Schroeder
1996 • 400pp • pa •
0-7506-9700-8 • \$39.95

Please send me the book(s) listed below. (Buy more than one, and take 15% off the total order.)

Write book number(s) here:

Mail your order to: Butterworth-Heinemann, Fulfillment Center, 225 Wildwood Ave., Woburn, MA 01801 USA

Name _____
Address _____
City _____ State _____ Zip _____
Phone _____ Fax _____
E-mail _____

Please send me a free Newnes catalog, Item #645.

Phone: 1-800-366-BOOK

Fax: 1-800-446-6520

E-mail your order to orders@repp.com

I have enclosed a check for \$ _____

Please charge my:

Visa MasterCard American Express

Card no. _____ Exp. date _____

Signature _____

U.S. Customers: Please add \$4.00 handling fee for the first item ordered, \$1.50 for each additional item, to all check and credit card orders. Billed orders will be charged additional shipping based on weight and destination. All U.S. orders must include your state sales tax. Prepayment required for all international orders and U.S. orders under \$75.00. Prices subject to change without notice.

Canadian Customers: please pay by credit card or in U.S. funds and include 7% GST on books and handling.


European Customers: Add £2.00 UK and surface postage. Check for Air Mail; extra cost will be charged.

Visit our web site: <http://www.bh.com/newnes>

A member of the Reed Elsevier plc group

TS220

A WHOLE NEW WORLD IN SCIENCE KITS.



OWI's "Next Generation" of affordable, rugged Robot Kits challenge the enthusiast to solder circuit boards and/or mechanically assemble.

Visit our homepage
@ <http://www.owirobot.com>

Each OWIKIT also incorporates the basic principles of robotic experiments, sensing and locomotion, guaranteeing an exciting, hands-on adventure of knowledge and fun!

But remember! OWI is the recognized founder and leader in Educational Robot Kits. ACCEPT NO IMITATIONS.



| | | | | |
|-------------------------|----------|------------------------|-------------|-------|
| ROBOTIC ARM TRAINER | OWI-007 | 5 Axis Control | NEW | 69.95 |
| TRIPLE ACTION SOLAR CAR | OWI-685 | Solar Sensor | NEW | 39.95 |
| S-CARGO | OWI-936K | Sound Sensor | 47 Pg. Book | 36.95 |
| WAO II | OWI-961K | Programmable - Graphic | 59 Pg. Book | 69.95 |
| SPIDER | OWI-962K | Infrared Sensor | 49 Pg. Book | 49.95 |
| LINE TRACKER | OWI-963K | Infrared Sensor | 48 Pg. Book | 49.95 |
| HYPER PEPPY | OWI-969K | Sound / Touch Sensor | 46 Pg. Book | 24.95 |
| MOON WALKER | OWI-989K | Solar Sensor | 10 Pg. Book | 34.95 |

1160 Mahalo Place, Suite B
Rancho Dominguez, CA 90220-5443
(310) 638-7970
Fax: (310) 638-8347



Order M - F: 8a.m. - 4p.m. PST

CIRCLE 286 ON FREE INFORMATION CARD

If he weren't constantly hungry
he might never be called
"Shrimp."

Over 12 million children in America are suffering from hunger. Hunger that is stunting their growth. We can help them grow. Simply by feeding them. Call Second Harvest, America's food bank network, at 1-800-532-5200.

SECOND HARVEST

TOGETHER WE CAN END HUNGER'S HOLD

www.secondharvest.org

Plant Trees for America™

THE CABLE STORE

CABLE TV CONVERTERS AND DESCRABLERS

ABSOLUTELY THE LOWEST PRICES!

WE WILL NOT BE UNDERSOLD. NOBODY BEATS OUR PRICES, EVER!
ALL MAJOR BRANDS • 30 DAY FREE TRIAL/MONEY BACK GUARANTEE
SPECIAL DEALER PRICING AND QUANTITY DISCOUNTS

1-800-390-1899

2221 Peachtree Road Suite 144, Atlanta, GA 30309 * <http://www.adpage.com/cablestore>
Sorry no GA sales. No satellite equipment. Anyone implying cable theft will be denied service.

©1994 EDF

Buy recycled.



It would mean the world to them.

Recycling keeps working to protect their future when you buy products made from recycled materials. For a free brochure, write *Buy Recycled*, Environmental Defense Fund, 257 Park Avenue South, New York, NY 10010, or call 1-800-CALL-EDF.



Our #1 Best-Selling Home Electronics Repair Manual

**FREE
30-DAY TRIAL**



WEKA'S GIANT 900-PAGE BIBLE OF EASY ELECTRONICS REPAIR

**SAVE
\$16.50**
when you enclose payment!

**FILLED WITH
Troubleshooting
Diagnostic Tips...
Step-By-Step "Model
Specific" Instructions...
Charts, Photos & Easy-
To-Follow Diagrams...
PLUS Directory Of
Parts Dealers!**

**ALL THE INSTRUCTIONS YOU NEED TO FIX
TVs, VCRs, STEREOS, CAMCORDERS, PHONES, CD PLAYERS, FAXES,
COMPUTERS, WALKMANS, AUTO RADIOS, VIDEO GAMES, & MORE!**

**Don't Waste Time & Money At Electronics Repair Shops!
NOW FIX IT YOURSELF FOR SAVINGS,
PROFIT... AND SATISFACTION!**

Now you don't have to be a professional technician to get PERFECT electronics repairs at home...at a fraction of repair shop costs! Whether you enjoy doing your own repairs or want an extra part-time income, this famous nationally advertised WEKA ELECTRONICS REPAIR MANUAL gives you easy-to-follow instructions for fixing nearly every electronic device you can think of...from popular manufacturers like SONY, RCA, IBM, NINTENDO and more! Plus, you get more than just easy instructions, YOU GET A FULL ELECTRONICS BIBLE that teaches you everything from basic

electronics principles to advanced troubleshooting and repairs!

UPDATED SUPPLEMENTS!

About 4-5 times a year, we'll send you updated 140-page repair supplements for all the newest electronic products available. Examine these supplements at home FREE for a full 30-days. If you decide to add them to your Manual, they're yours for just \$35.00 each plus shipping and handling. There's NO RISK, NO OBLIGATION! ORDER YOUR 900-PAGE ELECTRONICS REPAIR MANUAL NOW!

Yes, 900 Instruction-Filled Pages In Wipe-Clean Vinyl Binder!



- LOOSE-LEAF FORMAT!
- PAGES LIE FLAT!
- TABBED CHAPTER PAGES!
- PHOTOS, CHARTS, DIAGRAMS!
- EXPLODED VIEWS!
- STEP-BY-STEP FIXES!
- TROUBLESHOOTING INSTRUCTIONS!
- TEST EQUIPMENT PRIMER!
- SAFETY PRECAUTION CHECKLIST!
- ELECTRONICS REFERENCE GUIDE!
- PREVENTIVE MAINTENANCE TIPS!
- HOW TO USE TOOLS OF THE TRADE!
- MANUFACTURERS' DIRECTORY!
- PARTS SUPPLIERS!
- PLUS MUCH MORE!

CIRCLE 319 ON FREE INFORMATION CARD

CALL TOLL-FREE NOW FOR 30-DAY HOME TRIAL!

1-800-222-WEKA

FAX: 1-800-256-5915 E-MAIL: WEKA_Publishing@compuserve.com

WEKA PUBLISHING, INC., 1077 Bridgeport Ave.,
P.O. Box 886, Shelton, CT 06484

- YES!** Please rush my ELECTRONICS REPAIR MANUAL. I'll pay now by check or credit card and save \$10 off the regular price plus the \$6.50 shipping & handling! If I'm not 100% satisfied, I may return the book within 30 days for a full refund of the purchase price.
- SAVE!** Bill my credit card \$49.95.
- VISA* MASTERCARD* Exp. Date
- Account #
- Signature _____
- Phone ()
- SAVE!** My check is enclosed for \$49.95.
- Add \$10.00 for EXPRESS DELIVERY guaranteed within 5 business days from receipt of order. (Prepaid U.S.A. orders only, no P.O. Boxes.)
- Bill me later for the regular price of \$59.95 plus \$6.50 shipping & handling, subject to credit approval. Signature and phone number required to process your order. P.O. Box addresses must be prepaid.

Name _____
Company _____
Address _____
City _____ State _____ Zip _____

In Canada, please add \$10. Overseas orders add \$15 (foreign orders must be prepaid). U.S. funds only. CT residents add 6% sales tax. Supplements are just \$35 each plus shipping & handling. They will be sent 4-5 times a year on a fully-guaranteed, 30-day trial basis. They may be cancelled at any time. 33573

CLASSIFIED

MISCELLANEOUS ELECTRONICS FOR SALE

TUBES: "oldest", "latest". Parts and schematics. SASE for lists. **STEINMETZ**, 7519 Maplewood Ave., EN, Hammond, IN 46324.

FIBER-Optic Projects—Swing into the new technology by assembling tried and true projects recently published. "Practical Fiber-Optic Projects" - BP374 is only \$9.95. (price includes shipping) **ELECTRONIC TECHNOLOGY TODAY INC.**, PO Box 240, Massapequa Park, NY 11762-0240.

GREEN Thumb Alert—Electronics enters the Garden! New exciting book points out how gardeners can build simple gadgets to promote success where the elements work against you. Some of the projects are: over/under temperature monitoring, dusk/dawn switching, automatic plant watering, warming cables, etc. "Electronic Projects for the Garden" only \$9.95 (price includes shipping) **ELECTRONIC TECHNOLOGY TODAY INC.**, PO Box 240 Massapequa Park, NY 11762-0240.

RF Transistors, tubes 2SC1969, 2SC2166, MB8719, 2SC2312, 2SC2879, MRF477, MRF455, MRF454, MRF492, SRF3749, 4CX250B, 572B, 3-500, 6146B, 8975, **WESTGATE** 1 (800) 213-4563.

STEEL buildings - Super Sale Equipment storage, workshop, garage, easy to erect, designed for do-it-yourselfer. 20x20, 25x30, 30x40. Large Discounts. Limited quantities. 1 (800) 413-4781.

PIECE parts for Delco OEM radio's. Low pricing. Factory original. No subs. Call today, 1 (800) 433-9657.

PLANS-KITS-SCHEMATICS

FREE Catalog. 100 Leading-Edge kits. K1, PIC. Full instructions, source code. 1 (800) 875-3214. **SCIENCE FIRST**, 95 Botsford Place, Buffalo, NY 14216.

ELECTRONIC Project Kits. www.qkits.com 1-888-GO-4-KITS. 292 Queen St., Kingston, ON., K7K 1B8. **QUALITY KITS.**

ALL-in-one catalog, 60 mouth-watering pages. CB/HAM/audio/TV/spy/broadcast/science projects, **micropower broadcasting**, broadcast transmitters, amplifiers, antennas, "secret books", start your own radio station and more. Send \$1.00 to **PAN-COM INTERNATIONAL**, PO Box 130-N8, Paradise, CA 95967.

5000 Volts in the palm of your hand. Battery powered. Plans \$7.00. P.O. Box 113, Cookeville, TN 38503-0113. P/N ENHV001.

CABLE TV

TEST chips, test aids. All types, best products. Best prices. RFT-JTG-Terminator. Call 1 (800) 671-1110. E-mail (xlent@hi.net)

CABLE Descrambling New secret manual. Build your own descramblers for cable and subscription TV. Instructions, schematics for **SSAVI**, Gated Sync, Sinewave, (HBO, Cinemax, Showtime, UHF, Adult) \$12.95, \$2 postage. **CABLETRONICS**, Box 30502R, Bethesda, MD 20824.

CABLE TV Equipment & Accessories. Wholesalers welcome! 30 day moneyback guarantee! Free catalog! **PROFORMANCE ELECTRONICS INC.**, 1 (800) 815-1512.

CABLE TV, descramblers, converters. Quantity discounts. 30 day free trial. Competitive prices. Call now! 1 (800) 322-0921 **REGAL SALES, INC.**

CABLE Descrambler!! Anyone can build/invent steps with Radio Shack parts. **Plans/Kit from \$5.00 plus Free Bonus!!** 1 (800) 818-9103.

CABLE TV notch filters. Request our free brochure today! Voicemail: 1 (800) 433-6319. Address: **STAR CIRCUITS**, PO Box 94917, Las Vegas, NV 89193.

CABLE test modules/cubes. Pioneers, S/A, Tocom, Jerrolds. Latest technology. Quantity discounts. Call **DCR** Tel: (718) 426-8515/824-8334. Fax: (718) 246-9731. Please no N.Y. calls!

MASTER files, test modules & cable boxes for all types of CATV converter units. (909) 941-4858.

CABLE descrambler. No electronic experience required. **EZ** professional plans \$4.50 Send: check, money order **CYBERTECH**, Box 397 Mount Pleasant, PA 15666. CODs kits 1 (412) 547-1960.

NEW! Jerrold and Pioneer wireless test units \$125.00 each, also 75DB notch filters \$19.95 each, quantity pricing available. Please call **KEN ERNY ELECTRONICS**, 24 hour order and information hot line (516) 389-3536.

CABLE "Bullet Terminator and I.D. Blocker." Electronically shields yourself and your box. Also new **Super Bullet/ID Eliminator!** Lifetime guarantee. 1 (800) 820-9024.

GIANT sale!! Original equipment descramblers from \$149.00. Positive notch filter \$18.00. E-Z install cable test activation chips/boards for all models. "Magic Activator" External activator for all Dp(v), DPBB, CFT 2000/2200. Great features-restore locked box, multimode, hrc/standard much more. Dealers wanted. 1 (800) 449-9189 Anytime.

TEST chips. Provides full service mode. DP(V)5 & 7. DPBB7, CFT 2xx. BA-5000-6700. SA 8550-8600. Tocom 5503/07 VIP, Zenith ST 1000-5612. Call Anytime 1 (800) 449-9189.

CABLE TV descramblers. Pioneer 8310's, Scientific Atlanta, Jerrold. Warranty. Lowest prices anywhere. Houston, TX (713) 691-4610.

SATELLITE EQUIPMENT

VIDEOCYEPHER II descrambling manual. Schematics, video and audio. Explains DES, EPROM, CloneMaster, Pay-per-view (HBO, Cinemax, Showtime, Adult, etc.) \$16.95, \$2.00 postage. Schematics for Videocypher II Plus, \$20.00. Schematics for Videocypher II 032, \$15.00. Software to copy and alter EPROM codes, \$25.00. VCII Plus EPROM, binary and source code, \$30.00. **CABLETRONICS**, Box 30502R, Bethesda, MD 20824.

DSS Hacking: How to construct and program smart cards, w/pic16C84, software. Complete DSS system schematics. \$16.95. **CABLETRONICS**, Box 30502R, Bethesda, MD 20824.

OBTAINING sound for your VCII and VCII Plus is easy. No codes needed. Also **DSS Test Card** information. Details 1 (800)-211-5635.

BEST pricing on 18" satellite TV systems for home and RV. DSS, DISH Network programming, multi-room viewing options, accessories. Call **SKYVISION®** (800) 500-9264. www.skyvision.com

FREE Big Dish Catalog - Low prices - Systems, upgrades, parts and "4DTV". Call **SKYVISION®** (800) 334-6455. International (218) 739-5231. www.skyvision.com

DSS descrambling revealed. Sample secret plans, news, \$1.00. **SATELLITE NEWSLETTER**, P.O. Box 399, Hampton, Canada E0G 1Z0.

SCRAMBLING NEWS

BEST satellite news source includes hacking information. Free catalog. www.scramblingnews.com. Voice/Fax (716) 283-6910.

TELEPHONE

TELEPHONE voice changer \$24.95, ultrasonic pest repeller \$24.95. Laser pen painter \$49.95. \$5.00 S&H. **SCIENTIFIC FRONTIER**, P.O. Box 24746, Tempe AZ 85285-4746. 1 (800) 622-7674.

REPAIRS-SERVICES

PCB Designs. Professionally mastered in "TANGO". **AWESOME DESIGNS**, P.O. Box 214, Aurora, Ohio 44202-0214. E-Mail: AwesomeDesigns@worldnet.att.net

TEST EQUIPMENT

TEST Equipment pre-owned now at affordable prices. Signal generators from \$50.00, oscilloscopes from \$50.00. Other equipment including manuals available. Send \$2.00 US for catalog. Refunded on first order. **J.B. Electronics**, 3446 Dempster, Skokie, IL 60076. (847) 982-1973.

USED test equipment. See photos, specs, and prices at www.ica.net/customers/sms-systems.

IN-Circuit component testing. Two phase oscillator/tester. Easy board level repair with the power off. **WILCO**, (612) 937-9372. <http://www1.minn.net/~wilco>.

BUSINESS OPPORTUNITIES

I'M making a "bundle" reclaiming scrap gold from junk computers. Free info: 24 hrs. (603) 645-4767.


EASY work! Excellent pay! Assemble products at home. Call toll free 1 (800) 467-5566 Ext. 5192.

GREAT extra income ideal Assemble products at home for best companies. Information call: 1 (800) 377-6000 ext. 6870.

EDUCATION & INSTRUCTION

LEARN PC repair-troubleshooting, servicing. Home study. Free literature. **P.C.D.I.**, Atlanta, Georgia. 1 (800) 362-7070 Dept. JJJ342.

LEARN VCR repair. Great profits. Home study. **P.C.D.I.**, Atlanta, Georgia. Free literature. 1 (800) 362-7070 Dept. VRJ342.

 **Make a World of Difference.** Thanks to trees we enjoy shadier streets, greener city parks, and friendlier neighborhoods. Trees also produce oxygen, absorb carbon dioxide, and help keep the atmosphere in balance.

This year, plant Trees for America. For your free brochure, write: Trees for America, The National Arbor Day Foundation, Nebraska City, NE 68410.

 **The National Arbor Day Foundation™**
www.arborday.org

VIDEO SYNC GENERATOR



Restores Horizontal
and Vertical
Sync Lines from Distorted
Analogue Video Formats

For Free Information Package on Completed Units and Pricing

VISA • Call 219-236-5776 • MasterCard
R.C. Distributing • PO Box 552 • South Bend, IN 46624

Who Can Solve This Problem?

$$4x + 8 = 16$$

$$x = 2$$

Right now, in some school districts,
third graders are learning
how to solve this equation.
And in some school districts, sixth
graders are learning..
But there are still some school
districts where seniors will
receive a diploma without ever
having to face the question.

**Insist on
higher academic standards
in your school district.**



AMERICAN
FEDERATION
OF TEACHERS
EDUCATIONAL
FOUNDATION

New Surveillance Devices!

Smoke Alarm and Table Clock Video Cameras
Ultra miniature video cameras hidden in smoke alarm or alarm clock - your choice. Wide field of view and super .1 lux low light sensitivity! Undetectable!
SC-600 TC-70 High quality B/W with 420 lines of resolution for ultra sharp images. Direct output of video and audio. \$189.95 ea.
Best price on surveillance cameras anywhere!

Telephone Transmitter Kit hidden in dual modular adaptor
Transmits both sides of conversation to any FM radio up to 1/4 mile. "SnapKit" technology. Uses phone line for power and antenna. Goes completely unnoticed. MA-100 \$25.95

High quality cassette deck plugs directly into telephone jack! Records up to 12 hours of conversations on a single cassette. Recording starts and stops automatically when phone is used! Visa/MC (800)594-1047
THR-12 12 Hour Telephone Recorder \$99.95 Free shipping! Check/MO Question Line: (972)255-7490
Seymour-Radix Inc. Box 166055-N Irving, TX 75016
Now you can visit us on the internet at: <http://www.why.net/home/sr/>

Write PIC programs in BASIC!

\$99.95



PicBasic Compiler

BASIC makes it easy for you to program the fast and powerful Microchip PIC microcontrollers.

- ❖ Expanded BASIC Stamp 1 compatible instructions
- ❖ True compiler provides faster program execution and longer programs than BASIC Interpreters
- ❖ In-line assembler and Call support
- ❖ **New Features!** Peek & Poke, I2Cin & I2Cout
- ❖ Supports PIC16C6x, 7x and 8x microcontrollers

PicBasic Compiler Bundle - \$179.95

Includes: PicBasic Compiler, EPIC Programmer, AC Adapter, 25 Pin Cable, PICProto18 and PIC16F84

*BASIC Stamp is a trademark of Parallax, Inc.

microEngineering Labs, Inc.

Box 7532 Colorado Springs CO 80933

(719) 520-5323 FAX 520-1867

<http://www.melabs.com>



Support The College Fund. Call 1-800-332-UNCF.

The College Fund/UNCF
A mind is a terrible thing to waste.



CABLE T.V. Converters & Equipment WISE PRODUCTS



30-day money back
1-year warranty

Dealers
Welcome!

1-(800) 434-2269

Visa, MC, Amex, COD

Call For FREE Catalog!

CABLE TV BONANZA



LOW
PRICES!
GREAT SERVICE!

FULL VIEW CABLE BOXES
WHOLESALE PRICES!
30 Day Free Trial!
1 Year Guarantee!

- VIDEO STABILIZERS - Removes video tape copy protection
- TEST CHIPS, DEVICES, FILTERS AND ACCESSORIES

FREE BULLET BUSTER

with cable box purchase (REG. \$9.95)

Anyone implying theft of service will be denied assistance

N.S. INTERNATIONAL

OPEN DAILY 9am - 11pm (EST) 1-800-449-9189 C.O.D. or Credit Cards

3 Axis Motion Control System Complete, ready to run

\$ 255.50 + 12.00 S/H

Build or adapt CNC mills, CNC routers, Robots, Etc.
Includes: 3 Stepping motors (70 oz/in 200 steps/rev). External board (connects to parallel port of a PC). Power supply. Cables, Manual and the MAXNC drive software, with linear, circular and helical interpolation, acceleration deceleration, full contouring, 'G' code programming, screen plot, code generation from CAD (CAM), and more.

For more information,
phone or write to:

MAXNC

6509 W. Frye Rd. Suite 3
Chandler AZ 85224
Ph (602) 940-9414
Fax (602) 940-2384



WE HAVE IT ALL! Surveillance

Infinity Transmitters
FM Wireless Transmitter Kits
Vehicle Tracking Systems
Bug Detectors • Caller I.D.
Telephone Register with Printer
Long-play Recorders
Wired Mikes • Shotgun Mikes
Telephone Recording Adapters
Alcohol Testers • Drug Testers
Telephone Scramblers
Hidden Video Cameras
Telephone Tap Detectors
MUCH, MUCH, MUCH MORE.

Our 27th Year!

Small catalog FREE. Larger catalog send \$5.
Mail Order only. Visa, MasterCard and
C.O.D. accepted for equipment only.

Inquire for dealers' prices.

A.M.C. SALES, INC.

193 Vaquero Dr. • Boulder, CO 80303

Mon.-Fri. 8 a.m.-5 p.m. Mtn. Time

800-926-2488

(303) 499-5405 • Fax (303) 494-4924

Internet: <http://www.siteleader.com/catalogdepot/AMCSC-home.html>

E-mail: amc-sales@siteleader.com

ADVERTISING INDEX

Electronics Now does not assume any responsibility for errors that may appear in the index below.

| Free Information Number | Page | Free Information Number | Page |
|------------------------------------|---------|----------------------------------|-------|
| — Abacom Technology | 94 | 249 Kelvin Electronics | 88 |
| — ABC Electronics | 102 | — Learn Inc. | 25 |
| — ACM Company | 109 | — M2L Electronics | 108 |
| — Aegis Research, Canada | 90 | 336 Mark V Electronics | 87 |
| — AES | 99 | 331 MCM Electronics | 81 |
| 214 All Electronics | 89 | — Meredith Instruments | 101 |
| — Allison Technology | 84 | — Merrimack Valley Systems | 99 |
| — Allstar Electronics | 110 | 128 MicroCode Engineering | CV2 |
| — Amaze Electronics | 107 | — Micro Engineering Labs | 115 |
| — AMC Sales | 115 | — Modern Electronics | 108 |
| 320 American Eagle Publications | 92 | 318 Mouser Electronics | 102 |
| 282 American Innovations | 109 | — MWK Industries | 92 |
| 324 Basic Electrical Supply | 98 | — NRI Schools | 71 |
| 327 Bel-Merit | 108 | — NS International | 115 |
| — Bsoft Software, Inc. | 99 | 330 Nu-Tek Electronics | 76 |
| 316 Butterworth-Heinemann | 111 | 286 OWI | 112 |
| 333 C&S Sales, Inc. | 96 | 262 Parts Express Inc. | 75 |
| — CD Electronics | 84 | — Polaris Industries | 73 |
| 332 Circuit Specialists | 82 | 326 Prairie Digital | 94 |
| — CLAGGK, Inc. | 12, 104 | 264 Print (Pace) | 103 |
| — Cleveland Inst. of Electronics | 19 | — R-4 Systems Inc. | 107 |
| — Command Productions | 90 | 78 Radio Shack | 5 |
| 226 Consumertronics | 74 | 266 Ramsey Electronics | 80 |
| 328 CTG | 79 | — RC Distributing Co. | 115 |
| — Cybermation | 98 | — RF Parts | 90 |
| — DC Electronics | 110 | 323 Roger's Systems Specialist | 95 |
| — EDE - Spy Outlet | 108 | — Sil Walker | 109 |
| — Electronic Goldmine | 85 | 270 Skyvision Inc. | 91 |
| — Electronics Technology Today | 13 | — Square 1 Electronics | 110 |
| 334 Electronix Express | 94 | — Starlet Systems | 110 |
| — Emac Inc. | 79 | — Street Smart Security | 79 |
| 335 Foley-Belsaw Co. | 105 | — Tab Books | 3, 52 |
| 334 Fotronic | 104 | — TC Instruments | 77 |
| — General Device Instruments | 100 | — TCS Electronics | 112 |
| 122 Global Specialties | 9 | — Technical Serv. & Solutions | 109 |
| — Grantham Col. of Engineering | 4 | 322 Telulex | 107 |
| — Home Automation | 99 | — Test Equipment Sales | 73 |
| — Howard Electronics | 77 | 275 Timeline | 86 |
| 317 Howard Electronics | 93 | — U.S. Cyberlab | 100 |
| — Information Unlimited | 78 | — Visual Communications | 23 |
| — Intelligent Products | 102 | 98 Wavetek Corp. | 15 |
| 126 Interactive Image Technologies | CV4 | 319 Weka Publishing | 113 |
| 325 IVEX Design International | 101 | 321 White Star Electronics | 84 |
| — J-Works | 102 | — World College (Div. of C.I.E.) | 37 |
| — Jameco | CV3 | — WPT Publications | 98 |
| — James Electronics | 77 | 280 Xandi Electronics | 92 |

ADVERTISING SALES OFFICES

Gernsback Publications, Inc.
 500 Bi-County Blvd.
 Farmingdale, NY 11735-3931
 1-(516) 293-3000
 Fax 1-(516) 293-3115

Larry Steckler
 publisher (ext. 201)
 e-mail advertising@gernsback.com

Christina Estrada
 assistant to the publisher (ext. 209)

Arline Fishman
 advertising director (ext. 206)

Michele Torrillo
 advertising assistant (ext. 211)

Adria Coren
 credit manager (ext. 208)

For Advertising ONLY

EAST/SOUTHEAST

Stanley Levitan
 Eastern Advertising
 1 Overlook Ave.
 Great Neck, NY 11021-3750
 1-516-487-9357
 Fax 1-516-487-8402
 slevitan26@aol.com

MIDWEST/Texas/Arkansas/Okla.

Ralph Bergen
 Midwest Advertising
 One Northfield Plaza, Suite 300
 Northfield, IL 60093-1214
 1-847-559-0555
 Fax 1-847-559-0562
 bergenrj@aol.com

PACIFIC COAST

Janice Woods
 Pacific Advertising
 Hutch Looney & Associates, Inc.
 6310 San Vicente Blvd.
 Suite 360
 Los Angeles, CA 90048-5426
 1-213-931-3444 (ext. 228)
 Fax 1-213-931-7309

Electronic Shopper

Joe Shere
 National Representative
 P.O. Box 169
 Idyllwild, CA 92549-0169
 1-909-659-9743
 Fax 1-909-659-2469
 Jshere@gernsback.com

Megan Mitchell

National Representative
 9072 Lawton Pine Avenue
 Las Vegas, NV 89129
 Phone/Fax 702-240-0184
 Lorri88@aol.com

Customer Service

1-800-999-7139
 7:00 AM - 6:00 PM M-F MST

Call for your
FREE catalog!

Your One Stop Component & Computer Source

Special Prices for
Electronics Now
Readers. Please
mention VIP #8R71

486SLC-66 Multimedia System

- System includes:**
- 4MB RAM
 - 420MB hard disk drive
 - 512KB SVGA
 - 2X CD-ROM
 - Sound card and speakers
 - 101-key keyboard
 - MS Windows® for Workgroups
 - MS Works™
 - Weight: 36.5 lbs.
- Monitor not included**
- 2-button mouse
 - Computer Care Kit
- | Part No. | Description | Price |
|----------|------------------|----------|
| 132281 | 486SLC com. sys. | \$499.95 |

TraxMaker Software

- Compatible with CircuitMaker®**
- Create printed circuit board layouts with this virtual reality software!
- 6 single layers plus power and ground planes
 - Built-in autorouter
 - Minimum system requirements: 386 (or higher) processor, Windows® 3.x/95/NT, 5MB hard disk space, 4MB RAM
- | Part No. | Description | Price |
|----------|----------------|-------------------|
| 139301 | PCB design sw. | \$299.95 \$269.95 |

WinBoard PCB Layout Software

- Choose from over 700 module footprints with surface mounts, or create your own designs.
- Supports 16 layers w/ multiple copper pours
 - Minimum system requirements: 486/DX2 with 3.5" floppy drive, 10MB hard drive space, 8MB RAM, Windows® 3.1, SVGA (800 x 600), Win 32s if using WinDraft with 16 bit Windows® 3.1x • Weight: 1.6 lbs.
- | Part No. | Description | Price |
|----------|---------------------|----------|
| 137605 | WinBoard PCB CAD | \$199.95 |
| 137592 | WinDraft Schem. CAD | 199.95 |

Basic Stamp®2 Starter Kit

- Take advantage of all the cool features of the Basic Stamp 2. This starter kit includes the BS2-IC, carrier board, manual, software and programming cable.
- Requires use of an IBM or compatible PC running DOS • Weight: 1.0 lb.
- | Part No. | Description | Price |
|----------|----------------------------|----------|
| 140071 | Basic Stamp 2 starter kit. | \$149.95 |

0.6" 3 1/2-Digit LCD Digital Panel Meter

- Single 9VDC operation
 - Maximum input: 199.9mVDC
 - Maximum display: 1999 counts (3 1/2-digit)
 - Accuracy: ±0.5% • Size: 2.7"L x 1.7"W
- | Part No. | Product No. | Price |
|----------|-------------|-----------------|
| 108388 | DPM128 | \$14.95 \$11.95 |

Aluminum Enclosure for Digital Panel Meter

- Compatible with P/Ns 108388 (above) & 123140 digital panel meters
 - Case size: 6.0"W x 2.8"D x 2.8"H • Weight: 0.4 lbs.
 - Includes connecting strips and screws
- | Part No. | Product No. | Price |
|----------|-------------|---------------|
| 138974 | MPB19 | \$9.95 \$8.95 |

4 1/2-Digit Multimeter

- Measures:
- AC voltage (2V-700V)
 - DC voltage (200mV-1000V)
 - AC/DC current (2mA-10A)
 - Resistance (200Ω-200MΩ)
 - Frequency (20kHz)
 - Capacitance (2000pF-20μF)
 - Measures transistor hfe and continuity
 - Size: 8.8"L x 3.9"W x 1.9"H
 - Weight: 1.6 lbs. • One-year warranty
- | Part No. | Description | Price |
|----------|-------------------|-----------------|
| 136590 | 4 1/2-digit meter | \$69.95 \$62.95 |

Jameco Digital-Analog Lab

- Soldierless breadboard
 - DC power supplies
 - Function generator (5 ranges)
 - Variable resistors, data switches, pulse switches, speaker, banana sockets, BNC jacks, and red LEDs
 - 2-digits of segment LED display
 - Size: 12.8"W x 9.8"D x 3.7"H
 - Weight: 9.5 lbs. • One-year warranty
- | Part No. | Description | Price |
|----------|--------------------|----------|
| 136266 | Digital-Analog lab | \$329.95 |

Jameco ABS Speedy Boxes

- Will not crack or split when drilled or punched. PCB mounting slots on all four sides and the lid has a lip for precision fit (adds 0.4" height). Complete with four screws and lid. All sizes below are for interior dimensions. • Black ABS plastic
- | Part No. | Size (L x W x D) | 1-9 | 10-49 | 50-99 |
|----------|--------------------|--------|--------|--------|
| 18921 | 3.1" x 2.0" x 0.9" | \$2.25 | \$1.95 | \$1.59 |
| 18913 | 4.9" x 2.5" x 1.5" | 2.49 | 2.25 | 1.79 |
| 18892 | 6.0" x 3.5" x 1.9" | 2.95 | 2.69 | 2.39 |
| 18905 | 7.5" x 4.3" x 2.3" | 3.49 | 2.95 | 2.49 |

Jameco E(E)PROM Programmer

- Programs 16Kbits to 512Kbits EPROMs
 - Programs EPROMs, EEPROMs
 - Programming speeds/algorithms: normal, intelligent, and quick pulse
- | Part No. | Description | Price |
|----------|--|-------------------|
| 101400 | 1 socket 16Kbits-512Kbits E(E)PROM prog. | \$129.95 \$116.95 |

7 Watt Mono Amplifier Kit

- Music output power: 7W/4Ω
 - RMS output: 3.5W/4Ω & 2W/8Ω
 - Harmonic distortion: 0.05% (1W/1kHz)
 - Frequency response: 20 to 20kHz (-3dB)
 - Short circuit/overload protection
 - Requires speakers and power supply: 15VDC (8 to 18VDC @ 0.5A)
 - Board size: 2.2"L x 1.4"W • Weight: 0.3 lbs.
- | Part No. | Description | Price |
|----------|------------------|-----------------|
| 127255 | 7W mono amp. kit | \$12.95 \$11.49 |

Electronic Temperature Controlled Soldering Station

- Analog readout
 - Tip temperature electronically controlled to ±6°F of idling
 - Transformer isolates line transients and spikes • ESD safe
 - Heater power: 60W • UL approved
 - Size: 5.1"W x 8.0"D x 4.0"H
 - Weight: 4.6 lbs.
- | Part No. | Product No. | Price |
|----------|-------------|----------|
| 138923 | XY960AESD | \$159.95 |

Benchtop PC Board Solder Station

- Holds PC boards up to 13" wide
 - Can be adjusted by using press release and sliding support arm to hold desired size board
 - Right hand soldering iron holder
 - Size: 19.5"W x 8.8"D x 8.8"H
- | Part No. | Description | Price |
|----------|-------------------------|---------|
| 133065 | PC board solder station | \$29.95 |

Jameco 66 Piece Tool Kit

- A comprehensive set of tools for field technicians, engineers and lab personnel. Aluminum case features removable pallets, surface-type locks, a black plastic handle, side buckles and strap.
- Size: 18.0"L x 14.0"W x 6.0"H • Wt: 18.2 lbs.
- | Part No. | Description | Price |
|----------|-------------------|-------------------|
| 105646 | 66 piece tool kit | \$179.95 \$161.95 |

Jameco Modular Crimping Tool Set

- 8" metal modular crimping tool crimps 4P, 6P and 8P plugs
 - Includes: 40 ea. 4P4C modular plugs (616), 30 ea. 6P6C modular plugs (623), 20 ea. 8P8C modular plugs (641) • Weight: 2.1 lbs.
- | Part No. | Description | Price |
|----------|-------------------|-----------------|
| 73496 | Crimping tool set | \$79.95 \$71.95 |

Jameco 54 Watt Switching Power Supply

- Input: 110/220VAC @ 47/63Hz
 - Overcurrent protection: 110-130% automatic current limiting
 - Minimum load: all outputs at 10% of rated load
 - Data sheet included
 - Size: 6.3"L x 3.9"W x 1.5"H
 - Weight: 1.2 lbs. • One-year warranty
- | Part No. | Product No. | Price |
|----------|-------------|-----------------|
| 17056 | FCS604A | \$44.95 \$39.95 |

Velleman 32MHz Digital Storage Scope for PC

- MS DOS programs include: Oscilloscope with True RMS readout, FFT Spectrum Analyzer (up to 16MHz), and Transient Signal Recorder.
- System requirements: 386 or better, IBM or compatible PC with 460KB memory, VGA display card, and mouse
 - Requires 12VDC transformer P/N 129331
 - Size: 8.8"W x 6.9"D x 1.8"H
 - Weight: 2.8 lbs. • One-year warranty
- | Part No. | Description | Price |
|----------|---------------|-------------------|
| 139678 | Storage scope | \$299.95 \$269.95 |

12-Bit Motor Control / Data Acquisition Board

- A 3 wire UART port (Rx, Tx and GND) configurable to any standard baud rate in the 300-115200 range (N,8,1)
 - Three 12-bit ports (PA/PB & PC) configurable pin for pin as inputs or outputs
 - Three stepper motor ports
 - Manual included • One-year warranty
 - Size: 6.0"L x 2.6"W • Weight: 0.2 lbs.
- | Part No. | Description | Price |
|----------|------------------------|----------|
| 140484 | Data acquisition board | \$149.95 |

Multi Stepper Motor Control Board

- Controls 4 stepper motors independently
 - Communication with PC via RS232 at 300 to 115200 baud
 - 8 TTL compatible I/O lines • Size: 8.0"L x 5.1"W x 1.3"H
 - Weight: 0.6 lbs. • Six-month warranty
- | Part No. | Description | Price |
|----------|---------------|----------|
| 140492 | Control board | \$339.95 |

Robotics 14.4 kbps Data/Fax Internal Modem

- Supports 14.4 down to 300 bps of data
 - Compatible with ITU-T standard
 - System requirements: 486 or Pentium® Windows® 3.xx to Win® 95, 4MB RAM, 2MB hard disk space • One-year warranty
- | Part No. | Description | Price |
|----------|-----------------|-----------------|
| 139871 | 14.4 int. modem | \$49.95 \$44.95 |

Jameco Electronic Component Cabinet Kits

- Kits include the most popular components with extra space for your customized expansion. Each kit includes a 20 drawer component cabinet.
- More kits available - call for details!**

| Part No. | Description | Price |
|----------|-------------------------------|----------|
| 84953 | 330 pc. 7400 series IC kit | \$169.95 |
| 84961 | 420 pc. 74LS series IC kit | 119.95 |
| 84970 | 300 pc. CD4000 series IC kit | 84.95 |
| 84988 | 385 pc. Linear series IC kit | 159.95 |
| 108329 | 540 pc. 1/8 watt Resistor kit | 29.95 |
| 81832 | 540 pc. 1/4 watt Resistor kit | 28.95 |
| 107879 | 540 pc. 1/2 watt Resistor kit | 31.95 |
| 108433 | 2200 pc. Electr. Hardware kit | 39.95 |
| 81867 | 110 pc. Radial Capacitor kit | 34.95 |
| 81859 | 320 pc. Ceramic Capacitor kit | 29.95 |
| 81883 | 160 pc. Mylar Capacitor kit | 34.95 |
| 81841 | 129 pc. Tantalum Capac. kit | 49.95 |
| 82587 | 270 pc. Diode kit | 39.95 |
| 82595 | 180 pc. Transistor kit | 49.95 |

JAMECO

ELECTRONIC COMPONENTS
COMPUTER PRODUCTS

© 1997 Jameco 8/97
Ordering Hours:
5:30am - 5:30pm PST

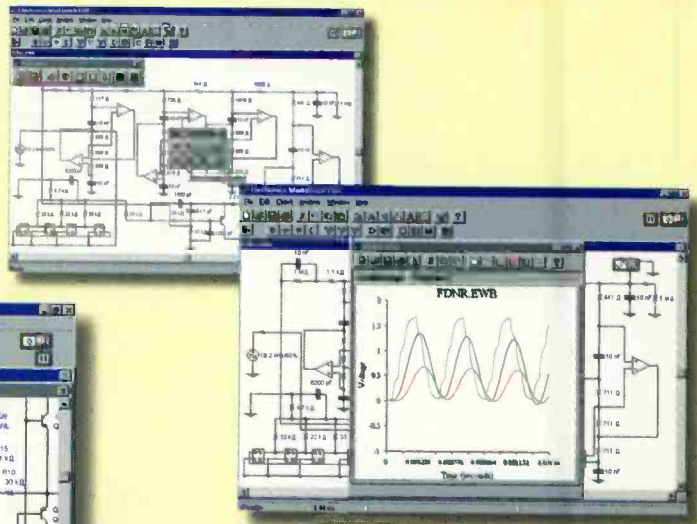
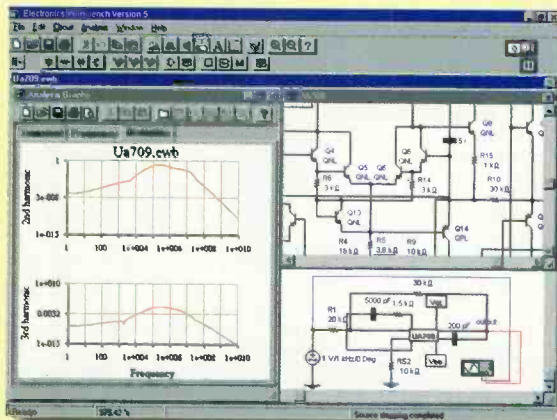
1355 Shoreway Road
Belmont, CA 94002-4100
FAX: 1-800-237-6948 (Domestic)
FAX: 415-592-2503 (International)
E-mail: info@jameco.com
http://www.jameco.com



Call 1-800-831-4242 to order today!

Better Designs -Faster

\$299



NEW!

Electronics Workbench Version 5 with analog, digital and mixed A/D SPICE simulation, a full suite of analyses and over 4,000 devices. Imports SPICE netlists. Exports to PCB layout programs. Still the standard for power and ease of use. Still the same low price.

Join over 75,000 customers and find out why more engineers and hobbyists buy Electronics Workbench than any other SPICE simulator. You'll be working productively in 20 minutes, and creating better designs faster. We guarantee it!

Check our web site at
<http://www.interactiv.com>
for a free demo

30-DAY MONEY-BACK GUARANTEE

VERSION 5.0 FOR WINDOWS 95/NT/3.1. Upgrades from previous versions \$79.

CALL 800-263-5552



INTERACTIV

Fax: 416-977-1818 Internet: <http://www.interactiv.com> CompuServe: 71333,3435/BBS: 416-977-3540/E-mail: ewb@interactiv.com
CIRCLE 126 ON FREE INFORMATION CARD

High-End Features

| | |
|------------------------------|-------------------|
| TRUE MIXED ANALOG/DIGITAL | YES |
| FULLY INTERACTIVE SIMULATION | YES |
| ANALOG ENGINE | SPICE 3F5, 32-BIT |
| DIGITAL ENGINE | NATIVE, 32-BIT |
| TEMPERATURE CONTROL | EACH DEVICE |
| PRO SCHEMATIC EDITOR | YES |
| HIERARCHICAL CIRCUITS | YES |
| VIRTUAL INSTRUMENTS | YES |
| ON-SCREEN GRAPHS | YES |
| ANALOG COMPONENTS | OVER 100 |
| DIGITAL COMPONENTS | OVER 200 |
| DEVICE MODELS | OVER 4,000 |
| MONEY-BACK GUARANTEE | 30-DAY |
| TECHNICAL SUPPORT | FREE |

Powerful Analyses

| | |
|--------------------|-----|
| DC OPERATING POINT | YES |
| AC FREQUENCY | YES |
| TRANSIENT | YES |
| FOURIER | YES |
| NOISE | YES |
| DISTORTION | YES |

Electronics Workbench[®]

VERSION 5

INTERACTIVE IMAGE TECHNOLOGIES LTD., 908 Niagara Falls Boulevard, #068,
North Tonawanda, New York 14120-2060/Telephone 416-977-5550

TRADEMARKS ARE PROPERTY OF THEIR RESPECTIVE HOLDERS. OFFER IS IN U.S. DOLLARS AND VALID ONLY IN THE
UNITED STATES AND CANADA. ALL ORDERS SUBJECT TO \$15 SHIPPING AND HANDLING CHARGE